

EXPERT ADVICE • TOP TIPS • BEST BUYS • MORE FACTS

WIN
A HARD DRIVE!

AMIGA

SHOPPER

The top-selling serious Amiga magazine

WRITE ON!

Pro-Write 3.2 – the most fully-featured, best value word processor around?.....page 15

SOUND MOVE

Is *Audio Sculpture* the ideal package for getting your samples on track?....page 26

CRACK STUFF!

The latest version of Hisoft's brilliant assembler is totally disassembled..page 30

SCREEN EXTRA

Just how well does the new DCTV board compare to HAM-E?.....page 35

PD WORLD

Six pages stuffed with all the latest low-cost and no-cost software.....page 146

UPGRADES

How to get your hands on a hard drive and loads of extra RAM for freepage 162



**BEGINNERS
START HERE**

We'll help you master your Amiga

AMIGA ANSWERS

Got a problem? **Pages**
- We'll solve it! **43-66**

ISSUE 12 • APRIL 1992 • £1.25 • YOUR DEFINITIVE GUIDE

HARD DRIVES

8

EASY
pages of
HARD
facts &
advice!

What size?
What speed?
What sort?
How much hassle?
How much RAM?
How much DOSH?

The fact-packed Amiga Shopper
Drive Guide has all the answers

THE A690

THE AMIGA'S NEW CD-ROM
DRIVE EXCLUSIVELY REVIEWED!

Future
PUBLISHING



Your guarantee of quality 0 770041 730019

POWER COMPUTING

Optical Hard Disk



External

Optical 128MB + 5 disks (eq. to 600MB) **£1275**

Optical 128MB + 10 disks (eq. to 1GB) **£1450**

A500 requires a suitable SCSI Host adaptor, not supplied

Internal (A1500/A2000)

Optical 128MB + 5 disks (eq. to 600MB) **£1075**

Optical 128MB + 10 disks (eq. to 1GB) **£1250**

SCSI Controller Card for A2000/A1500 **£199**

24 Bit Colour Card

16 million colours

GVP Impact Vision **£1655**

Rambrandt **£1500**

Harlequin 1MB **£1275**

Harlequin 2MB **£1399**

Harlequin 2MB **£1520**

Harlequin 4MB **£1599**

TV Paint 24 bit paint program **£899**

TV Record **£169**

TV Display **£79**

Power Scanner Packs

Power Scanner, 512K of RAM with clock **£114**

Power Scanner + PC880B **£159**

Power Scanner + Dual Drive **£209**

Power Scanner, 512K of RAM + Pro Page **£249**

Power Scanner, 1MB of RAM + Pro Page **£270**

Videon v3-0

Digitize and display all 4096 colours in high resolution

Digitize directly from colour video sources (VCR's, video cameras, video disc)

Dynamic hi-res without interrupting multi-tasking

24 bit compatible (Digitize 16.7 million colours)

68030 compatible

Videon v3-0 **£199**

Video Lock Amiga Genlock **£199**

Videon 3-0 & Video Lock **£389**

ICD Flicker Free Video

Eliminates all flicker in interlace mode

ICD FFV + VGA Monitor **£449**

ICD FFV only **£195**

ICD AdIDE

Inexpensive alternative to a full SCSI interface

AdIDE/40 is for the A2000. Fits under CPU chip card and uses no slot. The 40 pin cable included connects it to a standard 3.5" hard drive. **£79**

AdIDE/40 Kit is for the A500. It allows you to replace an internal drive with a quantum low profile hard drive.

Includes cables, hardware and a shuffle to allow an external drive to be DFO. **£99**

AdIDE/44 is for mounting a 2.5" drive inside the A500. Includes 44 pin cable and mounting brackets. **£99**

AdSpeed 14MHz replacement processor. On board RAM cache. No soldering.

AdSpeed **£149**

AdSpeed + IDE/40 **£259**

AdSpeed + IDE/40 kit **£269**

AdSpeed + IDE/44 **£260**

Novia Series



Smallest hard drive, fits inside A500

Novia 20MB **£199** Prima 52QMB **£299**

Novia 40MB **£299** Prima 105QMB **£449**

Novia 60MB **£449** Shuffle Board **£19.99**

Novia 85MB **£550**

AdSCSI 2080

Hard drive interface

ICD AdSCSI 2080 0MB **£129**

ICD AdSCSI 2080 2MB **£189**

ICD AdSCSI 2080 4MB **£249**

ICD AdSCSI 2080 6MB **£309**

ICD AdSCSI 2080 8MB **£369**

A500

Amiga 500+ **£399**

Amiga 500+, 2MB **£445**

Amiga 500+, 20MB Internal hard drive **£600**

Amiga 500+, 52QMB GVP hard disk **£780**

A1500, A3000 also available **£POA**

Monitors and printers also available **£POA**

Chips

256K x 4 DRAM **£5** 4MB x 8 Simm **£150**

1MB x 1 DRAM **£5** 8372 Fatter Agnus **£39**

1MB x 8 Simm **£30**

A3000 Static Column RAM **£24**

Miscellaneous

Power Mouse **£15**

Optical Mouse **£29.95**

Replacement optical mouse mat **£9.95**

A500 Dust Cover **£9**

Maxell multi colour branded disks (10) **£9.95**

Floppy disk **£POA**

Blitz Amiga

Back up disks at lightning speed

Stops all external drives from clicking

Contains anti-virus from being written into the bootblocker **£25**

PC Emulators

KCS PC Power Board **£235**

KCS A2000 Power Board, includes MS-Dos 4.01, GW Basic, Shell, Dos-Help & on-board memory **£209**

Without Dos **£179**

Adaptor for A1500/A2000/A3000 **£69.95**

Progressive Peripherals 68040 Accelerator Board

25MHz Motorola 68040

Built-in maths co-processor

Expandable up to 32MB of RAM

Software compatible with all 68040 family processors

Many more features

0MB RAM **£1449** 16MB RAM **£2109**

4MB RAM **£1569** 32MB RAM **£2525**

8MB RAM **£1689**

Bare SCSI Hard Drive

52 Quantum **£199** NEC 45MB **£179**

105 Quantum **£299** NEC 100MB **£279**

(suitable for GVP Combo or GVP HC or Nexus HC)

Send your order to Power Computing Ltd, Unit 8 Railton Road, Woburn Road Industrial Estate, Kempston, Bedford MK42 7PN
Ring your credit card order through on **0234 843388 (10 lines)** or fax your order on **0234 840234** Technical Helpline **0234 841882**

All prices include VAT, delivery and are subject to change. Specifications are subject to change without notice. Next day delivery £4.50 (U.K. mainland only), all trademarks acknowledged.

Power Computing SRL Italy, Via Delle Baleari, 90, 00121 Ostia Lido, Roma
Tel (06) 5646310 (2 lines) Fax 5646301

Power Computing France, 15 Bd Voltaire 75011, Paris France
Tel (1) 43570169 (6 lines) Fax (1) 43380435

Power Computing U.S.A., 21 South 5th Street, Suite 900, Philadelphia, PA 19106
Tel 215 922 0050 Fax 215 922 0116

AMIGA SHOPPER AT A GLANCE GUIDE

To help you find what you want quickly and easily, this is a cross-referenced list of all the products and subjects covered in this month's *Amiga Shopper*. The subjects covered in *Amiga Answers* are detailed on page 43; the many PD programs covered on page 144 are listed there. The page numbers given are for the first page of the article in which the product is mentioned.

A570	10
A690	10
Amiga Answers	43
AmigaDOS	95
AMOS	98
Assembler	30
Audio Sculpture	26
BASIC	109
Bulletin boards	87
Buying advice	153
Caligari	75
CD-ROM	10
CDTV	10
CIX	87
Comms	87
Competition	154
Databases	131
DCTV	35
Desktop publishing	81
DevPac 3	30
DTP	81
Education	70
For sale	140
Graphics	35
GVP IV-24	75
Hard drives	18
Impact Vision 24	75
Languages	109
Letters	13
Maths Adventure	70
Micromasure	70
MoG	70
MIDI	123
Modems	87
Music	26,123
News	7
Programming	95,109
ProWrite 3.2	15
Public domain	144
Reader ads	140
Scala	75
Shareware	144
Subscriptions	142
SuperBase Personal 2	131
Talking Shop	13
TouchWindow	75
TurboPrint Pro	81
User groups	112

Are there any products or subjects you'd like us to take a look at? Well, just drop a line to:

**Amiga Shopper,
30, Monmouth Street,
Bath BA1 2BW.**

WELCOME

Ask anyone who's got one and you'll always get the same answer – "I don't know how I ever did without it." Yep, a hard disk – after a word processor and printer, the single most sought after kit there is. And why is this? Well, the effect of a hard disk is immediate. A little like buying a filofax after trying to organise your life on pocketfuls of scrap paper. Because, let's face it, poor old floppy disks are like... well, best fill in your own motorist analogy here but let's just say they're slow, they get lost easily and they're prone to crashes!

But purchasing a hard disk is a minefield because there are so many types, capacities and speeds to consider before you even begin to consider things like on-board RAM. So on page 18 we've addressed all the questions you should bear in mind if you're considering buying one. And just for good measure we've added another three pages of solutions to some of the most commonly posed problems.

One problem you're never likely to encounter with Commodore's forthcoming CD-ROM drive is storage capacity – there's a whopping 550 Mb of it

available. But that, it seems, is one of the few 'officially endorsed' features of the drive.

As we go to press, it's not clear whether it's even called the A690 anymore, what its price will be, when it will be available or indeed, whether the model we've reviewed on pages 10 and 11 will look anything like the final version.

At the moment though, none of these things really matter. What matters is that you, the reader, get a clear indication of what to expect from the most exciting release the Amiga's ever seen. My private guess is that the machine we've reviewed is, as near as damn it, complete. And it looks extremely promising. So, like me, you might want to start saving your pennies well in advance.

Amy Stoner

Editor

PUBLIC DOMAIN WORLD

There are thousands of Amiga programs which are available for little more than the price of a disk. And many more which allow you to try the software, free before you buy. Each month in *Public Domain World* we examine the best of these programs and explain how to get hold of them.

This month our PD sampler Ian Wrigley scans through his latest batch to review:

- bBase II – a small but complete database
 - Med 3.20 – the last of the great trackers for free
 - TMKBP – how to switch between Kickstarts
 - A64 – a fully-functioning C64 emulator
 - Image Utils – a great collection of pic manipulators
- BUT THAT'S NOT ALL!... JUST TURN TO PAGE 144**

AMIGA ANSWERS

**ELEVEN PAGES DEVOTED EXCLUSIVELY
TO ANSWERING YOUR QUESTIONS**

Every month in *Amiga Answers* our panel of experts answer more genuine reader questions than any other Amiga magazine. Whatever your problem, whether you're a beginner or a more advanced user, there's not much which foxes our experts. If you're looking for answers, look no further.

We answer questions every month on
**Workbench • The CLI • Comms • Programming •
DTP • Video • Business software and more.**

**THE ANSWERS START ON PAGE 43
THE SHOW STARTS ON PAGE 67**

FOR A FULL LIST OF CONTENTS, TURN THE PAGE

Your guarantee of value

This magazine comes from Future Publishing, a company founded just seven years ago, but which now sells more computer magazines than any other publisher in Britain. We offer:

Better advice. Our titles are packed with tips, suggestions and explanatory features, written by the best in the business.

Stronger reviews. We have a cast-iron policy of editorial independence, and our reviews give clear buying recommendations.

Clearer design. You need solid information, and you need it fast. So our designers highlight key elements in the articles by using charts,

diagrams, summary boxes, annotated photographs and so on.

Greater relevance. At Future, editors operate under two golden rules:

- Understand your readers' needs.
- Satisfy them.

More reader interaction. We draw strongly on readers' contributions, resulting in the liveliest letters pages and the best reader tips. Buying one of our magazines is like joining a nationwide user group.

Better value for money. More pages, better quality: magazines you can trust.

Future
PUBLISHING

The home of Britain's finest computer magazines:
Amiga Shopper • Amiga Format • Amiga Power
• **Public Domain • Commodore Format**
• **PCW Plus • PC Plus**
• **ST Format • Your Sinclair • Sega Power**
• **Amstrad Action • PC Answers • PC Format**
• **Mountain Biking UK • Needlecraft • Classic CD**
• **Cycling Plus • Photo Plus • Total!**

INSIDE THIS ISSUE

AMIGA SHOPPER Issue 12 April 1992

Editor: Andy Storer

Deputy Editor: Cliff Ramshaw

Layout Sub-Editor: Diana Taylor

Production Editor: Alison Harper

Consultant Editors: Jeff Walker,

Mark Smiddy

Contributors: Jason Holborn, Paul

Andreas Overaa, Paul Oakenden,

Jolyon Ralph, Gary Whiteley, Dean

Cracknell, Mick Draycott, Phil

Harris, Ian Wrigley, Wilf Rees

Guest Composer: George Gershwin

Ad Manager: Margaret Clarke

Senior Ad Sales Executive:

Shaun Lancaster

Ad Sales Executive: Fran Clark

Production: Tracy O'Donnell

Illustrations: Kev Sutherland,

Jolyon Webb, Sean McAlorum

Production Technicians:

Simon Windsor, Chris Stocker,

Jerome Clough

Assistant Publisher: Stuart Anderton

Circulation Director: Sue Hartley

Promotions Manager:

Michele Harris

Group Publishing Director:

Greg Ingham

ABC audited circulation:

July-December 1991:

45,209 copies/month

Printed by Thamesmouth Printing

News Trade Distribution -

UK: Future Publishing 0225 442244

Worldwide: MMC Ltd 0483 211678

This magazine is copyright © 1992

Future Publishing Ltd. No part of

this magazine may be reproduced

without written permission. We

welcome contributions for

publication but regret that we

cannot return any submissions.

Any correspondence will be

considered for publication unless

specifically stated otherwise.

Editorial

30 Monmouth Street,

Bath BA1 2BW

Tel: 0225 442244

Fax: 0225 446019

E-mail: amshopper@cix.compulink

Advertising

Rayner House, 23 Higher Hillgate,

Stockport SK1 3ER

Tel: 061-474 7333

Fax: 061-476 3002

Subscriptions

The Old Barn, Somerton TA11 7PY

Tel: 0458 74011

News

7

Workbench 2 upgrades are now officially available **PLUS** the latest updates on SID 2, DAATAscan and ProPage 3

Talking Shop

13

Amiga Shopper's Editor replies to your letters

Pro-Write 3.2

15

Does New Horizons' latest upgrade to its popular word processor surpass the current state of the art?

Audio Sculpture

26

Is this the new King of the Sound Trackers?



THE KEY TO AMIGA CD

10

It's still officially under wraps, but *Amiga Shopper* has tracked down Commodore's elusive A690 CD-ROM drive. Found out why this is a machine you just can't do without if you're serious about your Amiga's future

Expert tips

29

The top ten tips to transform working with Workbench

Devpac 3

30

Yes, it's here! We bring you the full low-down on the eagerly awaited upgrade to HiSoft's top-notch assembler

Amiga Answers


43

Amiga hassles will be a thing of the past once you've read these eleven pages of expert advice providing the solution to every problem under the sun

Show Answers

67

Ask a question and win a RAM upgrade! Go on, it's easy!



HARD DRIVES

18

They're fast, they're reliable, they're indispensable.

But how should you go about choosing one and

where should you turn if you have problems?

Amiga Shopper's definitive eight page guide to the most invaluable kit you'll ever need if you want more from your Amiga, answers the hardest questions

Education

70

Our new education section kicks off with a look at three new packages and a guide to Information Technology

Video

75

Why you can spend £1800 and still find a bargain in GVP's Impact Vision 24-bit card!

Desktop publishing

81

Find out how *TURBOprint Professional* can transform your printouts beyond recognition - and at a cheap price too!

The world of Comms

87

Find out why it's worth going on-line by kicking into CIX, the UK's premier electronic conferencing system

AmigaDOS

95

How to customise your system's start-up parameters

The AMOS column

98

Fades, AMAL and 3D object programming - it's all here

Programming

109

How to loop the loop without leaving your desktop! - our new beginners' guide to programming really takes off



DCTV

35

With its built-in digitiser, excellent paint package and high resolution colour handling, DCTV pushes your Amiga's graphics capabilities to their limits.

But does it break the bank?

UK User Groups

112

Get in touch with other Amiganauts in your area

Mastering MIDI

123

Don't be confused by the maze of MIDI codes any longer

Business Shopper

131

How to get more out of *Superbase Personal 2*

Public Domain World

144

Turn here for all the latest PD and shareware releases

Buying advice

153

Follow our simple rules for hassle-free buying

Win a hard drive!

154

Just answer 3 simple questions and a GVP Impact II+ hard drive could be yours!

WeServe of Hampshire Established 7 years

New 24pin Colour* Citizen 224

Enhanced 24pin printer, *optional colour
with easy to use control panel
2 year warranty. Price with cable & paper

£225

Optional Colour kit £26.00 with printer
Amiga printer driver £5.00

NEW

Amiga Workstation /Expansion System

Monitor stand with shelf for drives etc.
Strong metal construction made from
14SWG steel epoxy coated Amiga
colour.

Special price **£27.50**

New HP

Deskjet Colour

300dpi colour inkjet printer.
Colour laser quality at 1/10 of the cost.
3 year warranty. Price with cable & paper

£579

**All Citizen printers have
2 year warranty**

Swift 24E

Enhanced 24pin. Colour printer
with cable & paper

£275

Printer Drivers

Citizen Swift Colour 5.00
Canon BJ-10e 4.95
Deskjet 500 Colour 9.95

Printer Dust Covers

most types in stock
from **£4.70 inc VAT**

Citizen Swift 9

with cable & paper

£175

Citizen 120D +

with cable & paper

£119

Panasonic KXP1123

Probably the best 24pin mono
printer available. With cable & paper

£179

Panasonic/Epson

KXP1170 9pin 134
KXP1124i 24pin 227
KXP4420 Laser 761
Epson LX400 9pin 135
Epson LQ450 24pin 239
Epson LQ570 24pin 281
Epson 4100 Laser 839
Prices include VAT cable & paper

Naksha Mouse

for Atari ST & Amiga
with house & mat

£21.50

Squik Mouse

for Atari ST & Amiga

£13.90

Deskjet 500

HP 300dpi Inkjet printer. Laser
quality at dot matrix price.
3 year warranty. With cable & paper

£359

Canon BJ-10ex

360dpi Inkjet printer
with cable & paper

£229

Star SJ-48

360dpi Inkjet printer
with cable & paper

£229

Star

LC10 Mono 9pin 135
LC200 Colour 9pin 189
LC2410 Mono 24pin 182
LC24200 Mono 24pin 219
LC24200 Colour 24pin .. 275
Prices include VAT cable & paper

Naksha Scanner

200 to 400dpi. 105mm width
with express-IT software

£109

True Mouse

for Atari ST & Amiga

£15.90

1M Simm

£32.00

Suitable for GVP Hard Disks etc.
£32.00 per 1M

Midi Interface

4 channel Midi Interface for Amiga

£29

Dr. T's Midi Music Software
(not suitable for A500+) **£9.95**

GVP Series 2 52M

for A500 **£369**

Supra 500XP 52M

for A500 **£329**

Protar Visto 14CM

14" Colour Monitor with cable

£209

Philips

CM8833 MK1

Refurbished Colour Monitor
1 full years warranty with cable

£169

Philips CM8833 MK2

Colour monitor with cable

£219

1/2 Meg Ram + Clock

£24.95

Cumana CAX354

External 1M Drive

£54.95

Roctec 1M Drive

for A500 **£59.90**

Accessories

Joystick/Mouse twin extension 4.70
3M Joystick/Mouse lead 3.75
A500 Printer cable 7.95
Modulator/Disk Extension 10.95
23way Plug or socket 2.95
A500 Dust Cover 4.70
A501 1/2M Memory + Clock 29.00
Mouse Mat (thick soft type) .. 4.95
Mouse House 2.95
1M internal 3.5" drive 57.50
A500 replacement PSU 39.00
1/2Meg Ram NO Clock 23.90
GVP Series2 52M (A1500) 279.00

Vidi-Amiga

VIDI-ST Real time mono frame grabber
VIDICHROME-ST Colour Software & filters
G-BASE 16 Colour image database
SPECTRUN 512 Art and design package

£109

The Complete Colour Solution

As Vidi-Amiga but includes ...
VIDI-RGB Electronic colour splitter

£159

A2286 Bridgeboard

CMB 286 Bridgeboard for A1500

£319

GVP Series 2 52M

for A1500 **£279**

Amiga 1500

with full software pack

£539

CBM 1084SD

Colour monitor with cable

£229

1M Cartoon Classics +

full software pack

£329

SONY

DISKETTES

SONY branded

(lifetime warranty)

(100% certified error free)

10x 3.5" DS/DD 135tpi 7.50
50x 3.5" DS/DD 135tpi 32.30
100x3.5" DS/DD 135tpi 59.93
250x3.5" DS/DD 135tpi 141.00
1kx 3.5" DS/DD 135tpi 540.50

DISKETTES

SONY bulk

(lifetime warranty)

(100% certified error free)

10x 3.5" DS/DD 135tpi 5.95
50x 3.5" DS/DD 135tpi 21.86
100x3.5" DS/DD 135tpi 39.60
250x3.5" DS/DD 135tpi 94.88
1kx 3.5" DS/DD 135tpi 353.68
40 x 3.5" Disk box with lock ... 5.49
100 x 3.5" Disk box with lock .. 7.50
Carriage on 50+ disks £3.53

Phone for our 60 page catalogue
EDUCATIONAL AND GOVERNMENT ORDERS WELCOME
All products have a 30 day money back & 12 month warranty.
Prices are subject to variation without prior notification.
Established 7 years. 3 minutes from M27 Junction 11.
Free parking. Open 9 to 5.30 Monday to Friday & 9 to 5 Saturday
Postage 94p or £3.53 Securicor £6.46 (£5.50 + VAT)

WeServe



Larger items delivered
by Securicor



Amiga/Shopper Dept.
40-42 West Street
Portchester Hants
PO16 9UW
Tel: 0705 325354

WeServe

Best for service

WeServe

Best for service

THE LONG-AWAITED ROM UPGRADE PACK IS NOW ON THE STREETS

Kickstart 2 available



Official Commodore Workbench and Kickstart 2 upgrades are now shipping. Silica Systems is selling the upgrade pack for £79.95. It consists of a Kickstart 2 ROM, manuals, installation instructions and three disks: Workbench 2, Extras and Fonts.

Disappointingly, the upgrade does *not* include the Super Fat Agnus and Super Denise of the Enhanced Chip Set which are found in the A500 Plus. This means that some of the new screen modes supported by Workbench 2 will not be useable.

Nevertheless, the latest version of the operating system offers many advantages to Amiga owners: an improved Workbench display with a 3D look, a greater choice of colours on-screen, easier customisation, and less bugs. In addition, much of the underlying code has been re-written for greater efficiency and speed. Although there are problems running some older programs with Kickstart 2, these are far outweighed by its advantages.

Fitting the ROM involves removing the Amiga's casing and first removing the old ROM. Doing this will invalidate the warranty, if it is still valid. To avoid this, users are encouraged to send their machines along with the upgrade to FMG, Commodore's official repair centre. FMG will then carry out the necessary modifications without harming the warranty. The cost for this service is £20 plus a further £7.50 for postage.

Once again, Commodore has chosen to launch an important product on to the market without an official announcement. Readers may remember the unheralded appearance of the A500 Plus in October of last year. More recently, A1500 Pluses have become available in shops in the UK after first popping up on the continent. When will Commodore learn to let its customers know what is going on?

Kickstart 2 upgrades cost £79.95 from Silica Shop on ☎ 081 309 1111.

BANG ON TIME

Punctuality obsessives will be interested in a new clock from Hewlett-Packard.

The HP 5071A is claimed to be the most precise atomic clock in the world, losing a single second every 1.6 million years. Despite this, it is only warranted for 5 years.

The clock costs \$54,000 from Hewlett-Packard on ☎ 0344 360000.

PROFESSIONAL PAGE UPGRADED

The long-awaited version 3 of *Professional Page* is finally shipping in America.

The latest incarnation of Gold Disk's acclaimed DTP package includes many enhancements. The most innovative is the addition of 'Genies', automatic functions which perform often-needed tasks such as envelope addressing, mail merge from an external database, grid and table creation. Further Genies can be created by the user with ARexx commands. Five new AGFA Compugraphic typefaces are supplied, making a total of seven, all scalable in 0.125 point increments.

With last month's release of a new version of Soft-Logik's *PageStream*, the battle between the giants of the Amiga DTP world looks set to go another round. *PageStream* incorporates a feature termed HotLinks, enabling it to communicate with structured drawing packages and the like. Interestingly, *Professional Page* 3 also has a 'hot link' (with lowercase letters) to the forthcoming version 3 of Gold Disk's *Professional Draw*.

Professional Page 3, when it reaches these shores, will be distributed by HB Marketing on ☎ 0753 686000. A price is yet to be announced. Gold Disk can be contacted on ☎ 010 1 416 602 4000.

VERSION 2 OF THE DIRECTORY UTILITY SID NOW AVAILABLE

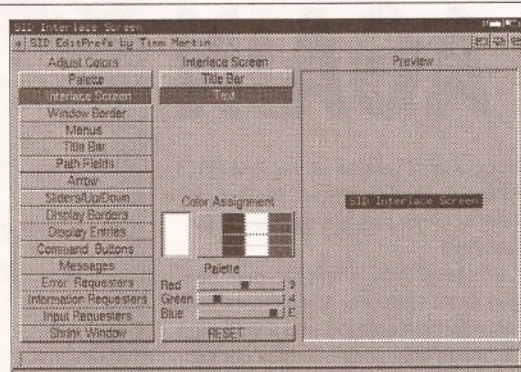
New SID on the block

Snappily entitled *SID* 2, this shareware utility enables the user to move and copy files without all that tedious messing with the Shell. Furthermore, files can be previewed: for example, an ANIM file can be run, a text file can be read and edited, music files played, pictures viewed, and so on.

SID is able to recognise a wide variety of file formats, including ILBM and GIF pictures, SuperBase files, Toaster files, and several archive types.

The key innovation over the earlier version is in *SID*'s configurability. File creation dates can be displayed numerically or as text; time can be displayed in 24 hour or am/pm format, and the colours of just about everything – window borders and text, screen borders and text, menus, gadgets, files and directories, and error messages can be changed.

Registered *SID* users can download the upgrade from the *SID* bulletin board for free, or pay US 10\$ for a disk update via airmail. Unregistered users can obtain a copy for \$25 from Timm Martin, PO Box 10084, Largo, FL 34643, USA.



SID's EdIPrefs program which enables the user to change buttons, colours, fonts and layouts for *SID*. Here the colour palette is being altered

See you later, animator

A new animation package, *Take 2*, is being released by Rombo.

Supporting all Amiga screen modes, including HAM, *Take 2* enables the artist to use IFF files or ANIMs to create animations with up to four levels. Four channel sound can also be incorporated. The package can be used in conjunction with Rombo's Complete Colour Solution, so the artist can draw outlines in pencil, digitise them and then use a paint package such as *Deluxe Paint* to add colour.

Take 2 costs £99.95. It is available in a pack with the Complete Colour Solution for £249.95. Rombo can be contacted on ☎ 0506 414631.

CDTV DEVELOPMENTS

A NUMBER OF MAJOR DEVELOPERS ARE PLANNING TO RELEASE FORTHCOMING TITLES IN BOTH AMIGA AND CDTV FORMATS

The number of CDTV users is small at the moment, but is expected to rise to something like 100,000 with the release of the CD-ROM drive for the Amiga. Whether Amiga owners with CD-ROM drives will be prepared to pay the extra money for a title on compact disc, as opposed to floppy, will depend largely on the extras offered by the former. Jonathan Ellis, managing director of Psygnosis, commented that: "Using the same technology to develop for both the Amiga and CDTV is a cost-effective method of producing software for two formats." This suggests that the difference between two versions of a particular title will be minimal, with perhaps extra levels, better graphics and sound for the CDTV version.

Commodore is stressing that developing for CDTV has the added advantage of making software difficult to pirate because of the cost involved in copying CDs.

This does have a down side: the cost will prevent many of the smaller companies from being able to afford to produce CDTV titles at all.

It will be the larger companies such as Electronic Arts and Psygnosis which will lead the way in CDTV development, particularly in the entertainment field. And it won't be until companies such as these start producing dedicated titles, which make full use of the 640 floppy disk capacity that a compact disc gives, before the CD revolution hits the Amiga world.

COMPRESSIVE IMAGES

An innovative image compression technique has been announced by Iterated Systems. Already gaining acceptance in the PC market, Fractal Image Compression could well be a graphics standard on the Amiga in the near future.

The technique involves searching for fractals – endlessly repeating patterns found in nature – in the source image and coding these as mathematical formulae rather than storing the picture as a bitmap. Compressed pictures are of the order of 70 times smaller than their originals.

Currently, the preferred standard is JPEG (Joint Picture Experts Group). One disadvantage of this technique is that the times for compression and subsequent decompression for re-displaying are roughly equivalent, meaning that dedicated chips are necessary for all but the most powerful systems if speed is an important factor. With Fractal Compression, the compression stage is still computationally intensive, but decompression is a relatively simple, quick affair. Consequently, applications producers can compress their images (using either a hardware board or software) and include code in their products to decompress the images at an acceptable speed.

Iterated Systems can be contacted on ☎ 0734 880261.

POLICE SEIZE AMIGAS

The Metropolitan Police are working to produce an Amiga-based training system along the lines of that already developed by the Scottish Police College.

Vistrain, the Scottish system which simulates a soccer match and requires officers to make crowd control decisions, was on display at last year's Multimedia Show. Financed by the Government in a joint project with the National Computing Centre, the system has been in use since last March.

Although the system will initially be very similar, the Met hopes to eventually create a system capable of training officers for more diverse public order situations.

GVP AND SUPRA JOIN COMMODORE

AMIGA SHOPPER SHOW

WEMBLEY EXHIBITION CENTRE • MAY 15 - 17

HEAVYWEIGHTS LINE UP FOR THE BIGGEST AMIGA SHOW EVER

The UK's only 100% Amiga event this year, the Amiga Shopper Show, taking place at Wembley from May 15-17, further consolidated its position as the premier showcase for new Amiga products after Commodore, GVP and Supra all announced they will be attending in force. Other well-known US manufacturers are also pencilled in for the exclusive event which will offer Amiga owners product launches, tutorial and advice sessions and, of course, bargains, bargains and bargains galore.

Hard to believe, but over 30% of the stand space was booked within the first three weeks of the show's announcement. And now, at the time of going to press, over 50% has been filled provisionally.

The show's going to be entirely dedicated to the computer we all know and love: you'll see the Amiga at its best and have the opportunity to buy the best for the Amiga.

As well as renowned hardware manufacturers GVP and Supra, there'll be a whole host of UK and European companies present to display their new products and offer amazing deals. Some of the big names already committed are Checkmate Digital, Cortex, Digita, HiSoft, Power, Precision, Rombo, Silica, WTS and Zone. Whether you use your Amiga for graphics, DTP, video, programming, music or education, you'll find plenty to keep you occupied.

But there's more. The Amiga Shopper Show wouldn't be the same without the Amiga Answers panel. Our consultants, renowned for their technical knowledge, will be holding question and answers sessions throughout the show. So, pack up your problems and bring them along to us! We'll sort them out, no problem. There'll also be tutorial seminars from some of the leading Amiga software developers. You'll also be able to meet the editors! As well as your editor Andy Storer, there'll also be Damien Noonan of *Amiga Format* and Matt Bielby of *Amiga Power* on hand to field your questions. This is your chance to decide the future direction of your favourite magazines.

If all of this seriously good software and hardware gets a little too intense, you can take a break in the *Amiga Power* games arcade, where you can play for prizes on both the latest, hottest games and the old classics.

We want this to be the best Amiga show, and for that we need your help. Turn to page 67 and fill out the freepost form, telling us who and what you want to see there.

You can obtain show tickets on our hotline ☎ 051 356 5085 – a free show guide will be sent to those booking in advance. Prospective exhibitors should call Mike Jennings on ☎ 0225 442244.

SCAN AGAIN

An upgraded version of the *DAATScan Professional GS* software for Pandaal's hand scanner has been released by City Beat.

Version 2.02 offers the user new grey scale features. Any dithered image can now be displayed and saved as a 16 shade grey scale. Further editing, such as palette changes, can then be carried out via a package such as *Deluxe Paint*.

The new version of the software will be supplied henceforth with Pandaal's hand scanner. Existing users can upgrade for £24.95. City Beat is on ☎ 0234 857777.



The *DAATScan Professional GS* software, going grey as time moves on

Diary Dates

March 7: **Computer Technology Fair.** Cardiff City Hall. ☎ 0273 607633.

March 8: **All Formats Computer Fair.** City Hall, Candleriggs, Glasgow. ☎ 0225 868100.

March 14: **All Formats Computer Fair.** Horticultural Hall, Westminster. ☎ 0225 868100.

March 15: **Computer Technology Fair.** The Forum, Manchester. ☎ 0273 607633.

March 15: **All Formats Computer Fair.** Brunel Centre, Bristol. ☎ 0225 868100.

March 21: **All Formats Computer Fair.** Donington Park. ☎ 0225 868100.

March 22: **All Formats Computer Fair.** University Sports Centre, Leeds. ☎ 0225 868100.

April 12: **All Formats Computer Fair.** Northumbria Centre, Washington. ☎ 0225 868100.

April 18: **Computer Technology Fair.** The Corn Exchange, Brighton. ☎ 0273 607633.

April 26: **All Formats Computer Fair.** National Motorcycle Museum, Solihull. ☎ 0225 868100.

May 15-17: **Amiga Shopper Show.** Wembley, London. ☎ 051 356 5085.

Home Accounts 2

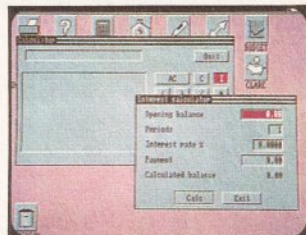
the best gets better...

When Home Accounts was launched four years ago we had just one goal—to create the best home finance program. Over 30,000 of you agreed with us and purchased Home Accounts, not only for use in the home, but also for business, clubs and charities.

It seemed like a good idea to let you tell us exactly what to put into Home Accounts2®

Which you did.

Some of you didn't like the restrictions on the number of income accounts, expenditure types, and transactions. So we removed them.




Some of you wanted more graphics, so we added pie charts, scatter and line graphs. We thought we'd better smarten up the bar graphs, so we added 3D effects, stacking and overlaying, and we made sure you can print them.

Many of you wanted to calculate mortgage rate changes, loan repayments, retirement planning and so on. So we added a pop-up calculator and interest calculator. There's also an option to take account of inflation.

Since nearly half of you use Home Accounts for small business bookkeeping, we added options for VAT and business style reports.

Then, our technical people added a little...

Investment accounts, net worth statement, password, cheque numbering, custom reports, flexible year period. And (to save you disturbing them on our support hotline) an on-line help system, should you need it.

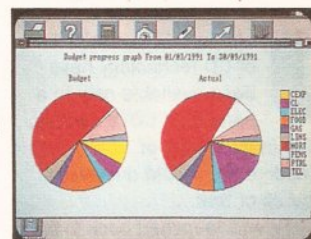


They also added our acclaimed *Human Interface Protocol*™, which first appeared in *Wordworth*®. As you can see, it sets a new standard in speed, style and elegance for Workbench. (It also contains a screen saver, *Playtime* games and a few other goodies.)

Amiga Format said, "Digita have made great efforts to listen to their customer comments and the result is a package which will suit any household. Everything the home user needs has been included—and more".

Home Accounts2 is written by Digita®. Which means you'll be using a program designed for the way British finances work, and you'll know where to come for professional support.

The only way you can really appreciate Home Accounts2 is to use it. Phone 0395 270273 for more information or, write to Digita, FREEPOST, Exmouth EX8 2YZ.



Home Accounts2 costs £54.99, which includes VAT, postage and packing; and when purchased from Digita, comes with a 7 days money-back guarantee.

If you already own a home finance program, for a limited period only, you can trade-up for just £29.99 by returning your original disks to Digita with your order.

Amiga Computing concluded, "A completely functional, very useful and amazingly easy program to use. If you're a wary newcomer to accounts packages then cast off your doubts and splash out on Home Accounts2."

As it turned out, listening to Home Accounts users was a pretty good way to write software.

The best just got better.

Machine support
Written specifically for the Amiga
Fully supports WB1.3 and 2.00
All medium and high resolution modes (mono and colour)



DIGITA®
INTERNATIONAL
software that's right™

Home Accounts2 is available to the trade through Columbus, Gem, HB Marketing, IBD, Lazer, Leisuresoft, Precision and SDL.

Digita International Ltd Black Horse House Exmouth EX8 1JL · ENGLAND Tel 0395 270273 Fax 0395 268893

— A member of the Digita group —

Digita, the Digita logo, Home Accounts2, the Home Accounts logo, and Wordworth are registered trademarks, and HIP, Human Interface Protocol and software that's right are trademarks of Digita Holdings Ltd. All other trademarks and their owners are acknowledged. Sold subject to standard conditions of sale E & OE.

Its launch date isn't decided, its price isn't set, even its name is unclear – but it's here

THE KEY TO

When Commodore's new Amiga CD-ROM drive finally arrives later this year, Amiga owners will be offered a brave new whirl of multimedia applications. In this exclusive review of the final prototype, Amiga Shopper takes the lid off the machine everyone has been waiting for...

Until now, the possibilities of CD technology have been available only to a handful of CDTV owners.

The imminent launch of Commodore's CD-ROM drive will change all of that...

CDTV was launched back in April 1991. It heralded a new era, providing a multimedia system cheap enough for home use and based on existing Amiga technology.

Commodore promised not to leave Amiga owners out: it's been a long time, but CDTV compatibility is finally about to hit the Amiga in a big way.

The device to do this is its CD-ROM drive. Formerly known as the A690, it has been subject to a last minute name change to the A570. The pre-production model we looked at is still badged with the old name. Aside from this, the lack of a manual and bundled software, it is the one that should be shipping.

DESIGNER DRIVES

In appearance the A570 is very much like the A590 hard drive: it comes in a similarly styled, though perhaps

smarter, case, and uses another Commodore 'Brick' power supply. Like the A590 it can be expanded to 2Mb of Fast RAM with the addition of a memory card.

At the front is the CD-ROM drive and an eject button. Slightly below this is a headphones socket, a volume knob that doubles up as an on/off switch, and two lights: a power light and a drive activity light.

At the back are the connectors for power and audio. There are two sets of audio sockets: one is connected to the audio-out on the Amiga 500 by a pair of supplied leads, and the other is the combined CD and Amiga audio out to connect to a monitor or stereo amplifier. There is also an expansion slot; the same slot as found on the CDTV.

Currently there are no cards available to the public that use this slot, although developers have had CDTV SCSI cards for quite some time now. One of these can be plugged into the A570's expansion slot without problems, enabling a SCSI drive to be linked up to the Amiga. It



The A570 CD-ROM drive in all its glory. The prototype model we looked at was still badged as an A690. As can be seen, the styling is similar to the A590 hard drive – too bad you can't have both next to each other

does not seem possible to link both the 2Mb expansion memory and the SCSI controller to the A570 together at the moment.

Installation of the unit is simple – if you have an A500 Plus – just plug in and go. There's a problem with earlier Amigas, since most CDTV titles need 1Mb of Chip RAM to run. So a 1Mb Chip RAM modification is needed if the A570 is to be anything more than an expensive audio CD player.

On start-up, the flashy rotating CDTV logo is displayed. From now on the Amiga operates as a CDTV, although the floppy drive is still active and normal software can be loaded. Should anything not work with the A570 it can be switched off, returning the Amiga to normal without the need to detach the drive.

THE DIFFERENCE ENGINE

There are differences between the CDTV and the A570 drive. The A570 does not have the CDTV video slot.

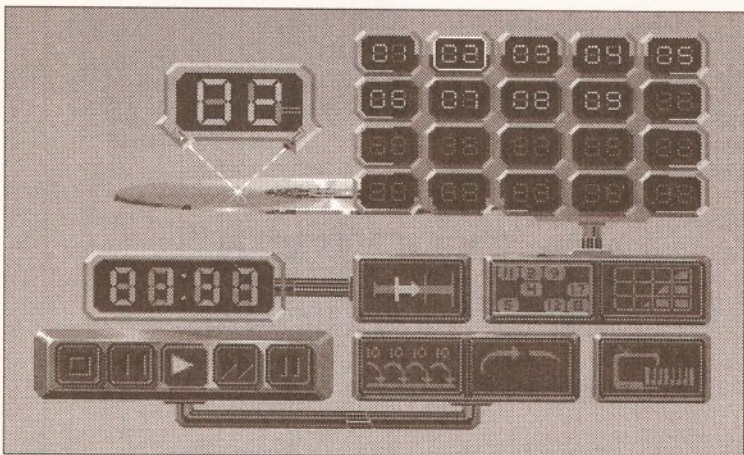
Ch ch ch changes

It's important to remember that what we saw was a pre-production model – the version which goes on sale should be the same, but it may not be. There may well be technical adjustments, possibly even a further name change.

As yet, a price has not been fixed. It is hoped that the A570 will sell for under £300. £299 seems to be a likely figure.

Neither has a release date been confirmed, although we expect it to be out by the end of April or the beginning of May.

Finally, we ask our readers not to phone Commodore asking for a release date – the last thing the people there want is thousands of calls about a product that's not even available yet. We'll keep you posted with details as soon as we get them.



The display that you'll see when playing an audio CD. There are no controls on the drive, so play, fast forward and so on are handled by mouse clicks

EXCLUSIVE

Take a trip into the future as we greet Commodore's brand new baby

AMIGA CD

This slot is for adding the Commodore Advanced Video Mode card, which, using the same technology as in Digital Creations DCTV (see the review on page 35 for details), gives CDTV a pseudo 24-bit graphics capability. It is possible to get around this by adding a DCTV box to the Amiga, but this is less than cost-effective: for the price of a DCTV board you could get a new CDTV and an AVM card.

Another difference is the lack of a RAM card slot on the A570. Not to be confused with a RAM expansion slot, the RAM card slot is used by some of the earlier titles for recording saved game positions. At any rate, the RAM cards are not widely available.

Most importantly, the A570 lacks CDTV's buttons to directly control audio CDs. On the CDTV it is possible to play an audio disc whilst playing a game loaded from floppy; on the A570 this is difficult, if not impossible.

TOMORROW'S WHIRL

With the A570 drive the Amiga is open to a whole new world of CD media. For a start, it can play standard CD audio discs. The audio quality is quite good. While not quite up to the standard of top of the range dedicated CD Audio players that hi-fi fanatics buy, the Panasonic-built mechanism provides better

sound than most of the cheap and cheerful players found in the high street chains.


In addition, the Amiga 500 linked to the A570 drive is one of the few systems in the world that can play the CD+G and CD+MIDI discs. CD+G (Compact Disk Plus Graphics) is a format that combines simple graphics with standard audio discs. There are several Karaoke discs on release already using this format, and Warner New Media has just released a range of classical music using this format.

CD+MIDI is a similar format, except that MIDI information is also included alongside the audio.

The main use of the A570 drive, of course, will be to play CDTV multi-media discs – essentially Amiga programs with up to 550Mb of disc space containing data or audio tracks. The potential of this system is only beginning to be tapped, yet already there are reference works which do far more than the medium of paper ever could: not only can you retrieve information on a subject, you can view digitised pictures of it, watch animations of it, hear related sounds and pieces of music, and search for information connected with it.

Just about every CDTV title works without fault on the A570 drive.

There are exceptions. *Music Maker* relies on the numeric keypad having 1-2-3 at the top and 7-8-9 at the



And this is it – the very innards of the beast. Sadly, the laser is not visible, but you can be sure it's there, ready to read 550Mb from a single disk

bottom, whereas on the Amiga keyboard it's the other way around. An 'A570 compatible' version will soon be available. Other problems were more serious. *The Time Line of History* series would not work on an A500 Plus connected to an A570 drive, although it worked fine with a standard 1.3 Kickstart machine.

New CDTV titles are all being tested with the A570 drive before dispatch to prevent this type of problem occurring in future.

SHOPPER SEZ YEAH!

The A570 CD-ROM drive is an exciting product that many Amiga owners have been eagerly awaiting.

Despite a few minor complaints it is definitely worth getting. If you haven't already got a hard drive you can add one cheaply to the A570. If you have got one then it might be an idea to wait until a model with a through-port is released (which, if there is enough pressure, Commodore will almost certainly have to do).

Although an exact date is yet to be fixed, the A570 should be on the streets by May – look out for it at the *Amiga Shopper Show*. An exact price has so far not been finalised, but it is Commodore's intention to release it at under £300, to which *Amiga Shopper* can only reply 'the price is right'.

Although the A570 is undoubtedly 'a good thing', there are one or two points of concern.

Firstly, owners of standard Amiga 500s will, if they haven't already done so, have to upgrade their machines to 1Mb of Chip RAM (the memory used for graphics and sound). Although the A570 itself doesn't require this, most of the CDTV programs do. Upgrading involves opening the machine, invalidating the warranty, and making some adjustments to the circuit board – Commodore recommends that a dealer carries out the modification. Older machines will also need a Fatter Agnus chip installed to provide 1Mb of Chip RAM, which will cost about £50 plus fitting.

So far as operating system compatibility is concerned, the A570 works with both 1.3 and 2.0

versions of Kickstart. It will not work at all with Kickstart 1.2, but rather presents a challenge to the die-hards to finally upgrade.

Certainly the biggest complaint against the A570 is its lack of a through-port. This means that the A570 cannot be linked to an Amiga 500 if there is already something connected to the expansion bus, in particular a hard disk drive such as the A590 or the GVP Impact II. Commodore claims that there are technical difficulties in adding such a through-port, yet this hasn't stopped several third-party manufacturers from including one with their hard drives.

Those who don't already own a hard drive will suffer no real hardship – a SCSI card will soon be

available to plug into the A570 to enable a hard drive to be added cheaply. Others can only hope that Commodore relents and releases an A570 with a throughport.

At present, Amiga 2000, 1500 and 3000 owners can't use it – the A570 will only plug into the side expansion slot of an A500 or A500 Plus. No doubt a version will be released for owners of the more powerful machines but, since something like 90% of existing Amigas are A500s and since CDTV is billed as a home entertainment system, it makes sense for the company to address this market first. In the meantime, owners of larger systems always have the option of buying a CDTV and linking it to the Amiga via the Parrot network.

TECHNICALLY SPEAKING

10 MARKET PLACE
ST. ALBANS
HERTS AL3 5DG
TEL (0727) 56005/41396

ST ALBANS
NOW OPEN
SUNDAYS
10.00AM - 4.30PM

COMPUTING
ESTABLISHED 8 YEARS

THE GALLERY
ARNDAL CENTRE
LUTON, BEDS LU1 2PG
TEL (0582) 457195/411281

PRICES SLASHED!!!
**AMIGS FROM
ONLY £279**

AMIGA STARTER PACK

Full Amiga 500 pack, WITHOUT Cartoon Classics, BUT WITH: Virus Killer, Home pack including Word Processor/Spell Check, Spreadsheet, Database,
PLUS: JOYSTICK

AMIGA 512K **£279**
With 10 individually packed games, Deluxe Paint II, GFA Basic, 16 Nights Holiday Accommodation **£299**
With Philips 8833 Mk II Monitor + Leads **£499**

WANT MORE GAMES? JUST ASK!

AMIGA GAMES PACKS

CARTOON CLASSICS

Full Amiga 500 pack, PLUS: Lemmings, The Simpsons - Bart v The Space Mutants, Captain Planet and the Planetoids, Deluxe Paint III.
PLUS: Home pack including Word Processor/Spell Check, Spreadsheet, Database, Virus Killer

1MB AMIGA **£329**
2MB AMIGA **£369**
CARTOON CLASSICS S/W Games only **£19**
1 MB with Philips 8833 Mk II Monitor + Leads **£529**

WANT MORE GAMES? JUST ASK!

AMIGA THE LOT!!

EVERYTHING YOU COULD EVER NEED!!
CARTOON CLASSICS GAMES PACK AS LEFT,

PLUS: 10 GREAT INDIVIDUALLY PACKAGED GAMES
previous RRP's £19.99-£39.99 each, phone to choose from current list of 15, or leave it to us! Children's games available.

35 Programme Hobbyte PD Greats pack, including Virus Killers, the BEST Star Trek, Arcade Classics, Board Classics, Shoot-em-Up Classics, Best of the Utilities, Home pack including Word Processor/Spell Check, Spreadsheet, Database
DUST COVER, 10 BLANK DISCS, DISC BOX, MOUSE MAT, MICROSWITCH TURBO JOYSTICK

1MB AMIGA **£359**
2MB AMIGA **£399**
1MB AMIGA With Philips 8833 Mk II Monitor + Leads **£559**

WANT MORE GAMES? JUST ASK!

ABSOLUTE BEGINNERS PACK

FULL AMIGA 500 PACK, PLUS:

ANY 1 FROM: FLIP IT + MAGNOLIA, MATCHED PAIRS, EDD THE DUCK OR POSTMAN PAT

FUN SCHOOL 2 + FUN SCHOOL 3 OR FUN SCHOOL 4
(specify under 6 years, 6 to 8 years, or 8+ years) (specify under 5 years, 5 to 7 years, or 7+ years) (specify under 5 years, 5 to 7 years, or 7+ years)

12 stunning UK educational games with beautiful pictures, exciting animation and music that help to develop number, word and other skills. Up to 6 skill levels. Conform to National Curriculum requirements.

HOBBYTE EDUCATIONAL PACK, featuring up to 12 'Learn while you play' games (varies according to age group)

HOBBYTE 30 EASY CHILDREN'S GAMES, 10 disc pack inc; Train Set Game, Flashbier.

PLUS: JOYSTICK + DELUXE PAINT II + 10 BLANK DISCS

1MB Amiga **£359**
Absolute Beginners s/w pack **£55**

With Philips 8833 Mk II Monitor + Leads **£559**

WANT MORE GAMES? JUST ASK!

A500 PROFESSIONAL FAMILY PACK

FULL AMIGA 500 PACK

PLUS: Cartoon Classics includes Lemmings, The Simpsons, Captain Planet, Deluxe Paint III

PLUS: The Works Platinum, WP, Spreadsheet, Database

PLUS: Their Finest Hour Flight Simulator AND Battlechess

OR ANY Fun School **OR** Digita Home Accounts

PLUS: 10 Blank Discs, Disc Box, Mouse Mat, Dust Cover, Joystick + 15 disc Hobbyte PD Greats Pack (see 'The Lot') inc. Virus Killer.

1MB Amiga Pack **£419**

1MB Amiga Pack PLUS Monitor **£619**

As above PLUS Star LC 200/Citizen 9 pin

Colour Printer + Leads **£799**

WANT MORE GAMES? JUST ASK!

ORDERING:

TELESALES NO: (0727) 56005

Next day delivery for credit card orders placed before 4.30pm subject to availability. Alternatively send cheque, postal order, bankers draft or official order (PLCs, Education and Government bodies only) to: Dept. AS, Hobbyte Computer Centre, 10 Market Place, St. Albans, Herts AL3 5DG. Please allow 7 working days for cheque clearance. Subject to availability, despatch is normally within 24 hours of receipt of cleared payment. Prices are correct at time of going to press, however, we are sometimes forced to change them, either up or down. Please check before ordering.

DELIVERY CHARGES: UK Mainland (not Highlands)
Small consumables & software items Despatched by post, please check charges when ordering
Other items, except lasers Next day courier service, £10 per box
Laser printers Next day courier service, £17.50
Offshore and Highlands Normal rate plus £20 + VAT per box

In addition we offer the following express services:
Saturday deliveries Normal rate plus £10 + VAT per box
7am to 9am next day Normal rate plus £10 + VAT per box
Am next day Normal rate plus £5 + VAT per box

AMIGA FIRST STEPS

CLASS OF THE 90'S PACK

FULL AMIGA 500 PACK, PLUS: A501 512K RAM expansion Lets Spell at Home, Music Mouse, Prowrite WP, InfoFile spreadsheet, Deluxe Paint II, Deluxe Print, Music Mouse, LOGO, Talking Turtle, BBC Emulator, 5 BBC programmes, 10 discs, DOs and DON'Ts poster, Resource File, In Pack Video, NAPE Booklet. **PLUS: HOBBYTE EDUCATIONAL PACK**, featuring up to 12 'Learn while you play' games (varies according to age group)

HOBBYTE 30 EASY CHILDREN'S GAMES, 10 disc pack inc; Train Set Game, Flashbier. **PLUS JOYSTICK**

1MB AMIGA **£449**
2MB AMIGA **£489**

DP III instead of DP II ADD **£29**

With Philips 8833 Mk II Monitor + Leads **£648**

First Steps Software Upgrade Pack **£149**

* SOFTWARE *

• ALL LATEST GAMES AVAILABLE AT BEST PRICES: EG.

RRP £15.99	Hobbyte Price £10.29
RRP £19.99	Hobbyte Price £12.89
RRP £24.99	Hobbyte Price £16.19
RRP £25.99	Hobbyte Price £16.79
RRP £29.99	Hobbyte Price £19.39
RRP £30.99	Hobbyte Price £20.09

• ALL OTHER GAMES TITLES 35% OFF •

• **£4 SOFTWARE SPECIALS:** Phone for our latest list of £4 TITLES. Current list includes: Carrier Command Flight Sim, Back to the Future III, Fantavision Painting package, Colossus Chess, Sim City, Fast Break Basketball, Toobin' Water Sports Sim + LOTS MORE

THIS MONTH'S BARGAINS:

Deluxe Paint III	£19.99	£39.99
Platinum Works	£89.99	£49.99
Amos	£49.99	£29.99
Fun School 4	£24.99	£14.99
Sim City + Populus	£29.99	£12.99

HOBBYTE EXCLUSIVE

Hobbyte 52 MB, A590 Hard Drive for Amiga 500

Reviewed 'BEST BUY' by Amiga Computing Dec '91 **£399** inc P+P
extra 2 MB RAM **£70**

WANT MORE GAMES OR OTHER EXTRAS?

JUST ASK & WE GUARANTEE TO BEAT THE COMPETITION
WITH THE BEST PACK AT THE BEST PRICE!

CBM CDTV

WITH FREE LEMMINGS, HUTCHINSONS
ENCYCLOPEDIA, WELCOME DISK AND DISK CADDY **£439**
OR, WITH £90 RRP WORTH OF TITLES OF YOUR CHOICE **£489**

ALL CDTV TITLES AT 20% OFF

FULL RANGE OF ACCESSORIES AND TITLES AVAILABLE

NO DEPOSIT CREDIT FACILITIES (UK mainland)

Credit terms at 34.8% APR (variable) can be arranged for purchases over £150, subject to status. Competitive leasing schemes are also available for businesses, including sole traders and partnerships. Just telephone for written details and application form.

PHILIPS 8833 COLOUR MONITOR, LEADS **£199.99**
(WITH ANY PACK)
GOLDSTAR TV/MONITOR **£189.99**
WITH REMOTE CONTROL +LEADS

AMIGA 1500/2000

Full UK spec. latest version with 1MB RAM, mouse, manuals and discs, including Workbench V2, Hard disc configurations include the high performance GVP II Controller + RAM card, **expandable to 8MB**. Fast reliable Quantum 52MB + 105MB drives only are used.

All systems include 35 Programme Hobbyte PD Greats Pack including Virus Killers, the BEST Star Trek, Computer Conflict, Breakout and construction Kit Blizzard and other games, Arcade Classics, Board Classics, Shoot-em-Up Classics, Best of Utilities, Home Pack including Word Processor/Spell Check, Spreadsheet, Database.

AVAILABLE WITH OR WITHOUT THE A1500 SOFTWARE PACK including The Works, Platinum database, WP, Spreadsheet, Deluxe Paint III, **PLUS EITHER:** Sim City, Populus, Their Finest Hour, Battlechess, A2 of Computer Jargon, 'Get the most out of your Amiga', **OR:** Puznik, Toki, Digita Home Accounts, Amiga Book

	Without A1500 Software Pack	With A1500 Software Pack
DUAL DRIVE	495 or 379*	545
DD + GVP + 20 MB HD	699	749
DD + GVP + 52 MB HD	785	835
DD + GVP + 52 MB + 2MB RAM	845 or 665*	895
DD + GVP + 105 MB HD	925	975
DD + GVP + 105 MB + 4MB RAM	1049	1095

EXTRA RAM (FITTED IF REQUIRED) **£60 PER2MB**
SPECIAL MONITOR DEALS WITH A1500/2000
Philips 8833/CBM Colour Monitor and leads ADD £195
High Res Colour Monitor CBM 1950 and flicker fixer ADD £545

* These prices when you trade in your own old A500.
Additional trade in allowances for most A500 peripherals.
Trade-ins available on other configurations.
PHONE FOR DETAILS

EXTRAS inc VAT

Star LC200 colour printer with leads	£179
Star LC24-200 colour printer with leads	£269
Citizen Swift 9 pin colour printer with leads	£189
Citizen Swift 24 pin colour printer with leads	£279
Citizen Swift 224 colour printer	£239
Commodore stereo colour monitor, + leads	£219
Second external 3.5" drive with daisychain through port and disable switch	£49
A501 The Official CBM 512K RAM exp	£39
512K RAM Expansion + Clock	£21
1MB RAM Expansion for Amiga 500 Plus	£45
GVP A500 52 MB HD	£359
AT once AT Emulator for A500	£179
A590 20MB Hard drive	£269
A590 20MB Hard drive + extra 2MB	£319
A590 52MB Hard drive	£399
10 blank discs 100% guaranteed with PIN no in box	£6.99
50 blank discs 100% guaranteed with PIN no	£16.99
Supra A500 RX 8MB RAM expansion, populated to 2MB	£199
G2 Genlock for 2000/1500	£670
A2300 internal genlock for 2000/1500	£99
A2088 XT Bridge Board, 640K, MS DOS 3.3 + 5.25" drive, for 2000/1500	£119
2286 AT Bridge Board	£349
A2058 8MB RAM exp board, populated to 2MB, for 2000/1500	£199
8UP 8MB RAM exp board, pop to 8MB for 2000/1500	£399
A2630 68030 card, populated to 2MB for 2000/1500	£999
Microway Flicker Fixer for 2000/1500	£125
GVP/20MB Quantum HD (for A2000/1500 takes up to 8MB RAM)	£189
GVP/52MB Quantum HD (for A2000/1500 takes up to 8MB RAM)	£299
GVP/100MB Quantum HD (for A2000/1500 takes up to 8MB RAM)	£449
CBM 1950 Monitor + Microway Flicker Fixer	£569

COMMODORE PREMIER DEALER

Hobbyte proudly announce this highest CBM accolade, awarded to only the top few dozen CBM dealers offering the best in expertise and support. All Amigas full UK versions.

Talking Shop

Welcome to your letters page.
- The only place to be if you're at all serious about your Amiga.
If you've got a view then send it to:
Andy Storer, Talking Shop, Amiga Shopper,
30, Monmouth St, Bath, BA1 2BW
You never know, you might win £20!



HP SOURCE

In our wonderful little world of Amiga things start getting a little expensive. What with hard drives vast amounts of memory, printers, scanners, etc.

So why haven't any of the big suppliers come up with a catalogue idea where people can pay for such things on a weekly or monthly basis?

Someone who starts a catalogue would have to start off with a maximum order of, say, £80 - £100 and on the completion of all the payments, up the amount just like the normal catalogues.

I, personally, and I'm sure a few more like me wouldn't mind paying a small percentage more for the ability to pay over 20-40 weeks. To say this isn't viable for a company is rubbish because, before my Amiga, I used to do a lot of fishing as a hobby and there is, in fact, a company in Yorkshire which already does this for fishing tackle and very successfully too.

So think of the extra business that could be created for a company such as Power Computing and others of a similar size. If they were to make the catalogue to cater for all the popular machines, then they wouldn't be limiting themselves to just one machine or creating a catalogue for each individual machine.

D Brandwood
Oldham

Catalogues for computers eh? Not a bad idea that - insofar as there are already such beasts offering everything from sellotape to Scart connectors.

But what you don't find are catalogues offering credit facilities. Why this should be I have no idea. I doubt very much whether it hasn't been considered but can't think of the arguments against it. Surely the first company coming up with such a scheme would clean up?

US SHOPPING

I write with reference to the letter from Geoff Sampher in last month's issue regarding the prices which UK advertisers charge for American Amiga imports.

I have to state first of all that I am in complete agreement with Mr Sampher. The computer users of the UK, in particular Amiga users, although not exclusively so, are being ripped off by suppliers.

As Mr Sampher rightly points out, prices generally are nearly £ for \$ equal.

Your reply demands response! The VAT and Duty are about right although the shipping charge depends on freight weight, not the price.

If a US company ships the goods to an overseas address, then local sales tax is not applicable. Straight away your

argument loses some weight.

The UK registered company which imports goods, is just as entitled as the US one to approach the wholesaler or manufacturer of equipment and will therefore receive the trade price - some 10 to 15 per cent less than the price quoted in Amiga World.

I have a very good friend who runs his own computer store in California, so I'm not just guessing here, he is not able to buy in volume, either.

Now let's re-evaluate those costs:
 $\$1399 - 12.5\% = \1243.56
 $\$1243.56 / 1.75 = £710.61$

(Thus for a \$1399 product, KG is saying a UK importer would be paying £710.61 plus freight and duty of 9% and VAT of 17.5%. This adds up to a figure of £910 - Andy)

Taking your UK figures as a comparison we can see:
 $£1299 - £910 = £389$

Which represents a not insignificant profit margin of 42.8%!
 Now you tell me who's being ripped off! the consumer or your poor advertisers?

To offset the rest of your reply, I have been using equipment from the USA for several years now and I have not had to return any of it.

I may have been lucky, but these days manufacturing tolerances are generally good enough so that failure rates are extremely low, in the order of 2-3%. I know that doesn't help if your bit of kit falls over, but on the other hand it also means you have a 97 - 98% chance of getting a perfect piece of equipment.

Even if you do buy from the UK, if the device falls you still have the hassle of returning it to your supplier, waiting while he, in turn, returns it to his supplier (who may well be in the USA anyway), waiting until it's returned to him and then waiting until he returns it to you. And phone calls in this country aren't cheap either!

I suspect that your response to Mr Sampher's letter may well have been coloured just a little bit, by the value to you of your advertisers!

K G Irving
Chippenham

OK KG, points taken. I can't argue against a 42% mark-up any more than you can. I have to admit it appears I was misinformed.

But things could be worse I suppose. 50% mark-ups are pretty common in high street consumer electronics stores and in the clothing industry it's a standard 100% minimum.

Like I said last month, yer pays yer money and yer takes yer choice.

continued on page 14

THE BIBLE'S ALWAYS BEEN PUBLIC DOMAIN!

Thank you for including my letter in the technical letter column of your January edition. Thank you too for the advice... I had a problem accessing CD ROM disks.

I tried an early CD player and managed to extract files and was advised to wait for the add-on Amiga A690. I have now purchased a very excellent and speedy GVP hard drive and could naturally fit any SCSI plug to my hard drive.

Would I be able to fit any model of the CD ROM drive to my Amiga 500 now? Or will this prove as incompatible as my old CD Portable Player which downloads files to floppy but does not run them?

I would be grateful for an answer because I find your magazine compulsive reading and extremely instructive.

Rev Michael Reynolds
Holsworthy

Although you now have a SCSI capability this still doesn't solve the

problem I'm afraid, since what you now need to find is a CD-ROM driver. As far as I know there aren't any of these out there other than the new dedicated driver for Commodore's A690 CD-ROM drive due out in May.

However there may be a more circuitous solution your problem as the next letter kindly points out...

Regarding the Rev Michael Reynolds' letter about trying to convert the Bible CD files to use on his Amiga.

He might like to know that the entire text of the Bible is available on Atari ST PD disks from the South West software library, P.O.Box 562, Wimborne, Dorset BH2 2YD.

The ST disks can be converted using Messydos to a form which can be read with an Amiga word processor.

Les Johnstone
Glasgow

Could this be the answer to your prayers Reverend?

continued from page 13

GERMAN MARK-DOWNS

I write in support of the opinions so ably expressed by Mr G Sampher in his letter provided by your "couple of importers". After all, to quote a well known phrase 'they would say that, wouldn't they?'

The examples given by Geoff are there for all to see in any issue of the available American computer magazines, but one doesn't have to go so far away to make the point. The German market will produce similar price inequities.

As a short example, it is easily possible to buy a top of the range Amiga 3000, with 100Mb hard drive, for about £1,800 at the current rate of exchange. Bearing in mind that one only pays the difference in VAT rates (about 3%) and customs handling charges – a saving of around £400 is made without effort.

I tend to smile at the various advertisements in the computer and camera magazines which issue dire warnings about so called Grey Imports, a phrase that they brandish like some talisman to ward off evil.

If it is possible, and it is, to buy products from abroad at very advantageous prices, and for those selling them to still make a profit, then there is something decidedly wrong somewhere.

Ray Medford
Cheshire

The answer's straightforward enough in any event – if you feel you can get a better deal elsewhere then go ahead. My only advice about buying from abroad is to check that you have adequate come-backs if kit doesn't arrive or goes wrong.

FEEDBACK

is the GVPA500HD + God?

I think not, although GVP's series 2 A500 hard drive is billed as the most reliable drive on the market. Mine was great for a few hours then it started locking up intermittently. This increased in frequency until the processor halted completely.

The thing that worries me most is that on contacting GVP dealers it became apparent that this fault was fairly common. Not a good sign for a unit which costs a small fortune.

Dave Collins
Southampton

We've not come across this particular fault but perhaps other readers have. Why not let us know? – and if you have any other doubts about hardware you think has been over-hyped by Amiga magazines then let us know at 'Watch it!', *Amiga Shopper*, 30, Monmouth St, Bath BA1 2BW

PEN PAL PLEAS

One omission from your magazine is a 'penpal' page where readers can put their wishes for your correspondence with those users abroad. It is obvious your magazine is read all over the world and perhaps many of those persons would like information on Amiga stuff from England/Europe etc.

Please consider perhaps one page every three months. I am sure other readers would agree it would be worth it. Thanks for a great magazine.

James Abram
Wolverhampton

Consider the considering done!

If you have a need for a pen pal then send your name, address and interests to: 'Amiga Shopper Pen Pals', 30, Monmouth St, Bath BA1 2BW. We'll run it as a free service but please bear with us while we get enough recipients to fill a page. Try and keep your interests to 30 words or so.

And before any of you get any bright ideas about setting up a pirating outfit – and I don't think for one moment that any of you civilised souls would entertain such an abuse of our service – please don't list one of your interests as 'swapping software' – we just won't run anything that smacks of piracy. Public domain and demos are OK – games and applications are most definitely not.

CDTV UPGRADE

Having owned an A500 for a couple of years and with the arrival of the CDTV I thought 'this is it'.

I invested my hard earned cash in the CDTV which I use with 2 disk drives, infra red mouse, Trackerball, keyboard, modem etc.

I think it's a fantastic machine. It runs most of my Amiga software and I plodded away with it quite happily – until Christmas arrived with the A500 Plus.

Workbench 2 has suddenly made my machine 'Old hat'. As a serious Amiga user I am dismayed that I appear to be stuck with Workbench 1.3 on my CDTV. Suddenly everyone is talking 'Workbench 2' and I'm left out in the cold. What I would like to know is this.

What are Commodore intending to do with people like myself who have stuck with them through thick and thin? Will an upgrade be available for the CDTV? Or have I, along with about 8000 others (Commodore's figures for CDTVs sold before Christmas), been sold a dummy?

Gary Howarth
Bolton

As far as I'm aware there will be a helluvan upgrade available for CDTV

in the next two years. No less than a new chipset which will bring full motion video to your screen. But I doubt whether you'll ever see Workbench 2 on a CDTV sorry...

HYPING UP TYPOS?

I really felt great when I read that Mark Smiddy had seen the future of education and its name was Commodore Dynamic Total Vision (March 1992 issue on page 21).

I almost jumped for joy when I saw that the CDTV could take the edge on the Sony CD-I thanks to being the first in the market place and offering a much wider range of titles.

But then I abruptly came back to reality. I realized that the CDTV is not taken seriously at all. As anyone can read in the February 1992 issue of *PC Format* on page 17: '...the long awaited (and, if truth must be told, almost mythic) A590 drive, which turns the Amiga into a CDTV, is still distant from the shelves of Dixons, Comet and Currys'. Hum!

Apparently those guys at *PC Format* do not know what they are talking about. I thought it was the A690 and not the A590. Almost mythic?! 'The long awaited A690 CD ROM drive is now in the UK and should be shipping by the end of March'! (March 1992 issue on page 11).

To me, this is a clear illustration of the general public contempt for what is not IBM compatible. And I am afraid this way of thinking is going to restrict the CDTV sales to newcomers since they will be told it is an Amiga based product (Amiga fans will buy it for sure!).

On the other hand, the IBM experience has shown that it is not the best products which win, but those with the best support. So I definitely think CDTV can beat CD-I, but Commodore has to produce a wide range of quality programs, and it also has to offer better support, especially in the continental countries.

The CDTV is practically unknown here. How could it then become a best-seller like the good old C64? You can be sure there will be huge advertising campaigns for CD-I, and you will probably be able to buy it in every hi-fi store, whereas the CDTV is only available among Commodore dealers.

How could you 'choose' between CDTV or CD-I when you do not even know the former exists?

Frédéric Deraemaeker
Bruxelles

Knowing the *PC Format* crew I think we can safely say the mistake was a genuine typo. But the rest of your points do make a great deal of sense. CDTV's success or failure rests on profile – and profile costs cash – lots of advertising dosh! **AS**

IF ONLY I'D REALISED...

THE FIRST IN A SERIES
OF HANDY TIPS
BRINGING YOU THE
BENEFITS OF
HINDSIGHT...

£5
WINNER

At present my system comprises of an Amiga 500, Star LC200 printer, external disk drive, GVP hard drive with 3 MB of total memory (only 1/2 meg chip at the moment) and a Philips CM8833 – II monitor.

For some months (ever since buying my hard drive) I have been experiencing an unusual problem, which thankfully I have now solved, but I'm bringing it to your attention in case any other readers have the same problem.

Intermittently, the screen display would 'flutter' as if someone was tampering with the vertical and horizontal hold of the monitor simultaneously. Sometimes it would hardly be noticeable, but at other times the movement would be quite severe and very annoying.

At first I thought that I had picked up a virus which had linked on to my hard drive and was therefore always present in my computer after booting up, but after disconnecting the drive I found the flutter was still there.

Next I tried plugging the Amiga into my portable TV instead of the monitor (aren't monitors *much* better?!) but this time I noticed that the fluttering had stopped, therefore the monitor was to blame, ... or was it?

Just before I sent the monitor away for repair I decided to relocate both the Amiga and GVP power supplies under the computer table instead of on top of my external disk drive next to my monitor, and hey presto, the mysterious flutter stopped.

The only answer I can think of is that the magnetic fields created in the power supply transformers were interfering with the monitor.


Is this true? If so, has anyone else experienced this problem and will it have done any long term damage to the monitor? – it seems to be as good as new now.

Brian J Wadge
Co Durham

Magnetic fields were indeed the problem, Brian, but don't worry – they won't have caused long term damage. A fiver's on its way to you.

Any other readers with handy tips, no matter how embarrassing, should send them to:

"I can laugh about it now", *Amiga Shopper*, 30, Monmouth St, Bath BA1 2BW



For the best WYSIWYG representation of pictures, a 16 level greyscale works very well

What promise lies in the latest release of ProWrite? Jeff Walker gives us the word...

Six months ago, in the word processor ultimate buyers' guide, I criticised *ProWrite* for being overpriced and underpowered. I called it 'a big disappointment' because the adverts, packaging and manual promised so much.

That was 3.1.1 of *ProWrite*. Since then New Horizons has been working hard to match the program's performance to the promotional propaganda, and has released 3.2.

ProWrite is a What-You-See-Is-What-You-Get (WYSIWYG, 'wizywig') word processor. This means that you can lay out your document on the screen, and when you send it to the printer what you get on the paper is what you see on the screen.

These days WYSIWYG means multiple fonts in multiple sizes, colour, pictures, and complete freedom to put text or graphics anywhere you want on the screen, and still have it appear exactly the same on the printed page. As users become more sophisticated and demand greater freedom and power, so word processors have moved with the times to satisfy a hungry market.

FREE EXPRESSION

ProWrite 3.2 has many powerful features. On the text editing front you can open up to 10 documents at once, two more than previously, with freedom to cut/copy text and pictures between documents.

Marking blocks, which in some word processors can be a real drag (literally), is made easy in *ProWrite* as special combinations of key presses and mouse clicks can quickly mark a word, sentence, paragraph or the whole document –

double-click on a word and it is highlighted as a block; triple-click on a word and the sentence that contains that word is highlighted; to select the paragraph that contains that word, hold down the Alt key and double-click on it, Alt and triple-click to select *all* the text. On top of this you can select any section of text.

For those who don't like taking our hands from the keyboard while editing, there are keyboard equivalents using combinations of Ctrl, Shift, Alt and the arrow keys.

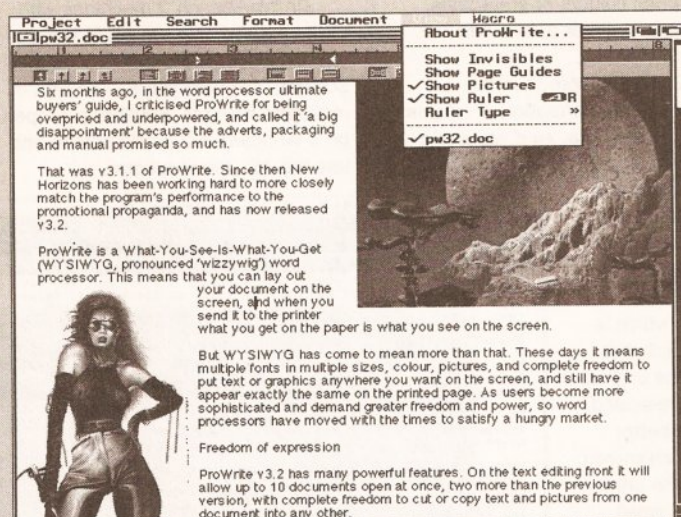
Moving about a document is quick and easy, either by cursor keys or scroll bars. All the expected text editing features are present. Typing text into *ProWrite* is a pleasure, and the easy-to-use block tools help to speed up editing and correcting.

THE NEED FOR PRECISION

Laying out or formatting is more complex. Fine tuning demands precision tools – you need to acquire expertise to get the best from them.

The easy part is choosing your fonts. *ProWrite* 3.2 says it can handle more than 32,000 system fonts, a difficult one to check but I've got a few hundred and it gave me access to all of them. Under Workbench 1.3 you are limited to standard Amiga screen fonts, of course, for which you need a bitmap file for each point size you want to use, but with Workbench 2 installed *ProWrite* takes advantage of the new Compugraphic font and automatic re-scaling features, making the fonts system even more flexible.

Plain, Bold, Italic, Underline, Shadow, Subscript and Superscript styles are available, and if you've got a colour printer you can dip into the



Text and graphics can be mixed on the page, but screen refresh slows down considerably and flowing the text around the pictures is harder work than it should be

Mark my Words

colour sub-menu and pick text out in Black, Red, Yellow, Green, Cyan, Blue or Magenta.

A complete text style – a combination of font, style and colour – can be retained and later applied to another passage of text with a single menu selection instead of the three it normally requires.

Each paragraph can have its own format, fixed by position markers on the single ruler across the top of the document window. Like text styles, paragraph formats can be retained and applied to other paragraphs.

The ruler is where indents, outdents and tab positions are specified, including decimal tabs for lining up tables of numbers under the decimal point.

Text can be aligned left, right, centre or flush justified, and line spacing can be set quickly to single, single-and-a-half, double or a point size of your choice. An automatic blank line can be generated before or after a paragraph, or both if you like, saving you the trouble of pressing Return twice between paragraphs.

What it won't do is automatic hyphenation, which is useful for flush justified text, especially if laid out in narrow columns. Rival WYSIWYG packages *Excellence!* and *Wordworth* can hyphenate, albeit only to a very simple set of rules, but this is better than the exceptionally tedious task of having to hyphenate manually.

Page size can be anything from 2in by 2in to 44in by 44in. Margins can be set all round, of course, and headers and footers are catered for nicely – you don't need to specify

sizes for them, you edit them and they become as deep as however many lines of text you type into them. Headers and/or footers are on or off for the whole document, except for an initial 'title' page which, if headers and footers are switched on, can be printed without them.

ProWrite caters for facing pages, swapping the left and right margin settings for odd and even pages. You can also specify a 'binding' margin which acts as an automatic and extra left or right margin (on-screen as well as to the printer) depending on whether the page is odd or even if you have selected odd/even pages, or, an extra left margin if odd/even pages is not selected.

Text can be in up to five columns, arranged on-screen with editing freedom, and these can be snaking columns (as in this magazine, from the top to the bottom of the page, then back to the top and so on) or side-by-side columns where each paragraph is laid out to the right of the previous one.

BETTER GRAPHICS

ProWrite 3.2 will import any IFF ILBM up to HAM (4,096 colours), and although pictures are displayed in up to 32 colours, the original colour information is retained and used when printing the document.

This is a major improvement on the previous version, which would import up to HAM but print only up to

eight actual colours or greyscales, using built-in dither patterns to simulate the rest.

3.2 retains more than the original colour information, it retains all the picture data, so if you scale something small and then make it larger again, the small on-screen image isn't scaled up to produce a blocky bigger picture (which is what 3.1.1 did), rather the original data is re-scaled, giving a better graphic on-screen and to the printer.

One small addition to 3.2 is a blessing – by double clicking on a picture it reverts to its original size, ie when first imported. This is a lot faster than deleting the picture and re-importing it after you've made a pig's ear of scaling it and want to start from scratch.

PALETTE PSYCHEDELIA

ProWrite has an internal palette. Although this can be user-configured, it remains fixed and can't automatically adjust to the palette of any particular picture you import. Instead *ProWrite* matches the colours of the picture to its own palette as best it can. This results in psychedelia, but remember that the colours sent to the printer are the original colours, not those seen on-screen.

Although some pictures may look weird, you can almost always see what they are; if not you can play with the palette. As Amiga owners we have to live with these colour restrictions because we don't yet have the technology to give us better colour freedom; *ProWrite*'s compromise sensible. *ProWrite* 3.2 has been designed to handle up to 256 colours on-screen from a palette of 4,096. Should future Amiga hardware support more screen colours, word on the grape-vine is that it will, *ProWrite* should be able to take advantage of it.

The program can be configured to boot-up in a range of resolutions, using any number of colours up to the maximum allowed by the chosen resolution. On a 1.3 Amiga, HiRes 16 colours is the best visual combination, but screen refresh slows to a crawl unless accelerator hardware is being used; the default MedRes 8 colours is probably the combination, although you might also consider opening *ProWrite* on the Workbench screen to save memory.

On Workbench 2 machines with the enhanced chip set (ECS) you can use the SuperHiRes and Productivity screens, provided you have a VGA or multisync monitor. *ProWrite* can open on a Workbench 2 public screen and use the ASL file requester.

facility to a subsequent version.

Another more serious weakness, is *ProWrite*'s inability to automatically flow text around pictures, although for rectangular pictures this presents only a small problem as paragraph indents and margins can be adjusted to achieve the desired effect.

ENHANCED PRINTING

The way *ProWrite* prints has been changed, and not only for more colours in pictures as mentioned earlier.

There is now support for PostScript – before you had to buy an extra package (ProScript) for this. Four PostScript screen fonts are provided – Times, Helvetica, Courier and Symbol – in sizes from 9 to 24 points. Most PostScript printers have other fonts built-in, and to be able to access these you will need the screen fonts and associated '.metric' files.

Where do you get them from? The 3.2

supplementary manual suggests you try the *Professional Page* desktop publishing program. I suggest you write to New Horizons and politely ask them why you should spend £200 on a program you probably don't want, simply to get fonts a word processor that supports PostScript should come with anyway.

and printer driver supports.

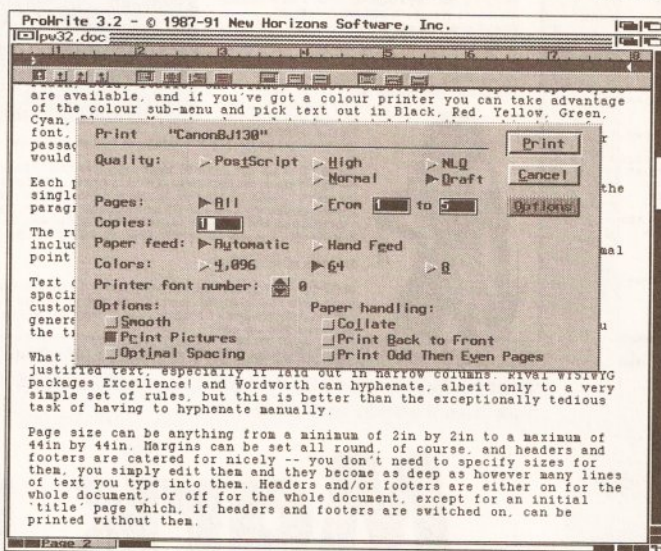
Scaling takes memory, so if you have only 1Mb don't be surprised if *ProWrite* decides it hasn't enough memory to print anything.

Internal printer fonts can be used, and there's a gadget in the print requester to select a font number, but you can only use one internal printer font per print run.

ProWrite can now create automatic backups, can be configured to save all open documents at timed intervals, and has a 50,000 word dictionary (as well as the 100,000 word one); there is only one (big) version of the thesaurus, however.

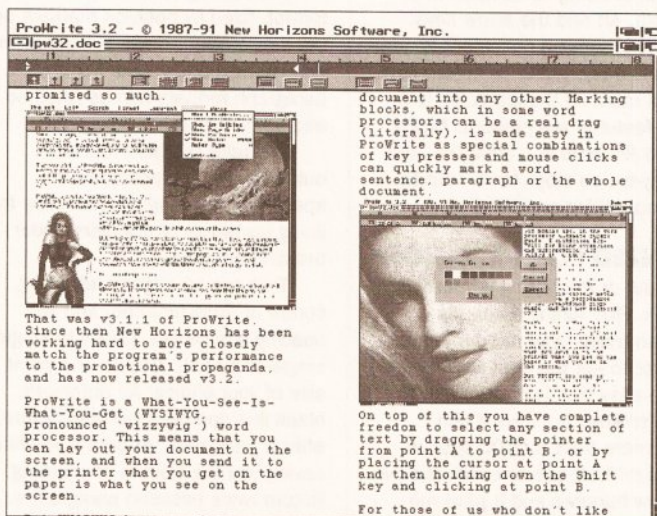
ProWrite is a good word processor, and 3.2 is a significant improvement, but for the professional there's still a lot missing. Automatic contents table and index generation, footnotes, automatic hyphenation, widow/orphan control, and multiple dot-matrix printer fonts in one document – all these are missing, features that other word processors have.

As *ProWrite* is the most expensive of its kind, my opinion is that it can't justify its price until it can do what every other WYSIWYG Amiga word processor can, and more. **AS**



The Print requester contains some advanced features like PostScript output, printer font support, and the choice of how many colours to print – the fewer colours you choose the quicker the printout

Pictures can be scaled as small as you want – right down to a 1/4in square – and as big as the page width and length. Unfortunately *ProWrite* won't let you 'crop' a picture so that only part is visible. Although only a small failing, I can understand New Horizons' reasons for leaving out the facility – it is easy



With just a few mouse clicks a document can be turned into a newsletter with columns and pictures

to cut out the part of the picture you want in an art package, save it as a brush, and import it into *ProWrite*; not only is the art package more suited to this, but because the brush is smaller than the original picture, it will take up less memory in *ProWrite*.

Nevertheless, cropping is something *Excellence!*, *Pen Pal* and even *KindWords* will allow, and that's as good a reason as any to add the

document into any other. Marking blocks, which in some word processors can be a real drag (literally), is made easy in *ProWrite* as special combinations of key presses and mouse clicks can quickly mark a word, sentence, paragraph or the whole document.

On top of this you have complete freedom to select any section of text by dragging the pointer from point A to point B, or by placing the cursor at point A and then holding down the Shift key and clicking at point B.

For those of us who don't like

SHOPPING LIST

ProWrite 3.2 £143
by New Horizons Software
☎ 0101 512 329 6215

Distributed in UK by:
HB Marketing, Unit 3
Poyle 14, Newlands Drive
Colnbrook
☎ 0753 686000

CHECKOUT PROWRITE 3.2

Ease of Use ●●●●○
Not difficult to master.

Speed ●●○○○
Slows down badly with on-screen graphics.

Text Handling ●●●●○
Editing is excellent, formatting easy but not as fully-featured as it needs to be.

Graphics Handling ●●●●○
No other Amiga WP does it better, but some do it quicker.

Printer Output ●●●●○
Graphics mode is acceptable, uses printer fonts, supports Postscript.

Documentation ●●●○○
200 pages. OK but nothing brilliant.

Price Value ●●○○○
Expensive considering the features it lacks.



PHOENIX

RAM expansions made for the older A500 will not work with the new A500 Plus if they are populated to more than 512k. Phoenix have developed a range of RAM expansion units specifically for the new A500 Plus.

WHY DO YOU NEED PHOENIX RAM EXPANSIONS?

Phoenix RAM Modules can expand your chip RAM up to 2Mb using the trap door expansion port.

The A500 Plus can only be expanded to 2 Mb of chip RAM using the trap door expansion port.

Chip Ram is required to unleash the full graphics capabilities of the Amiga 500 Plus

Phoenix Ram expansion modules are built to the highest possible standards in the U.K.

Each unit is individually inspected and tested before release.

Phoenix 1 Mb RAM modules come in either 512K, 1Mb or unpopulated configurations.

All Phoenix product is backed by a full 2 year replacement guarantee.



EXPAND your AMIGA A500 *Plus* with the


A500 Plus 1Mb RAM modules

The Phoenix 1mb RAM expansion is available either unpopulated, populated to 512K or fully populated to 1Mb. All boards use industry standard 256 by 4 DRAMs. The Phoenix Ram will fit simply into the trap door expansion port without any modification and **Will Not** invalidate your warranty.

Unpopulated
only £19.99

512K populated
only £34.99


1Mb fully populated
only £49.99



Kickstart ROM 1.3/2.04 sharer

Some older Games and Business software will not run on the new kickstart 2.04 Rom. Phoenix have designed a sharer for both ROM chipsets. You get all the benefits of the latest A500 *PLUS* WITHOUT the problem of incompatibility.

UPDATING YOUR 1.3 AMIGA TO 2.04! is made easy with the NEW PHOENIX ROM SHARER. Designed to take the 2.04 chip without the hassle of modifying the mother board. Suitable for all revision machines INCLUDING 3 and 5.



Kickstart ROM 1.3/2.04 sharer
only £24.99 (ROM chip not included)

Kickstart ROM 1.3 chip
only £29.99

Kickstart ROM 2.04 chip
only £39.99

Order Hotline

NOW IN STOCK

TEL. 0532 311932

FCC Distribution, Unit 8, Armley, Park Court, Stanningley Road,
Leeds LS12 2AE Tel (0532) 311932 Fax 637689

Phoenix products are solely distributed in the UK by FCC Distribution Ltd.
TRADE ENQUIRIES WELCOME



Power steering

When you want to get serious with your Amiga, there's only one solution – get yourself a hard drive. But how should you go about choosing one?

HOW DO THEY WORK?

As far as most people are concerned a hard disk is a box which plugs into a computer to magically increase the storage capacity. The mechanisms by which it works are rather interesting.

At the heart of a hard disk are some polished circular metal plates called platters. These are coated with a magnetically sensitive material, which is similar to the material found on audio and video tapes.

Unlike floppy disks the disks in a hard disk are constantly spinning. This is so that the drive is always ready to access data without delay.

A small motor, called an actuator, is connected to a set of arms which moves a read-write head across the surface of each disk at high speed.

“...about to buy a hard drive? There are plenty of things to check first...”

The heads do not actually touch the disk. There is an invisibly small gap inbetween the rapidly spinning disk (spinning at 3,000 revolutions per minute) and the heads.

There are several heads in hard drives, one above and underneath each platter on the disk. They are all locked into the same actuator so they all move together.

The disk is divided up into areas called sectors. Each sector holds 512 bytes, and these sectors are grouped together into tracks. These are then grouped into cylinders.

If you are about to buy a hard disk there are plenty of things you should check before buying.

A hard drive for the Amiga comprises of two major components which you can be bought separately or in a pre-configured unit.

First is the hard drive mechanism itself. Available in a variety of speeds, capacities and physical

Get more mileage from your Amiga with the power and convenience of a hard drive. Jolyon Ralph takes to the wheel

sizes, there are only a few manufacturers of these drives worldwide and many different Amiga hard drive units will use the same hard drive mechanisms (for example, Commodore, Supra, GVP, Nexus and others all supply Quantum hard drive mechanisms with their units).

Second is the controller which connects to the hard drive. This is a circuit board which fits on to the edge connector of your Amiga 500, or into one of the slots in your Amiga 1500/2000. (The Amiga 3000 has a built-in SCSI controller so it does not need a separate controller). On the Amiga 500 this controller will come with a case with enough space to fit a 3.5" hard drive. On an Amiga 1500/2000 or 3000 you can fit a hard drive internally, or on to a hard card, where the drive is mounted on to the side of the controller card, fitting inside the Amiga without taking up any of the drive bays. These are then free for other devices, such as floppy disk drives.

Some hard disk controllers come supplied with a hard drive mechanism factory-fitted and installed whereas others come bare for you to add your own drive. Not only is a factory-installed drive easier to set up (as most of the setup work has already been done for you), but it can also be cheaper too, as major suppliers like CBM and GVP benefit from bulk order discounts to the hard drive manufacturers.

Whether you go for an all-in-one package or you pick and mix your hard drive and controller, it pays to look carefully at what is on offer.

HARD DRIVE MECHANICS

When choosing a drive mechanism there are a few things to check.


Firstly, what capacity do you want? Two years ago the entry-level hard disk for the Amiga was 20Mb. Last year most manufacturers shipped 40Mb as their smallest drive. Now 52Mb drives are the most popular entry-level hard drive and some manufacturers have dropped all drives below 100Mb. Remember that hard drive space fills up very quickly.

It's much cheaper to buy a 100Mb hard drive to begin with than to buy a 50Mb drive and upgrade later on to 100Mb.

Secondly, what interface do they use? The interface is the type of connector used to link the drive to the hard disk controller. These must match; so, if you have a SCSI controller then you will need to purchase a SCSI hard drive.


Hard drives come with several different interface types...

● **SCSI** – The standard for Amiga use, SCSI (or Small Computer Systems Interface) covers far more than just hard drives. You can use SCSI to link up tapestreamers, CD-ROMs, Scanners and all manner of other devices to your Amiga.



GVP 2000 – Providing DMA speeds without true DMA. The GVP card is well made and priced, making it a favourite choice.

● **ST-506** – Now obsolescent, the ST-506, also called ST-412, MFM or RLL, should be avoided at all costs. You may be able to pick up bargain MFM hard drive for £20-£40, but these drives have very primitive error correction and are awfully complex to



Dataflyer 2000 – One of the cheapest hard drive controllers about. So, take heed, you get what you pay for: this is quite slow and the setup software not up to much

set up. It may seem a bargain initially, but they should be avoided.

● **XT-IDE** – This is the interface used in the original Commodore A590 drives. Currently there are a lot of people selling old Western Digital and Epson 20Mb hard drives that have been removed from A590s which have been upgraded to newer, and faster SCSI drives. If you are offered one of these drives cheaply, resist the temptation, as the only way you will be able to link one of these up to the Amiga is to buy your own A590, and you can't buy the A590 without a hard disk.


● **AT-IDE** – Different to XT-IDE, this later development is a lot faster and is very popular with PC manufacturers, which now almost exclusively use AT-IDE drives.

Limited to two drives running off one controller, the AT-IDE is not as versatile as SCSI, but drives do tend to be around £20-


£30 cheaper than the corresponding SCSI drives.

It has been limited up until now by the lack of any decent Amiga AT-IDE controllers, but there are now several available for both the Amiga 500 and 2000.

for hard drives



Supra 2000 – In the *Amiga Shopper* hard drives trial, back in issue 1, this proved to be one of the fastest drives on the market. It also comes with powerful and easy to use software



Commodore A 590 – despite lacking in RAM expansion, the controller is high on perfect. It looks pretty neat too, as the colour and shape are specifically designed to fit your Amiga

Always check that the drive you order is compatible with the interface with which you wish to use it.

Most manufacturers indicate the models with a code-letter in the model number. For example, all Seagate drive model numbers have a suffix determining the interface, N being SCSI, A being AT-IDE, etc. Quantum hard drives end in S for SCSI and AT for AT-IDE.

The third important thing to check with your hard drive is the physical size. Most hard drives are either 3.5" wide or 5.25" wide (the same widths as the two varieties of floppy disk drive, as hard drives are designed to fit into the same bays as floppy drives). Amiga 500 controllers will only fit 3.5" hard drives, and in the Amiga 500/2000 you will only be able to fit 3.5" hard drives, or the half-height 5.25" hard drives.

Manufacturers provide codes to help you identify which models are particular sizes. The first number in a Seagate hard disk code provides the size. 1 and 3 refer to 3.5" drives, but 2 means half height and 4 means full height 5.25" drives, so for example an ST-296N drive is a half-height 5.25" SCSI drive (The remaining value, 96, gives the unformatted capacity, multiply by 0.8 to give an estimate of the useable drive capacity in megabytes, around 80Mb in this case).

Hard disk speed is another important, and generally misunderstood, aspect of hard drives. This is mainly because hard drive manufacturers publish vast amounts of statistics to prove how

good their drives are.

You will often see a drive speed shown as an access time in milliseconds (ms). The access time is the average time it takes the drive to move the head from one area of the disk to another. Some drives quote actual access times, some quote effective access times. Most modern SCSI drives contain cache memory. This is 32Kb or 64Kb of memory built on to the drive which stores data read from the disk. When the computer asks to read a

particular part of the disk, the controller reads that part in, sends it back to the computer, and carries on reading, storing the next block of data in the 64Kb buffer. If the computer then asks for something that happens to be in the buffer it can be sent back to the computer almost instantly without having to read from the disk. Because of the way hard disks are organised this can make a significant difference to the apparent speed of a disk.

An average access time for a

hard disk is around 25ms. Higher values are slower and lower values are faster. Quantum claims its new hard drives have a 9ms effective access time (based on a 64Kb cache and a 17ms real access time).

Far more important than access time, and often ignored, is the data transfer rate. This is the rate at which the hard drive sends data to the computer. Slow MFM hard drives can only send around 200Kb to 300Kb per second. Most modern drives can transfer between 800Kb

BEGINNERS

What is a hard disk?

A hard disk, or hard drive as it is also called, is a device that stores computer programs for fast, easy access. Using floppy disks can be a pain, programs now come on two or more floppy disks, unless you have several floppy disk drives. This means constantly swapping disks, which will do your floppy drive, disks and your patience no good at all. And if you want to run a paint program, word processor and music program at the same time, you might as well forget it.

A hard disk is like one large floppy disk. Rather than needing several disks to hold one software package, a hard disk can hold many programs at once allowing you to keep your desk free of floppy disks. Hard disks are also faster than floppy disks. *Deluxe Paint III*, for example, which takes almost a minute to load from floppy disk can load in under five seconds from a hard disk, and on a super-fast machine in under one second.

Hard disks come in various sizes, quoted in megabytes. This can get confusing as computer memory is also measured in megabytes, and the two are completely different. Amigas now come fitted with one megabyte of memory. This memory

BEGINNERS START HERE

BEGINNERS

on the computer is temporary storage used directly by the computer to run programs. If you want to run several programs together you will need more memory. Some hard drives for the Amiga (such as the Commodore A590) also allow you to expand your computer memory.

Hard drives alone will not allow you to run more or better programs, the programs themselves will not run any faster. Hard disks are useful because they are far more convenient, and faster, than using floppy disks. For anything other than purely playing games a hard disk is an essential purchase.

If you are intending to buy a hard disk to copy games on to, most commercial games are copy-protected preventing you from copying to your hard drive. Look for games that have a 'hard disk install' option. Electronic Arts and MicroProse software now supply most of their games with such an option and many other publishers are following suit.

With a hard drive connected to your system, and if you have Kickstart version 1.3 or greater, you can 'autoboot' your system from the hard drive. This will allow you to start up and use your computer without using a single floppy disk.

and 1,200Kb per second, and with exceptionally fast drives you can get rates of 2Mb per second or more.

Quantum and Fujitsu both make exceptionally fast drives. Some Seagate models are very fast, but some of their cheaper drives are terribly slow, so check individual model specification.

Transfer rates are also heavily dependent on the controller used. If you use a slow controller you will never get fast transfer rates, whatever drive you attach.

Table 1 shows a list of some popular hard drives used with Amiga controllers and some manufacturers specifications. Manufacturers tend to over-estimate the transfer rates, so never take too much notice of them. For example, Quantum quotes a 2Mb per second transfer rate for their new drives, but in practice they rarely get over 1Mb per second.

HARD DISK CONTROLLERS

The most important thing to check on a hard disk controller, if you are buying your hard disk separately, is that it uses the same interface

standard as your drive. If you are buying a new hard drive and controller it is often cheaper to buy them together. Try and go for an SCSI controller if you can afford it, as they offer you the best opportunity for expansion. If you cannot afford SCSI, go for AT-IDE. Don't go for MFM or any other interface standard, it really isn't worth the bother.

Once you have found a controller suitable for your Amiga, there are other things worthy of consideration.

10 ESSENTIAL QUESTIONS

1 Has it room for a drive?

For the Amiga 500 you should buy a drive that can fit a 3.5" hard drive mechanism internally, on the 1500/2000 you need a card that can be used as a 'hard card' (the drive bolted on to the side of the card), unless you are willing to give up a floppy drive bay to store it.

2 Does it have external power?

Not important for Amiga 1500/2000 owners, some Amiga 500 controllers

are supplied without an external power supply, taking their power from the Amiga 500. If you have lots of extra peripherals on your A500 this can cause serious problems, leading to unreliable equipment and damage. Some controllers are supplied with Power supply Units (PSUs), sometimes as an option. In general, if you have an Amiga with 1Mb memory and 1 external low-power floppy drive (any except the original Commodore A1010) then you will be able to power a small hard drive (up to around 100Mb) directly from the Amiga without problems.

3 Does it have memory expansion?

Some controllers have sockets for optional memory expansion. Using a hard drive on your system will cut your free memory by around 150-200Kb, which is used by the hard disk controller, so you will often need to expand your memory. This is especially important for A500 Plus and Kickstart 2.0 users, as running a hard drive on a 1Mb Kickstart 2.0 system leaves very little memory

free, and most applications will fail from memory shortage.

One thing to beware of is that some controllers have optional memory boards rather than memory sockets. Memory sockets allow you to plug in industry-standard memory chips. With controllers using optional boards you are reliant on the manufacturers non-standard memory board for expansion, which is often vastly inflated in price compared to standard memory.

Check how much memory it can expand to (2Mb, 4Mb or 8Mb) and find out which chips it needs to expand to each level. Some controllers, eg the GVP for the Amiga 500, use one type of chip for 2Mb and 4Mb, and a different type for 8Mb. This means you can only expand to 8Mb in one jump. If you start with 2Mb of memory you will have to remove these chips and add new ones to fit the 8Mb of RAM.

Remember that if you are using an Amiga 500 controller you *must* have an external power supply for the controller if you intend to fit any expansion RAM, as the Amiga 500's power supply just isn't up to the job of powering an Amiga 500, a hard drive and all that expansion memory.

4 Is there an external SCSI port?

If you intend to expand your machine later with larger hard disks, CD-ROMs or tapestreamers you will need a controller with an external SCSI port. This is a 25-way connector which is identical in shape to the connector for the Amiga parallel port, although don't get these two mixed up: if you plug a hard drive into your parallel port, or a printer into your SCSI port, you will wreck your hardware!

As an external SCSI port adds little more than 50 pence to the cost of a controller card most now come with one fitted as standard.

5 Does it have a through port?

If you already have an Amiga 500 add-on plugged into your expansion port you may be unwilling to give this up to plug in a hard drive.

Most Amiga 500 hard drives do not have a through port to allow you to connect both at the same time. The Supra 500XP hard drive for the Amiga 500 does have a through port, but beware, some extra hardware devices for the A500 (notably Datel's Action Replay cartridges) do not work well at all with any hard drive.

6 Does it have a fan?

Amiga 500 hard drive cases can get very hot, especially if RAM is fitted internally. To solve this, most hard drive controllers have a fan fitted internally. This prevents the components from overheating and malfunctioning. If you want to expand memory, insist on an internal fan.

Table 1: HEAD TO HEAD: HOW DO THE HARD DRIVES COMPARE?

Drive	Type	Capacity	Size	Access Time	Transfer Rate	Cache
SEAGATE:						
ST-138N	SCSI	32.2Mb	3.5"	28ms	up to 1.5Mb/sec	2Kb
ST-157N	SCSI	48.6Mb	3.5"	28ms	up to 1.5Mb/sec	2Kb
ST-157A	AT-IDE	44.7Mb	3.5"	28ms	up to 4Mb/sec	2Kb
ST-277N	SCSI	64.9Mb	5.25"	28ms	up to 1.5Mb/sec	2Kb
ST-1096N	SCSI	83.9Mb	3.5"	20ms	1.5Mb/sec	2Kb
ST-296N	SCSI	84.9Mb	5.25"	28ms	1.5Mb/sec	8Kb
ST-1102A	AT-IDE	89.1Mb	3.5"	19ms	4Mb/sec	8Kb
ST-1126N	SCSI	107Mb	3.5"	15ms	1.25Mb/sec	64Kb
ST-1162N	SCSI	137.5Mb	3.5"	15ms	1.25Mb/sec	64Kb
ST-1201N	SCSI	171.9Mb	3.5"	15ms	3.0Mb/sec	64Kb
ST-1239N	SCSI	204.2Mb	3.5"	15ms	3.0Mb/sec	64Kb

QUANTUM:

P40S*	SCSI	40Mb	3.5"	19ms	1.8Mb/sec	64Kb
52S/LP	SCSI	52Mb	3.5"	17ms	2Mb/sec	64Kb
52AT/LP	AT-IDE	52Mb	3.5"	17ms	2Mb/sec	64Kb
P80S*	SCSI	80Mb	3.5"	19ms	1.8Mb/sec	64Kb
105S/LP	SCSI	105Mb	3.5"	17ms	2Mb/sec	64Kb
105AT/LP	AT-IDE	105Mb	3.5"	17ms	2Mb/sec	64Kb
210S*	SCSI	210Mb	3.5"	15ms	2Mb/sec	64Kb
240S/LP	SCSI	240Mb	3.5"	15ms	2Mb/sec	64Kb

* These drives have been discontinued, although some suppliers may still have stocks.

FUJITSU:

M2613ESA	SCSI	135Mb	3.5"	19ms	3Mb/sec	32Kb
M2613ET	AT-IDE	135Mb	3.5"	19ms	1.5Mb/sec	32Kb
M2614ESA	SCSI	180Mb	3.5"	19ms	3Mb/sec	32Kb
M2614ET	AT-IDE	180Mb	3.5"	19ms	1.5Mb/sec	32Kb
M2616ESA	SCSI	105Mb	3.5"	20ms	3Mb/sec	32Kb
M2616ET	AT-IDE	105Mb	3.5"	20ms	1.25Mb/sec	32Kb

Table 2: HOW THE HARD DRIVE CONTROLLERS COMPARE

Amiga 500 using external through-port

	Type	PSU	Fan	RDB	Port	SCSI	Memory	DMA	Drive	RRP
Dataflyer 500	SCSI	*	No	No	No	*	*2	No	None	£129
Dataflyer 500	AT-IDE	*	No	No	No	*	*2	No	None	£119
Supra 500XP	SCSI	*	Yes	*3	Yes	Yes	to 8Mb	No	None	£219
Commodore A590	SCSI	Yes	Yes	Yes	No	Yes	to 2Mb	Yes	20Mb SCSI	£299
GVP Impact/52	SCSI	Yes	Yes	Yes	No	Yes	to 8Mb	No	Quantum 52Mb	£399
GVP Impact/105	SCSI	Yes	Yes	Yes	No	Yes	to 8Mb	No	Quantum 105Mb	£599

* - Available as an optional extra

*2 - Only with expansion memory board fitted at extra cost

*3 - Supra supports Rigid Disk Block, but gets volume and device names the wrong way around, so it is not 100% compatible.

Amiga 1500/2000

	Type	RDB	Memory	DMA	Card	Drive	RRP
Dataflyer 2000	*4	No	None	No	Yes	None	£90
Supra Wordsync	SCSI	*5	None	No	Yes	None	£99
ICD AdSCSI 2000	SCSI	Yes	None	No	Yes	None	£99
Commodore A2091/2094	SCSI	Yes	to 2Mb	Yes	Yes	Quantum P40S/52LPS	£399
GVP Series II	SCSI	Yes	to 8Mb	No	Yes	None	£169
GVP Series II/52Mb	SCSI	Yes	to 8Mb	No	Yes	Quantum 52Mb	£299
GVP Series II/105Mb	SCSI	Yes	to 8Mb	No	Yes	Quantum 105Mb	£499
Nexus SCSI	SCSI	Yes	to 8Mb	No	Yes	None	£199
Nexus SCSI/52Mb	SCSI	Yes	to 8Mb	No	Yes	Quantum 52Mb	£399
Nexus SCSI/105Mb	SCSI	Yes	to 8Mb	No	Yes	Quantum 105Mb	£599
GVP 22Mhz Combo	SCSI	Yes	to 13Mb	Yes	*	None	£599
GVP 33Mhz Combo	SCSI	Yes	to 16Mb	Yes	*	None	£999

* - Optional extra

*4 - Available in SCSI or IDE versions

*5 - supports Rigid Disk Block, but gets volume and device names the wrong way around, so it is not 100% compatible.

7 Does it have a disable switch?

Some programs, particularly badly-written games, will not work with a hard drive attached. To solve this some manufacturers have designed their controllers with disable switches (or game switches) to allow you to turn off the drive when not required. The fan and the drive will usually stay running, so don't expect it to make the drive any quieter.

8 Is it Rigid-Disk-Block compatible?

When Commodore was designing its new hard disk controllers for the Amiga 500 and 2000, it published a proposal for a common standard for all hard drive manufacturers to follow which would allow compatibility across controllers. What this means is that if you buy a Commodore A590, plug a hard drive into the back of it and format it, copy programs on to it, and take this and put it on to the back of another controller which follows CBM's RDB standard (eg the GVP Series II controller), it will read the drive and its data without needing to reformat the drive. Other controllers (eg the Dataflyer) do things their own way, and are therefore incompatible.

This may not seem important now, but, if in future, you wish to add a removable drive (such as the Syquest), you are limited to swapping cartridges with people with the same controller as yourself, and if you upgrade your controller you will have to reformat all your disks.

9 Does it use DMA transfer?

There are two ways a hard disk controller can transfer data into your computer memory. The first is to use DMA (Direct Memory Access). This involves a custom chip transferring data directly to your computer's memory, without involving the processor inside your machine at all.

The second is to use non-DMA transfer, which requires the 68000 processor in your machine. Although there is no real speed difference now between DMA and non-DMA controllers (in fact some non-DMA controllers claim higher speeds than DMA controllers), non-DMA controllers slow down your machine as they use the 68000 CPU to do their dirty work for them.

On the other hand, some accelerator boards (eg: the SSL A5000) do not work at all well with DMA controllers. This is because the DMA circuitry on a standard DMA controller only knows about memory that is in the standard Amiga memory map, and some boards need 32-bit memory in high areas not normally accessible by the Amiga. Older DMA boards also had problems under certain graphic modes on the

Amiga, this has been resolved on the newer generation of DMA controllers.

If you have not yet bought an accelerator board, try and avoid boards which have these problems (SSL A5000/B5000 and CSA Mega Midget Racers) and stick to accelerators which do not have this problem (Microbotics VXL-3000 and Commodore accelerators).

Another solution is to buy an accelerator board with on-board SCSI controller. The GVP Combo boards are excellent examples, offering 32-bit memory and a DMA controller capable of accessing all this memory (as it is a 32-bit DMA controller which is aware of this extra memory).

10 Can it be internally expanded?

Not satisfied that a through port would be a sensible way of allowing the hard drive interface to be expanded, GVP, in its hard drive interface for the Amiga 500 added a

mini-slot for future expansion. They have already launched a PC emulator (a version of the popular AT-Once card) that can be added into the drive without invalidating the warranty. Future plans include a 68030 accelerator board to fit inside the GVP controller case.

SETTING UP YOUR HARD DRIVE

Once you have purchased your hard drive you should set it up. If you purchased a drive *and* controller from a supplier he should pre-install it for you. Make sure you tell him which version of Kickstart you have, as he will have to install that version of Workbench on the drive for you.

If you have to install the drive yourself there are several steps...

1 Connecting together

There are two cables connecting the drive to the controller. One has four

leads, this is the drive power cable, and can only fit one way around. The other cable is a 50-way (40-way for AT-IDE) data cable. One edge of the cable will be red or black, this corresponds to pin 1 on the connector. Line this up with a small triangle mark, or a number 1, on the drive and interface connectors.

If there is no obvious numbering on the drive connector, pin 1 is usually on the side next to the power connector.

Plug everything together, screw everything down that needs to be, and turn on the power.

2 Run utility software

Assuming your machine hasn't disappeared in a cloud of blue-grey smoke at this point you are ready to proceed with installing your disk. Boot the utility disk which came with your controller and run the setup software.

● 3 Manual or Automatic

Some software has an automatic installation procedure, the GVP software for instance, choose this and stand back. Follow these instructions and you can set up your controller without any further hassle.


● 4 Manual setup

Firstly, the software will allow you to low-level format your drive. *Never do this.* SCSI and AT-IDE drives do not require low-level formatting, and it may damage some drives. Skip

which will copy your Workbench on to the hard drive. Reboot and your hard drive should be running.

HOW TO LOOK AFTER YOUR HARD DRIVE

Always keep backups of important files! I cannot over-estimate how important this is. There are disk recovery programs (such as *DiskSalv* in the public domain and the commercial *Quarterback Tools*), but these programs do not and cannot guarantee 100% success.



Dataflyer 500 – Not one of the *Amiga Shopper* favourites in the hard drive trial. Judged to be a bit tacky all round despite a promising external finish

straight past that to the configure drive section. This will read data from your drive to determine exactly what sort of drive it is. Again, check that the figures (particularly the estimate of the size of the disk) make sense; if they don't, you may have a faulty drive.

Once you have set the drive type you need to set up your partitions.

A partition is an area of a physical device (a hard drive unit) set up as an Amiga device. You can have several partitions on one drive (eg, a 105Mb drive split into two partitions, DHO: and DH1:). More partitions can make using the drive easier, although, adding partitions eats up your RAM, as a certain amount of RAM is needed by each partition when the hard drive is active.

Once the partitions are set up you can quit the program and format the partitions. Open a CLI or Shell and type:

```
FORMAT drive <device name> J
name <your volume name> quick
```

Then, all that is left to do is copy your Workbench disk on to the drive, place the disk in DFO: and type:

```
COPY df0: <device name> all
```

Most modern hard drives autopark, so unless you are using a really old drive you won't need to worry about this.

If something does go wrong, first try and back up whatever data you can from the drive. If you can, get everything important from the drive, reformat the drive and start again. If not, you should try using a utility like *DiskSalv* or *Quarterback Tools* to regain lost files.

FUTURE EXPANSION

With an SCSI controller there are plenty of expansion options available. Firstly, external hard drives, up to 1.6Gb (or 1600Mb) in capacity can be plugged in, up to six devices can be chained to the back of an SCSI controller, giving a total of nearly 10 Gigabytes storage!

Removable media are popular now, the most popular being the Syquest 44Mb cartridge, this writes to 44Mb cartridges which can be interchanged with other machines.

You can also add tapestreamers, CD-ROM units, Magneto optical drives and the new generation of 3.5" 20Mb floppy disks drives.

Whatever you decide, with a hard drive you'll find your Amiga has potential you never dreamed of. **AS**

So, which is the one for you?

Table 2 gives a brief outline of the capabilities of the most popular controllers and factory-configured drive combinations available at the moment, but here is some more in-depth information on each model:

Dataflyer

Available for the Amiga 500 (with external case) and 1500/2000, this is currently the cheapest controller available, and unfortunately it shows. It is fairly slow, it does not support Rigid Disk Block, and it has abysmal setup software. However, it is cheap and it works, and because it uses a non-standard formatting system it actually boots up rather quickly. Only for those on a really tight budget who do not need to expand, because adding on the cost of a power supply, memory board and SCSI port brings up the price to the same as the better drives.

Supra

Supra produces two products, the Supra 500XP for the Amiga 500 and the Supra Wordsync card for the Amiga 1500/2000. Apart from a minor problem with the Rigid Disk Block implementation (If you format a drive called DHO: and give it a volume name of Fred on another controller, the Supra will think it is a device called Fred: with a name DHO). This is quite a nice controller. The Amiga 2000 version is now outclassed by better devices like the GVP Series II card. The Amiga 500 version is the only controller which has a through port.

Commodore

Commodore produces the Amiga A590 hard disk, still only supplied with a minuscule 20Mb mechanism. The actual controller is almost perfect. It uses DMA transfer, yet doesn't suffer from the DMA hassles which gave Commodore's earlier controllers (the A2090 and A2090A) such a bad name. It only takes 2Mb of RAM internally, if this controller was upgraded to take 8Mb RAM and fitted as standard with 52Mb or 105Mb drives, it would beat the competition hands-down. The A2091 card for the Amiga 2000 is an excellent card, again it suffers from lack of ram expansion, but it is well made and performs well. Definitely recommended, if it came with more choices of drives and up to 8Mb expansion it would be my favourite.

Nexus

Billed as the fastest Amiga 1500/2000 controller I was a little disappointed with the Nexus. Although it gave a very impressive throughput both with a standard machine and an accelerated machine, the non-DMA transfer caused a noticeable drop in computer performance. The card did not seem reliable either, tests with a tapestreamer showed frequent drop-outs and data errors. Overpriced in comparison to the GVP controller.

ICD

A nice cheap card for the Amiga 1500/2000, it is cheap, although it doesn't have DMA transfer or on-board memory. A better option than either the Dataflyer or the Supra for the Amiga 1500/2000.

GVP

My personal favourite, despite the lack of true DMA support. It has a pseudo-DMA transfer system which uses on-board DMA to read from the drive into an on-board data cache, which the processor then accesses. This provides DMA speeds without using true DMA (therefore upsetting certain accelerator boards), and the processor performance degradation is minimal. The cards are well made and aggressively priced now, at £299 RRP for a GVP A1500/2000 card with a 52Mb hard drive it is cheaper than the trade price of the two components separately, plus it is all set up ready to go.

Both versions expand up to 8Mb of RAM, but beware, on the Amiga 500 version you will need to use expensive 4Mbx8 Simms to expand to 8Mb, on the Amiga 1500/2000 version you can use eight of the much cheaper 1Mbx8 Simms.

If you have an Amiga 1500/2000 then an even better option is the GVP Combo accelerator board which has a built in SCSI interface, which is a true DMA transfer.

AMIGA ANSWERS SPECIAL

**Problems with your hard drive?
Don't know the difference
between a prep and a park?
Read on, and find the solutions
in our Amiga Answers special...**

COLD-BOOT SHY

My Amiga with A590 attached won't autoboot from cold. The system request 'Not a DOS disk in Unit 0' appears. It is an intermittent fault which only happens on the first boot-up from cold. Low-level formatting the disk had no effect.

The A590 may not be the culprit. This problem can be caused by a faulty external drive which is overloading the electronics controlling df0: and foxing the Amiga into thinking it contains a disk. If you have any external drives try switching off, disconnecting them and switching on again.

The other possibility is that the drive is not validating correctly when switched on. There are two main cures for this symptom.

- Always PARK the hard drive before switching off and get into the habit.
- Before switching off, make sure all disk activity has stopped. Watch the green busy light. When it goes out, wait at least a second, run PARK and switch off at the Amiga's PSU immediately.

DRIVE SWITCH-OFF

When my A500 is in use for game-playing it would be nice to disable the A590 drive. Unplugging it will cause wear and tear, so I would like to be able to fit switches to disable the drive and fan mechanism and yet retain any RAM in the drive.

I need to know which leads or contacts need to be switched. I could extend the wires out of the drive or fit an interface between computer and drive with switch/es on top.

One of the reasons for having the fan is to cool the chips – so, although possible, it would not be wise to disable it. Try replacing the hard

drive with a 40Mb low-power consumption model and removing the fan.

HARD DISK CHOICES

I plan to buy a hard drive for my A500. I am considering the Xetec Fastrack but in the hard drive trial in AS 1 you said it proved too tricky to get running. How tricky?

Also, does the GVP Impact II+ have a through port?

The Xetec machine is tricky to get up and running no matter how much technical nouse you have. Once

HARD DRIVES

going it is no better than average, and no longer lives up to the claims made for it. The GVP Impact II+ drive is faster, better made and a better unit all round. It does not have a through port – and, judging from my experience of such things, behaves better for the lack of it.

JERKY GAMES

I own an A500 with Kickstart 1.3. It is fitted with an A501 RAM expansion. How I can add more memory? I play a lot of games, but they tend to be a bit on the jerky side. If I bought a hard disk drive, such as a GVP or an A590, would this make the games run better?

If fitted, would this affect the warranty on my machine, and could the A501 RAM expansion still be used or would I have to remove it?

A hard disk drive would not improve the graphics on your games. A hard disk is like a floppy disk, but bigger and faster. It means that sections of

a game can be loaded into your computer more quickly and that you won't have to do any disk swapping. But it won't change the speed at which your computer displays the graphics or plays the game. This requires an accelerator card.

Fitting an external hard disk would not invalidate your warranty. Most drives connect to the Amiga's expansion slot at the side, leaving the trapdoor free for your A501 RAM expansion. If you want more than 1Mb of RAM, this must be added to the same slot as the hard drive. Most drives have space on their circuit board for RAM chips – for example, the A590 has space for up to 2Mb, and the GVP Impact II+ has space for a whole 8Mb.

THROUGH-PORT QUERY

I have an A500 with 1Mb, an extra drive and Datel's Action Replay II cartridge. If I plugged a hard disk into my expansion port, would I still be able to use my Action Replay II? I know that some hard disks have an SCSI port. What is this? Are there any hard disks which have a through port I can plug my Action Replay into?

Normally, you would not be able to plug your cartridge in after a hard disk was fitted, unless, as you say, you bought a hard disk with a through port. The 40Mb Supra 500XP is one such drive. Alternatively, the 20Mb Novia 20i hard disk will fit inside your Amiga and leave your expansion slot free.

An SCSI (Small Computer Systems Interface) port is an industry standard connector which enables several hard drives to be connected. It is not the same as the Amiga's expansion port.

HARD DRIVE HARD TIMES

I bought a second hand GVP Impact 500. I put in a Miniscribe 20Mb drive and it worked fine. The trouble is that when I add 2Mb of memory in the sockets provided it seems to clash with the internal memory, a 1.5Mb expansion board.

I have put the drive on a bog standard A500 and the same fault appears. I have changed the power supply to the hard drive but the fault

JARGON BUSTING • JARGON BUSTING

FFS – Fast Filing System. A new filing system driver introduced with Workbench 1.3. Disk blocks are arranged so large amounts of data can be read quickly. Reads and writes are speeded up by up to seven times. Directory searching is around 10 times faster and the hard disk partition limit is raised to two Gigabytes. Some older hard disk systems cannot boot with FFS. Also, it is not available with floppy disks under AmigaDOS 1.3, making them slooooooow.

HAM – Hold-and-Modify – The Amiga's special screen mode which enables it to display 4096 colours at once.

High-level format – An AmigaDOS format. Prepares the drive for use with AmigaDOS by formatting it with OFS or FFS.

Low-level format – Hard drives are weird beasts and this initial formatting is done by the drive controller, usually only once when the drive is first configured. Primarily this format controls things like interleave factors.

OFS – The old filing system dating back to the days of the first Amigas. It works, but is not suitable for the improved speeds and storage capacities available with hard disks.

Partition – Part of the drive separated from the rest. As far as Workbench, AmigaDOS and the rest of the world is concerned, a partition is a disk in its own right. Problems do come to the fore when you try to copy data between two partitions on the same drive.

Prep – Tells the drive what size it is, the interleave factor, filing system type, where the bad blocks lie and so on. This sort of information is only useful to advanced users squeezing more speed from a drive.

persists. The memory chips have been changed without result.

If your memory fails to work on a bog-standard Amiga 500 and you've changed the RAM and the PSU, then I'd have to say that your GVP Impact 500 unit is faulty. The circuitry that handles the SCSI drive and the circuitry that handles the memory are mostly separate, so it is quite conceivable that the SCSI drive will work fine, but the memory fails.

CHAINING HARD DRIVES

Could you tell me how to daisy-chain two A590 hard drives together? The thing that has stumped me is the software side of things. What changes do I have to make, using the setup disk, as at the moment the system will not recognise either of the drives. When I switch the computer on, the system seems to read each drive in turn, but nothing much happens after that.

Your problem is a hardware one, not a software one. Firstly, you should only use one XT connector on the board. The space for the other connector and the other power lead are not spare for people to solder on to, but depend on which drive is supplied with the A590. With the Western Digital 20Mb drive, the XT connector is on the right and the power connector is on the left. The Epson 20Mb drive supplied with early A590s is the opposite way around. This is the only reason that the board has two possible connections for power and XT drive.

To run a second XT drive you have to make a 40-way ribbon cable with three 40-way connectors on it, plugging one end into the A590 XT connector and the other two into the two XT drives. You then have to change the jumpers on the XT drives so that one is set to master mode and the other to slave. This will depend on which drives you have.

You will then have to find an external power source for the other XT drive, as the A590 only provides enough power for one drive.

USING A MAC HARD DISK

Can I use a 20Mb Macintosh hard drive with my 1Mb Amiga 500? Will there be problems with autobooting and software compatibility?

Macintosh drives use the standard SCSI interface, so you can connect it. You will need to purchase a hard drive interface for your Amiga 500. The cheapest interface you can use is the Dataflyer, but any SCSI interface for the Amiga will work. As long as you are using Kickstart 1.3 you will have no problems with autobooting. You shouldn't have any special problems with software

compatibility either. Some software will refuse to work with any hard disk, but that's because the software was badly written and isn't the fault of your new hardware.

PARTITIONING DRIVES

I have a B2000 and a Quantum 100Mb hard drive with a Commodore A2091 controller. According to the A2901 manual, I can have more than one bootable partition, so how do I switch from loading one partition to another during startup? I want Workbench and business packages on one partition and Nico Francois' program selector menu system on another, so I can use iconless utilities without fiddling around with the CLI.

Also, how do I get PD disks which are not Workbench-compatible on to my hard drive so I can load and boot them at will? Some PD disks have disk icons, but no other icons. What is the best way of putting them on my hard

```
Workbench or <Return> for ↵
Selector"
if warn
    assign s: DH1:S
    ; Move scripts to DH1
    assign c: DH1:C
    ; move commands to DH1
    assign l: DH1:L
    ; move handlers to DH1
    assign libs: DH1:LIBS
    ; move libraries to DH1
    assign devs: DH1:DEVS
    ; move devices to DH1
    assign fonts: DH1:FONTs
    ; move fonts to DH1
    assign sys: DH1:
    ; move root to DH1
    echo "Booting from DH1:"
    echo >RAM:delme ↵
    "Workbench"
    ; set a temporary flag
endif
BindDrivers
Setclock Load
FF >NIL: -0
resident CLI L:Shell-Seg ↵
SYSTEM pure add
```

that you have to decide which partition to boot from every time you start the machine. Less importantly, you have to have a complete copy of Workbench on both partitions and the Preferences can only be set from the Workbench partition. The following command line will install Workbench on your hard drive's second partition (DH1). Boot your machine, open a Shell window and insert your original Workbench disk in the internal drive. Now type:

```
COPY FROM DF0: TO DH1: ALL
```

And that should do the trick.

THE SCSI CONNECTION

I am considering buying a hard disk for my A500. A lot of drives now offer SCSI interfaces. Does this mean I can connect SCSI devices – CD-ROMs and so on – to it? What about other SCSI hard drives? If I buy an A590 will I be able to connect an SCSI drive to it later? If so, will I need a controller for the new drive or would the existing A590 cope with it?

Most hard drives for the Amiga 500 have an SCSI port on the back. If a drive has an SCSI port and the interface supports the SCSI-Direct protocol (the A590 does), then you can get almost any SCSI device (CD-ROM, tape streamers, magneto-optical drives and so on) working with it. They will need special driver software to control them, though. Other SCSI hard disks can be added at a later date without any problem; the SCSI controller is embedded on the drive itself, so all you need is a drive, a power supply and case, and the relevant cable.

WHAT IS RAM?

I have a 1Mb Amiga A500 and floppy drive. I am frustrated by not being able to access Protext and Prodata at the same time. I will buy more memory but am I better off buying a hard drive?

A RAM expansion increases the Amiga's memory. As programs are loaded from disk into the machine, this memory (RAM) fills up. As you have discovered, if you have insufficient memory to load more than one large program you can kiss goodbye to your multitasking abilities because there is not enough memory to fit another program in.

A hard disk is like a floppy drive except that it is faster, larger and you cannot put fresh disks in. Many of the programs you use from day to day can fit on a hard disk, so there is no need to replace it with another disk. It is a common misconception that RAM expansion and a hard drive are the same – they are not!

• HARD DRIVE CARE •

Short of physical abuse, the most dangerous thing you can do to a hard disk is switch on. The second is switch off. Toggling the power will wreck the structure and give rise to checksum errors.

The watchword is *care*. Many drives come with a park utility. It moves the disk heads to the park cylinder, an area reserved by the disk during prepping and never used by AmigaDOS. Always park the heads before you switch off, putting them out of harm's way when the drive comes back on and the platters start their spin-up phase – the point at which the damage occurs.

Parking is normally only recommended prior to moving a drive. In practice, however, if the heads are left over the surface, the power-up kick can terminally corrupt data. Many modern hard disks, particularly the Quantum models, are auto-parking, requiring no software. It is very important never to park an auto-parking drive and never attempt to use a park utility designed for use with a different system – If your drive came without a park utility, it doesn't need one.

drive? Are there any books on hard drives and the A2091 for beginners?

In practice you cannot have more than one bootable partition active at the same time, because the highest priority partition will take over the boot sequence. For instance, if you have a boot disk in DF0: and boot the machine, it starts from the floppy not the hard disk.

What you need to do is hand control from the boot partition to a second partition during startup, and this is easily achieved with a few lines of AmigaDOS code. What you put in there depends on how you have set up your machine.

Here's a typical example of a startup-sequence which hands control over to a second partition:

```
Addbuffers df0: 10
SetPatch >NIL:
Sys:System/FastMemFirst
echo "A2091 Boot transfer ↵
disk.*n"
ask "Press Y <Return> to get ↵
```

```
resident c:Execute pure
resident c:Resident pure
resident c:CD pure
mkdir ram:t
mkdir ram:env
mkdir ram:clipboards
assign T: ram:t
assign ENV: ram:env
assign CLIPS: ram:clipboards
mount newcon:
mount speak:
mount aux:
mount pipe:
Sys:System/SetMap gb
path ram: c: sys:utilities ↵
sys:system s: sys:prefs add
if exists RAM:delme
    LoadWB delay
    ; If required, start ↵
Workbench
else
    run Selector
    ; Start selector here
endif
endcli >NIL:
```

This approach suffers from a few problems – not the least of which is

The problem that you have encountered is down to insufficient storage. Your answer is to increase the memory capacity of the machine by purchasing a RAM expansion. This can be done through the trap-door, through the sideways expansion slot, or by buying a hard disk with space internally for memory expansion.

CURRENT BUN

I have enhanced my A500 with a memory upgrade, second disk drive and colour printer. I am considering buying a hard drive, and possibly the A690 when it becomes available.

I do not wish to change my computer, but am concerned that the power supply may not be able to handle the extra current required by extra peripherals. The current PSU is the original supplied when I bought the machine. How many peripherals can the standard PSU handle and, if I do buy a hard drive, should I buy a more powerful PSU?

How long is a piece of string? The A500 is designed for one extra disk drive and 1Mb of internal memory – that's it. The new A500 Plus is designed for 2Mb RAM and one extra drive. A small amount of power is available on the parallel and serial ports and the 86-pin expansion slot. This is barely enough to drive 2Mb of RAM, a small sound sampler and perhaps a MIDI interface. The problem lies with the motherboard. The tracks making up the PCB are only designed to supply a limited current – draw too much (by adding a beefy PSU and power-hungry peripherals) and the board fries.

Most bigger peripherals come with their own PSUs, so there should be no problem. However, you should be very careful on the hard drive front. First, some hard drives (such as the Protar) don't have their own PSUs as standard. Second, not all designs support a throughport and this may affect peripherals like the A690 – unless Commodore supply a through connector with the machine.

DRIVE AND MEMORY

I have just upgraded to an Amiga 1500 from an A500. I hope to buy a hard drive and memory expansion.

I have seen advertised SCSI interfaces with memory space, so is it worth buying one of these instead of an interface and memory board separately? Which is cheaper? Which option do you recommend? Also, where will I put the hard drive, as I already have two floppy drives?

In our hard drive round up, we found the best drives to be the Supra Wordsync 2000 and the GVP Series II A2000 HC+8. The Supra unit has no room for memory expansion on-board, whereas the GVP drive has

room for up to 8Mb. Bearing in mind that a memory expansion board costs around £120 without any RAM chips, the GVP unit seems to be the cheaper option.

There's no need to worry about where the drive will go. Both the card and the drive (which is fixed to the controller card) fit into one of the A1500's slots. There is no need to remove one of your floppy drives.

BRIDGEBOARD SNAIL

I purchased an XT Bridgeboard and hard disk second hand. The hard drive works fine but is it possible to speed it up (it is as slow as a floppy) and make it autoboot so I don't need Workbench floppies?

The Janus hard drives are not fast, because the XT Bridgeboard reads the data from the hard disk, and squirts it through a block of memory that is shared between the Bridgeboard and the Amiga. An Amiga program then detects this data and converts it back to Amiga files. It's just as slow the other way around if the Bridgeboard is trying to read files from a partition on an Amiga drive and controller.

It is faster if you have an accelerator in your Amiga, or if you are using a faster Bridgeboard, but not much faster. Your best bet is to keep the Bridgeboard hard drive purely for the Bridgeboard, and get a new SCSI hard drive and controller for your Amiga side.

As for autobooting, unfortunately the Amiga Janus software has to be running for the PC to boot. You can create a very simple bootdisk that will transfer control to the PC drive when it has loaded, and if you have enough memory you can create a small recoverable RAM disk and copy these files into that so you will only have to boot from floppy once after turning the power on.

OL' STARTUP BLUES

I have an Amiga 1500 with a 20Mb hard drive installed as DH0:. The hard drive was purchased second hand and I therefore have no instructions.

The drive was formatted and ran perfectly until I added a line to one of the startup-sequences on DH0. Now, every time I boot I get an error message "Invalid argument to echo" and "unknown command [1mSpirit". Spirit was resident on the hard disk as a file. All the HD files are still there, but I cannot access anything other than the autoboot files.

I did back up the disk with a PD hard disk backup program, MRBackup, but when I try to restore my work, I get a message "Can't lock dh0:" and I can't read the backup disk because it says

'not a DOS disk in df0:'. I know the hard disk is OK because although its icon does not appear, the pointer on boot is the pointer used in the HD boot.

Let's take this from the top. You are assuming the HD is OK because the correct pointer (sprite) appears. In fact, this is taken from the bootup floppy and has no bearing whatsoever on the hard disk.

What has happened is this: in editing your startup-sequence you have inadvertently split a line in two. The original probably read something like this:

```
Echo "Starting *e[1mSpirit"
```

The idea being to print the message in bold – that's what the *e[1m bit means; try it. I suspect that part of the file now reads something like:

```
Echo "Starting *e
[1mSpirit"
```

The first line will generate an error, but it won't stop the startup-sequence script. The second line will – because AmigaDOS is looking for a command file called '1mSpirit' – note the extra quote at the end. Since it can't be found the script grinds to a halt.

Now to the solution. Boot your hard disk until it stops, then enter:

```
DH0:c/ED DH0:S/Startup-J
sequence
```

Letter case is not important, but you must enter exactly that. ED should now open the offending script. Position the cursor just after the "e" part I've shown above, press the escape key (it's marked ESC) then press "J" then [Enter]. Notice how the two lines are joined. Now go through the same sequence again, using "X" instead of "J". That's the command to make ED save and exit. Wait a few seconds, reboot your machine and everything should be back to normal.

The problem with MRBackup is odd – but I'm not so surprised. Being PD, it's hardly the most stable of backup programs and my only attempt resulted in dismal failure. I suspect the hard disk must be fully booted before MRBackup will be able to work.

DRIVE AND ACCELERATOR

I would like to fit my Amiga 500 with a SCSI hard drive which offers at least 50Mb of storage and will allow me to add 8Mb of RAM to my machine by fitting RAM chips inside the drive. There are so many available on the market that I'm not quite sure which is the one to buy.

At a later date I want to add a

CSA Mega Midget Racer processor accelerator to my machine. Is this a good choice?

I've heard that the CSA unit has problems working with some hard drives, so the drive I choose will have to work with the CSA processor accelerator or whichever card you recommend.

There are quite a few 'cheap' processor accelerators but the CSA Mega Midget Racer is about the best. Another card worth considering is the B5000 from Solid State Leisure. It's a 25MHz unit as opposed to the CSA's 33MHz, but Solid State recently slashed the prices on its cards so you may well be able to pick up a B5000 cheaply.

If you're after a hard drive for the A500, then there is only one choice – the GVP Impact Series II. This superb unit is available in 52 or 100Mb capacities and offers an 8Mb RAM expansion capability onboard. What's more, it's very cheap and very fast (it's about the fastest A500 drive available!). Call Silica Systems % 081 309 1111 for more information.

GVP did encounter a few incompatibility problems between its drives and third party processor accelerators but I think these have now been ironed out. If in doubt, check with Silica before you buy.

NO MORE BOOT

After using my A590 hard drive for several months I had to reformat and re-install it. The A590 now refuses to self-boot and can only be accessed when the Workbench disk is loaded into the internal drive.

We certainly can. Under the hard disk partitioning and formatting options there is a gadget to determine if a partition is just mounted or bootable. Start the program called *HDTtoolbox* and select the gadget marked "Partition Drive" (you have to do this even if you only want a single partition). You now have two options:

- If you want the default setup of two equal partitions, just click on the gadget marked "Default Setup".

- If you want a specific setup, click on the button marked "Advanced Options". This allows access to no less than eight more gadgets.

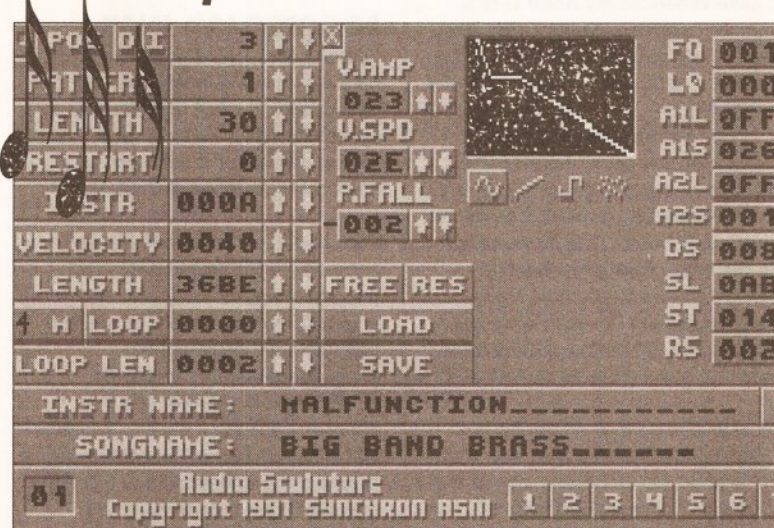
Now click on the word "No" in the box next to "Bootable?".

Click on the OK gadget to return to the main screen. Finally, click on the "Save Changes to Drive" gadget and exit. Your A590 should now boot as normal.

It isn't usually necessary to reformat and re-copy Workbench after this operation since it only sets a flag in a private area of the disk.

Music for the Masses

Whether you're a budding Beethoven or a suffering SEAL, AudioSculpture could be the tool to launch you to international stardom. Jason 'tone deaf' Holborn puts it to the test



AudioSculpture's AM Editor will enable you to create purely synthetic sounds which eat up very little of your RAM

Considering the Amiga's musical talents, there's not been much software produced which really taps this power.

Based on the infamous Sound Tracker, AudioSculpture looks promising, but is it any good?

Isn't it strange that despite the undoubted power of the Amiga's sound hardware, very few programs have been written which truly exploit it. Sure, there are absolutely loads of samplers available which will enable you to 'grab' a sound from the real world and apply different effects, but try using those samples to write music and you'll soon realise that there's not an awful lot out there.

It seems that developers have given up on the non-MIDI Amiga music market. Perhaps one very good reason for this is the dominance of the Sound Tracker, a rather complex music composition program that started life as a commercial product but eventually found its way into the PD libraries in the form of clones. No-one is quite sure how Sound Tracker clones came about or indeed whether they're kosher or not (they are all based around a commercial product!). One thing is for sure - Sound Tracker clones are here to stay.

BACK ON TRACK

With so many PD Sound Tracker clones now doing the rounds, some would say that a commercial Sound Tracker is doomed to fail, but that's not the view held by the Software Management Group. It has just released AudioSculpture, a sound chip-based music composition system that bears more than a passing resemblance to the established look and feel of programs such as ProTracker, NoiseTracker and a host of others.

Like most Sound Tracker clones, AudioSculpture is primarily a sample-based sequencer, although you can connect up and use MIDI instruments via a suitable MIDI

interface. Unless you do intend using MIDI though, you can only play four samples simultaneously. This isn't a restriction in the software, simply a restriction of the Amiga's sound hardware. Several Tracker clones have managed to get around this limitation - OctaMED in particular - although sound quality often suffers as a result. I'm surprised though that AudioSculpture doesn't also support eight channels - especially when you consider its rather high price!

PRETTY PATTERNS

Upon loading AudioSculpture, you're presented with the now familiar Sound Tracker-like display. At the top of the screen you'll notice a set of tape transport-like control gadgets which - not surprisingly - are used to start and stop play and record operations. To the left of this is a panel containing a further set of parameter gadgets, the use of which isn't quite as obvious as the tape transport controls. Each 'parameter' within this panel has two associated gadgets which allow you to increment or decrement their value. Eg, there's an 'Instrument' parameter which allows you to select an instrument from those you have loaded.

Running along the bottom half of the screen is the Matrix Editor which is very much where the action takes place. This is the part of the program which you'll find yourself using the most as it is used to enter the performance information (notes basically) which make up your composition. The Matrix Editor is split into four sections, one for each track. In turn, each of these tracks is split into 64 vertical steps, each of which can hold a single note event.

Why only 64 steps? I hear you ask. Well, this gives away another limitation of all Tracker clones. Unlike a 'real' sequencer like Music-X, you can't just bang in your music from start to finish and expect AudioSculpture to record the lot (musicians call this 'Linear

Composition'). Instead, your music must be split into 'patterns', each of which cannot contain more than 64 events per track. These patterns are then arranged into sequence to form your song. This approach may appear to be limiting to anyone used to the likes of Music-X, but you'll get used to it. If anything, pattern-based composition can save you work because patterns can be used over and over again within the same composition, although you'll have to plan your music far more in advance.

SOUND ON SOUND

Before you can write anything remotely musical, the first thing you must do is to load an instrument. AudioSculpture supports two different types of instruments - the

good old sample (which eats lots of RAM) and synthetic sounds (which eat up very little). Samples are the most impressive, but synthetic sounds can be useful if RAM is a tight. What's more, they have a harsh analog sound to them, so fans of Rave and Acid music will probably fall instantly in love with them.

AudioSculpture comes complete with a respectable selection of samples which cover a wide range of musical styles and tastes. There is the usual collection of bass and snare drums, hihats and toms for percussion tracks, some very nice bass sounds but there's a definite lack of decent lead instruments and not a single string sound in sight. You'll probably find the bundled sounds fine for a while, but you'll

BEGINNERS

What is a Sound Tracker?

'Sound Tracker' is used to refer to a music program that was released in Germany a few years back, but its meaning has since changed to describe a type of program - a sound tracker utility.

Sound Trackers are music programs designed to enable programmers and other non-musicians to easily compose

BEGINNERS START HERE

BEGINNERS

music using the Amiga's sound

chip. As a result, much of the music you'll hear in games software was written using a Sound Tracker or something similar. The Sound Tracker has become such a standard among programmers that even languages like AMOS and Blitz BASIC provide support for them, so they're ideal for this application.



Musicians will probably hate AudioSculpture's Matrix Editor, but programmers will love it! It's definitely not the most spontaneous way to edit samples

soon tire of them (I certainly did!). Thankfully AudioSculpture isn't tied to some stupid preset list, so you can pull in sounds from other disks when you want.

You can record events into the Matrix editor in two ways. The first is to simply scroll up and down through the track you're editing using the cursors and then stamp down the note that you want. This method of editing is fine for highly ordered passages – drum tracks and basslines etc.

A more natural method of entering performance data is realtime entry. If you've got a MIDI keyboard attached to your Amiga, you can play directly into AudioSculpture. Don't expect the recording resolution of Music-X – if you're slightly out of time, AudioSculpture will pick this up. There's quantization either, so any tidying up has to be done by hand afterwards.

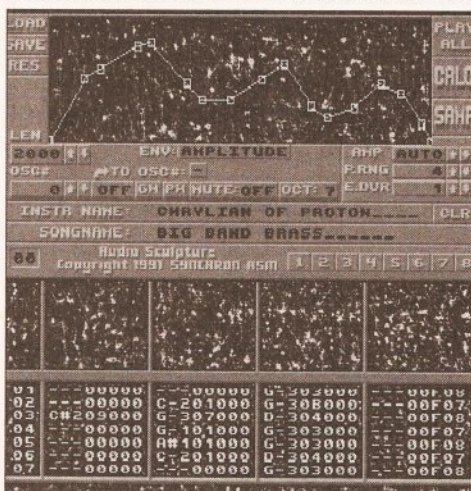
If you don't own a MIDI keyboard, then performance data can be entered using the Amiga keyboard. AudioSculpture assigns notes to keys on your keyboard, so you can still play in your killer lead. Obviously this method doesn't quite compare to real ivories, but it does the job.

S-S-SAMPLE EDITING

If the samples supplied with AudioSculpture don't quite meet your

approval, you can edit them using the built in sample editor. If you've ever used programs like AudioMaster you'll feel right at home because AudioSculpture's sample editor looks and behaves like most other sample editors. When you first enter it, the selected instrument is pulled in and displayed as a waveform at the top of the screen.

In true AudioMaster style, sections of sample can be cut out, copied and pasted down simply by highlighting the section you're



One very interesting feature is AudioSculpture's vector synthesis module which applies analog envelopes to samples creating weird effects

seems to jump either forwards or backwards often resulting in a section of sample that you don't want being highlighted.

MOODY MOOG

Samples can be edited further using AudioSculpture's vector synthesis facility. This powerful tool creates synth-like instruments by applying an analog envelope to the selected samples. Using this can be a hit or miss affair – sometimes the resulting sample can sound brilliant but – more often than not – it'll sound naff. Again, experimentation's the key.

Speech can be added to your compositions. Simply by entering a line of text, AudioSculpture translates what you have typed into speech which in turn is converted to a sample. The quality of this speech is not brilliant, but experimentation with the parameters can produce interesting results. However, the speech sounds more like a robot with an attitude problem than any human I've ever met (then again...).

Purely synthetic sounds can also be created using AudioSculpture's AM synthesis module. Anyone who's

interested in using the mouse. Samples can also be tuned, their volume increased and decreased and you can even create a 'chorus' effect using the 'Chord' tool. What's more, sample editing isn't restricted to pre-recorded samples –

providing you have a sound sampler that runs through the parallel port (most do), you can grab fresh samples from just about any audio source including CD players (for best results), personal hi-fis and even a microphone.

One problem I encountered was AudioSculpture's dislike for the end of samples, ie, its highlight tool seems to ignore them completely, resulting in a glitch

if the end of your sample doesn't end in silence (which, let's face it, they rarely do). The highlight tool doesn't always select the exact area you want either – even if you're in zoom mode, once you let go of the mouse button, the highlight

used to the analog synths of old will love this part of AudioSculpture because it allows you to create the kind of squelchy acid-like sounds made famous by such wondrous synths as the Moog, OSCar and (my personal favourite) the Prophet 5.

CONCLUSION

There's no doubting that AudioSculpture is impressive, but who's going to pay £50 for a program that isn't that different from the many PD Sound Trackers?

AudioSculpture is one of the best 'Tracker clones to appear on the Amiga, but to ask £50 for it is ludicrous. PD programs like ProTracker may not be as polished as AudioSculpture, but no amount of tarding up could ever make up for the price difference!

If you want a commercial Sound Tracker utility, buy OctaMED instead and spend the remaining £30 on a 2-year subscription to Amiga Shopper! **AS**

SHOPPING LIST

AudioSculpture £49.95
by Expose Software, 2a Rue Tonin
Magne 13320, Gemenos, France

Distributed in UK by:
Software Management Group
150c Main Street
Bingley BD16 2HR
☎ 0274 562999

CHECKOUT AUDIOSCULPTURE

Ease of Use ●●●○○○
Easier than the average Sound Tracker, but still far from user friendly.

Features ●●●○○○
Not quite as feature-packed as OctaMED, but AudioSculpture compares well to its PD rivals. It would have been nice to have had some form of score editing though.

Documentation ●●●○○○
The manual is well produced, but it doesn't seem to tell a lot. Most people aren't used to Sound Trackers, so a tutorial wouldn't have gone amiss.

Accessibility ●●○○○○
Producing individual patterns is simple, but the process of stringing these together to form a song is a real pain. How about an arrange page for version 2 chaps?

Price Value ●○○○○○
AudioSculpture doesn't really offer anything that can't already be found in most decent PD Sound Trackers so the £50 asking price is just plain stupid.

Overall rating ●●○○○○
If AudioSculpture was to be sold for something like £15, I could see it doing well. As it stands, you'd be foolish to pay more than that. Buy OctaMED 2 instead!

AUDIOSCULPTURE VS OCTAMED

Disregarding the many PD Sound Tracker clones available, AudioSculpture's only real commercial rival is Teijo Kinnunen's OctaMED 2. It's not quite as nicely packed as AudioSculpture but the program itself leaves AudioSculpture standing. Here's what it has to offer –

8 Channels of Sound – While AudioSculpture only gives you four channels of Amiga sound, OctaMED author Teijo Kinnunen has beaten the limitations of the Amiga hardware. As a result, up to eight samples can be played at once.

Score Editing – AudioSculpture's matrix editor is great for drum machine programmers, but it's not the most natural way of working for other musicians. With OctaMED you choose between a matrix editor and a score editor. The score editor allows you to build up patterns by placing notes on to a staff. You can also view your composition in score format.

Editing – Editing is also far easier in OctaMED. Sections of music can be cut, copied and pasted simply by dragging out a rectangle around the bits that you're interested in. OctaMED also does automatic record quantization, therefore keeping your music in time.

MJC COMPUTER SUPPLIES

Suppliers of Discount Software since 1984

Educational, Local Authority and government orders welcome. European orders please call or write for a quotation. All goods subject to availability, prices subject to change without notice. E&OE.

Prices include VAT and delivery by post.
Courier delivery available on request.
Please allow 5 days for cheque clearance.

TO ORDER: Credit card orders can be placed by calling the telephone number below - or send a cheque/PO's made out to MJC Supplies to:

MJC SUPPLIES (AS)
Unit 2 The Arches, Icknield Way,
Letchworth, Herts. SG6 1UJ.
Tel: (0462) 481166 (6 lines)

1 Meg Memory for the A500

1 Meg internal (trapdoor) expansion, latest 4 chip design with battery backed clock
MJC PRICE £25.95

NEW - A500 PLUS 1Mb Expansion

1Mb expansion for the A500 Plus - fits in the trapdoor taking your memory to 2Mb - no internal fitting
MJC PRICE £44.95

SUPRA 500RX EXPANSIONS

New memory expansion for the A500 - plugs directly into the HD expansion port - NO INTERNAL CONNECTOR REQUIRED

SUPRA 500 RX 1Mb (expand to 2Mb)	£99.95
SUPRA 500 RX 2Mb (expand to 8Mb)	£159.95
SUPRA 500 RX 4Mb (expand to 8Mb)	£219.95
SUPRA 500 RX 8Mb (expand to 8Mb)	£349.95

CUMANA CAX 354 DISK DRIVE

Quality brand name 3.5" second drive includes thru port, disable switch and FREE Virus X Utility
MJC PRICE £54.95

NEW ROCLITE RF382C DISK DRIVE

New super slimline, super quiet second drive.
MJC PRICE £57.95

A1500/2000 MEMORY EXPANSIONS

SUPRARAM memory cards with space for up to 8Mb	
SUPRARAM with 2Mb fitted	£149.95
SUPRARAM with 4Mb fitted	£199.95
SUPRARAM with 6Mb fitted	£259.95
SUPRARAM with 8Mb fitted	£299.95

GVP SERIES II A1500 HARD DRIVES

Quality GVP controllers with Quantum drives plus the ability to add up to 8Mb memory (Simms)

52 Mb (11ms) version	£289.95
120 Mb (11ms) version	£479.95

SIMMS Modules - £69.95 per 2 Meg

NAKSHA UPGRADE MOUSE

280 DPI quality replacement mouse - pack includes Mouse House, Mat and Operation Stealth game.
MJC PRICE £21.95

AMIGA WORDPROCESSORS

Kind Words 2 (not A500 Plus)	£29.95
PenPal	£54.95
WORDWORTH v1.1 - SPECIAL OFFER	£75.95

PROTEXT - VERSION 5.5

Latest version of this best selling word processor for those wanting serious processing power, includes new 110 000 word dictionary and Thesaurus (1 meg).
MJC PRICE £99.95

PROTEXT V4.3 - half price	£49.95
PRODATA V1.2 Amiga	£64.95

PROTAR VISTO MONITOR

Based on the Phillips CM8833 the Visto has improved interference suppression and comes complete with all leads.

NEW LOW PRICE £219.95
Free Courier delivery on Protar Monitor.

GVP SERIES 2 A500 DRIVES

Features on board Ram expansion to 4/8Mb with high speed FAASTROM controller. Autobooting, includes excellent easy installation software.

GVP SERIES 2 52Mb version	£369.95
Free courier delivery on these Hard Drives	
SIMMS Modules - £69.95 per 2 Meg	

AMIGA EDUCATIONAL

FUN SCHOOL -

probably the best selling Educational Software for the Amiga - great sound and graphics and now conforms to the National Curriculum (FS3 & FS4)

Fun School 2 - 8 programs per pack

Fun School 2	under 6	£12.95
Fun School 2	6 to 8	£12.95
Fun School 2	over 8	£12.95

Fun School 3 - 6 programs per pack

Fun School 3	under 5	£15.95
Fun School 3	5 to 7	£15.95
Fun School 3	over 7	£15.95

NEW - Fun School 4 - 6 programs per pack

Fun School 4	under 5	£16.95
Fun School 4	5 to 7	£16.95
Fun School 4	7 to 11	£16.95

All Fun School programs will work with a standard 512k Amiga and the new A500 Plus.

KOSMOS Answerback Junior Quiz -

includes 750 general knowledge questions and game reward£14.95

Answerback Senior Quiz -

as above but for age 12+£14.95

Factfiles - add-on question packs for the Answerback Quiz:

Factfile Spelling (6-11)	£7.95
Factfile Arithmetic (6-11)	£7.95

KOSMOS Language Tutors: with a vocabulary of over 2500 words + the ability to add your own - up to GCSE level:

French Mistress	£14.95
German Master	£14.95
Spanish Tutor	£14.95
Italian Tutor	£14.95

KOSMOS Maths Adventure: The latest offering from Kosmos covers the National Curriculum maths using a series of four games. There are four difficulty levels and a record of performance can be kept and printed out. (6-14)£17.95

VIDI AMIGA

NEW - TAKE 2

New Animation package from Rombo
MJC PRICE £79.95

VIDI COLOUR SOLUTION

Vidi Colour package - including Vidi Digitiser, Vidichrome software and free Photon Paint
MJC PRICE £84.95

RGB SPLITTER - for use with Vidichrome or Digiview. (includes PSU)
MJC PRICE £59.95

COMPLETE COLOUR SOLUTION

Package includes Vidi Amiga, Vidichrome and the RGB Splitter for a complete colour digitising outfit.
NOTE: For best colour pictures you require a video camera or perfect still frame VCR

MJC PRICE £129.95

Complete Col Solution + Take 2 £179.95

VIDEO TITLING/PRESENTATION

Big Alternative Scroller	£42.95
Broadcast Titler II	£159.95
Broadcast Font Pack	£89.95
Broadcast Font Enhancer Pack	£89.95

ZVP VIDEO STUDIO

Great Video Production package
(1 Meg + 2 drives)
MJC PRICE £89.95

RENDALE 8802 GENLOCK

Quality Genlock offering both Foreground and Background modes.

MJC PRICE £159.95

8802 MODE SWITCH BOX - £29.95

AMOS - The Creator

AMOS V1.2 - The Language	£32.95
AMOS COMPILER	£19.95
AMOS 3D	£21.95

MISCELLANEOUS

Deluxe Paint 3 Video Tutorial	£17.95
Stereo Master	£29.95
Techno Sound Turbo	£29.95
Personal Finance Manager	£22.95
Maxiplan Plus	£34.95
Home Accounts 2	£36.95
DELUXE PAINT 4	£59.95

LCL SOFTWARE

Primary Maths Course (3-12)	£19.95
Micro Maths (GCSE level)	£19.95
Micro French (GCSE level)	£19.95
Micro English (GCSE level)	£19.95
Reading and Writing Course	£19.95

PRISMA Prof Plays A New Game (4-9)

Designed to teach youngsters a sight vocabulary of 63 words, the pack includes 5 easy reading books and an audio cassette£19.95

SOFT STUFF Magic Storybook (5-14)

Five animated stories featuring great sound and graphics plus the ability for children to "edit" the stories adding different sounds and graphics - even make up their very own story! (1 meg)£23.95

HOORAY FOR HENRIETTA (age 5-12)

Making maths fun - covering the four basic maths operations with 8 skill levels and a parent section for customisation£17.95

HENRIETTA'S BOOK OF SPELLS£17.95

Further information on our Educational range is available in our Educational Supplement - on request

VISA

Remember - prices include VAT & delivery!

Access

10 Top tips for Workbench

In this new series we'll be giving you advice and tips on how to get the best from your Amiga, its add-ons and its software. This month, Cliff Ramshaw reveals the secrets of Workbench

Much of the Amiga's power goes unnoticed by the new user, who instead often becomes frustrated at its apparent inability to carry out a simple task. Much of this frustration can be avoided by learning the little tricks and tips that make life easier.

Here we present you with ten tips for getting to grips with the Amiga's Workbench. Avoid all that tiresome rummaging through countless reference manuals. Read on, and become a power user...

1 Drawers – a convenient means of filing programs and data. Placing something in a drawer is a matter of selecting its icon, dragging it over the drawer and releasing it. A new drawer is created by making a copy of the existing Empty drawer. (Select Duplicate from the Workbench menu). This can be renamed and placed wherever you like.

Have an organising principle behind your drawers. You might choose to place all of your DTP software in one drawer, all of your programming languages in another, and all of your graphics files in a third. There may well be drawers within each of these, determined by each package's requirements.

2 The Trashcan – get ride of an unwanted file by dragging its icon into the Trashcan; even a drawer and its contents can be deleted this way.

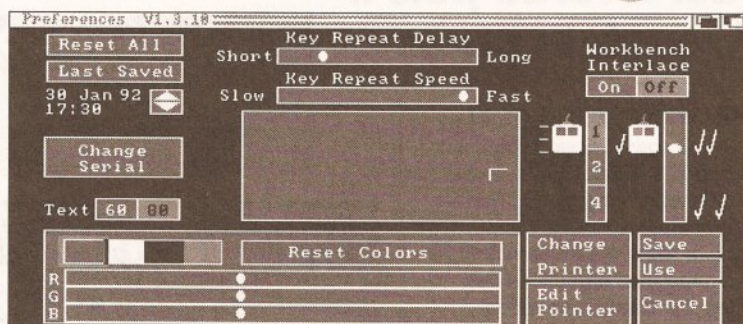
Nothing is actually removed from the disk until you click on the Trashcan and then select Empty Trash from the Disk menu. Until then you can double click on the Trashcan and it will reveal its contents in a window.

3 Snapshot – is used to reposition icons and windows.

If you want to move an icon to a different area in its window, select it and move it to its new home. Then select Snapshot from the Special menu, thus storing its new position.

Windows can be moved around the Workbench screen and re-sized in a similar manner – to do this the window alone must be selected.

You can Snapshot several icons



Top tip 4 – From screen size to mouse speed, you can customise your whole set-up with the aid of the Preferences screen. Printer and serial port (used for modems) settings can also be altered

by multiple selection. While holding down the [Shift] key, select each icon in turn by single clicking on it. They should all become selected. Now choose Snapshot; all of their new positions will be remembered.

4 Preferences – the Preferences program, found in the Preferences drawer of Workbench, enables you to customise various Workbench settings: screen colours can be altered with the slider controls at the bottom left of the screen; the sensitivity of the mouse can be adjusted such that a physical movement corresponds to a varying degree of movement in the screen pointer; and the delay between a left mouse button double click can be altered, as can the key repeat speed.

You can choose between having 60 and 80 characters in a column – 60 columns is easier to read on a TV. There is also a choice between interlaced and non-interlaced screens. An interlaced screen has twice as many horizontal lines in it, and as such it can display twice as much information.

5 Initialize – prepares disks for use by the Amiga. Any blank disks you buy must go through this process

before anything can be stored on them. If you initialise (sometimes called 'format') a disk already in use, then all information stored on the disk will be lost.

To initialise a disk, put it in the drive, click on its icon once and select Initialize from the Disk menu.

6 Duplicate – copies the entire contents of one disk to another. Click on the disk to be copied and then select Duplicate from the Workbench menu. You will be asked to periodically insert the source (the disk you are copying from) and the destination (copying to) disks as the process goes on.

Duplicate can also be used to copy files. Select the icon and then Duplicate.

7 Copying files without icons – often necessary when copying PD programs to Workbench or hard disk.

If a file doesn't have an icon, the only way you can see it is via the Shell. Open the Shell and make the Dir, Copy and Makedir commands resident by typing:

```
resident c:dir
```

and so on. Then insert your PD disk

and find out what is on it by typing 'dir'. Transfer each of the listed files to your destination disk using the Copy command:

```
copy df0:FileOfInterest J
MyDisk:
```

Other files will be held in directories. If directories with the same names already exist on your destination disk, then copy the files into those directories. Otherwise, make a directory of the same name on the destination disk:

```
makedir MyDisk:NewDirectory
```

and then copy the files across.

8 Info – among other things, this Workbench menu option can be used to link a project with its parent application. If you have a program written in AmigaBasic, then you can write the name of its application and where it can be found in the Default Tool box of the file's Info window – in this case 'Extras 1.3:AmigaBasic'. You can then use the project by clicking on its icon instead of having to click on its application first and loading the project from there.

If you later move the application to another disk, you can modify the Default Tool box in the project's Info window to point to the application's new location.

9 SetMap – tells the Amiga which national keyboard you are using. It is found in the Systems drawer.

Click once on SetMap, select Info from the Workbench menu, click in the Tool Types [Add] box and type:

```
KEYMAP=gjb
```

(The first word *must* be in capitals.) Press [Return] and click on [Save]. Now run the SetMap program by double clicking on it, thus setting up your keyboard as a British one.

10 RAM Disk – can be used like an ordinary floppy disk, but is faster and its size is limited only by the memory available.

Periodically save your work to floppy, because a power loss or a reset will erase its contents. **AS**

Pack a devil of a punch

"This package arrived as I was in the middle of some *Devpac 2* work – giving me the chance to check out differences between the releases..."

Hisoft's 68000 *Devpac* Amiga assembler package has been around for quite a few years and during that time a large user-base has formed. Most *Devpac* users will tell you that the package is popular for two main reasons. Firstly, it is a robust program which does the job that it is supposed to do. Secondly, it has proved to be a stable, well supported product!

So, since *Devpac* has been an undoubted success, why make major changes? Well, new Motorola 68000 family processor/coprocessor units have appeared and the *Devpac* assembler needed to be updated to allow code production for these new units. The *Devpac* editor and the *Devpac* debugger were also (despite their robustness) beginning to look dated and, to cut a long story short, it was decided that major revisions in this area were essential. Workbench 2's even more user-friendly goodies, provided food for thought and the end result of the development work, *Devpac 3*, has now been released...

Before getting stuck into the review proper there are a few things which need to be said: with most products a reviewer's job is simple – you look at the product and speak your mind! With programming tools such as an assembler environment it is not so simple because there are likely to be two distinct review-reading audiences – competent 68K Amiga coders who primarily want to know what the latest *Devpac* offers... and programmers (perhaps already familiar with languages such as Basic or C) who would like to make a start with 68000 coding but are not quite sure what to expect.

I'm not going to turn this review into a 68K programming tutorial but I will try and explain the purpose, and the benefits, of some of the *Devpac* facilities. The main tools (the editor, assembler, and debugger) will come under the usual close scrutiny but, as well as discussing points of interest for new users, I'll look at what's on offer for existing *Devpac* users who are thinking of upgrading.

HiSoft has released a major upgrade to its assembler package. It's called *Devpac 3*. Paul Overaa puts it through its paces

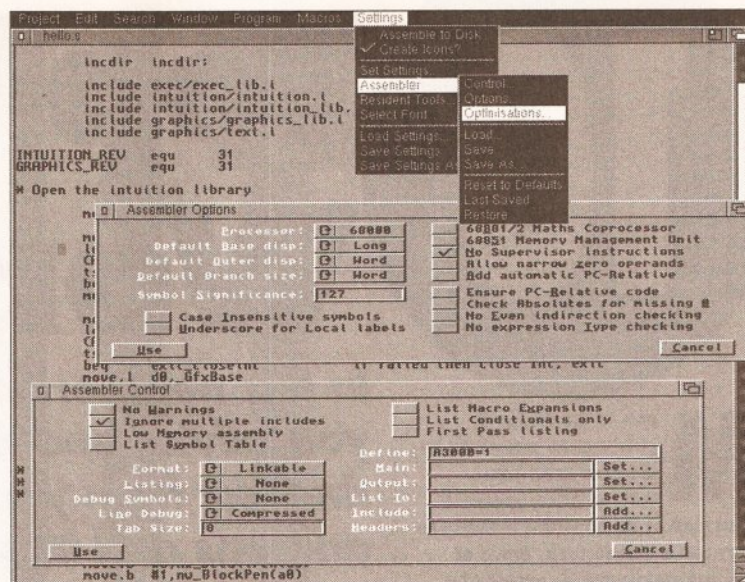
THE DOCUMENTATION

When you open *Devpac 3* you'll find four disks, a manual, and a pocket 68000 programming guide. The disks actually constitute two separate two-disk sets each being a main 'programs' disk plus a disk holding the Commodore official include files, linker libraries, function description files etc. One set has been created with Workbench 1.3 users in mind, and the other for new Workbench 2 users. *Devpac 3*, as with earlier releases, will run on anything from a basic 512K A500 machine upwards and, since the disks are not copy protected, it can easily be installed on a hard drive.

THE DEVPAC EDITOR

The new editor, and its menu system, has been well planned and both versions make extensive use of Workbench 2 style requesters and gadgets. You'll find action gadgets and buttons, check-box gadgets, radio buttons and gadgets that cycle through options when selected. File operations now use the ARP (or the ASL in the case of the Workbench 2) requester so all file operations have become a lot easier. One of the big changes is that the editor lets you work with multiple files and even allows you to open more than one window in the same file (handy for multiple copy and paste operations between different areas as you don't have to keep moving between the source and destination sections).

It's the Edit menu that provides the new clipboard cut/copy/paste facilities and the good news is that these can now be done by proper mouse-controlled marking, ie by holding the left mouse button down



These days with the new release of *Devpac 3*, you don't even need to work from a Shell window

• JARGON BUSTING •

If the world of assembler, and its associated jargon, is new to you – check out the languages column in last month's issue!

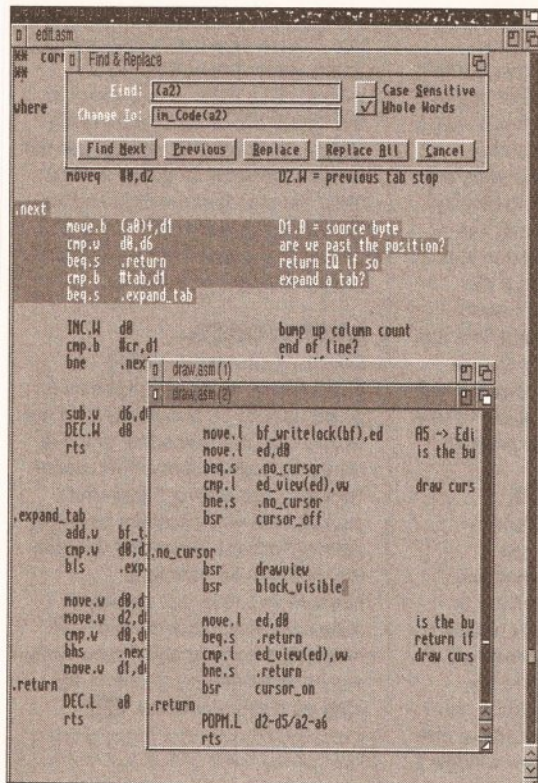
WHY BOTHER WITH 680x0 ASSEMBLER ANYWAY?

Assembly language programs run fast and knowing something about your machine at this level of programming will help you get a gut feeling for what computing is all about. As you've probably guessed all Amiga languages end up generating 68000 code (they have to otherwise the final programs wouldn't run) – so what is it that actually makes code written by assembler programmers run faster than the equivalent 68000 code generated by programmers working with high-level languages? The answer is that the assembler programmer can make sure that their final code is efficient. Here's a typical example...

As you doubtless know, the Amiga has a vast number of pre-written routines (organised as a collection of units called run-time libraries) available. These libraries are accessed indirectly via a jump table immediately below the library's in-memory base address and by using negative offsets called LVO values the programmer can specify which routine is to be called. These routines are used by placing the library's base address in register a6, using the LVO as a displacement value, and performing an indirect subroutine call.

Now let's consider what happens with a conventional C compiler: the compiler starts by pushing function call parameters onto the stack. Now when you are calling an Amiga library function this is a total waste of effort because at the end of the day the Amiga run-time libraries expect parameters to present in the 680x0 processor registers. The bottom line is that, before the real library function call can occur, the parameters (so carefully placed on the stack by the compiler generated code) have to be immediately copied back into suitable processor registers. The code stubs which do this are part of the *amiga.lib* library and this, plus the fact that the LVO values are also needed, is the reason why C programmers usually link their code with the *amiga.lib* library in the first place.

The resultant C code therefore ends up doing a lot of unnecessary work and of course this slows the program down. By placing library call parameters directly into the appropriate 680x0 registers the assembly language programmer can eliminate that type of inefficiency very easily indeed. (To be completely fair, compilers, such as Lattice/SAS C, do now support register based parameter passing but it is a fairly recent facility).



The new editor makes program editing a piece of cake

and wiping the mouse over the area of text or program-code you wish to mark for copying. Being able to view and copy sections between different windows of different projects is a major plus for the new editor.

SEARCH SOLUTIONS

The Search menu now offers improved (easier to use, better looking and faster) requester-based 'find' and 'find-&replace' options, and a bookmark scheme enabling you to use up to ten place-markers within a project. Also provided is a macro facility which lets the editor learn, and replay, useful sequences of keystrokes. It is however a fairly basic 'single definition with multiple repeats' option and keystroke macros cannot be saved to disk.

A Settings menu allows you to set the editor and assembler controls and define the usual types of global settings for tab size, end-of-line behaviour, auto indenting, automatic back-up creation and so

project.

The assembler options themselves are grouped into three separate requesters which are called up by selecting one of three items on the assembler settings sub-menu. A control requester provides control over basic assembler operation, source and destination file paths, listing control etc. The Options requester gives access to the more technical assembler settings (identifying processor, coprocessor and MMU types, ensuring PC-relative code, producing local label underscoring and so on). The third requester provides a range of assembler optimization settings.

As with earlier Devpac editors the new version provides automatic location of errors in the source after

on. Window arrangement is controllable by a menu which allows the view arrangements of the various project windows to be altered (stacked, diagonally offset etc.) Most editor settings can be saved to disk and when the editor has been asked to create project icons, things like bookmark settings can also be stored with the

assembly (via find error, previous error and next error menu options). Create the source code using the editor and select 'assemble' from the program menu. Edit/assemble until the assembly process is error free and you'll then be able to run the code directly from the editor's program menu. In short it is possible to create, assemble, debug, run and save your code without ever leaving the Devpac environment!

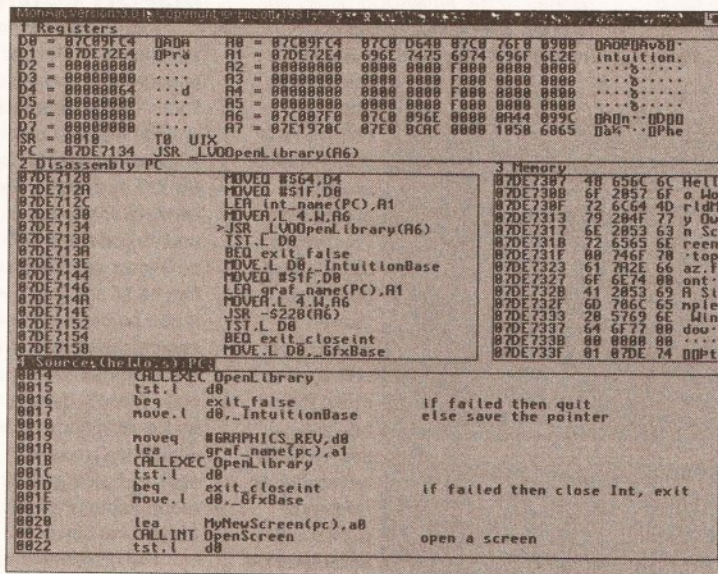
As usual with larger programs there are more options than space permits us to talk about - you are, for instance, also able to make the assembler and/or debugger resident, control font usage, set the editor's

errors' cycle becomes very fast.

At the end of the day the important thing is that Devpac 3 environment, with the editor as the main anchor point, still has all that made Devpac popular in the first place but it has become much more user-friendly. The ease of use and better integration will appeal to competent 68000 coders and newcomers. The former will find that the new type of environment saves time, the latter that the process of creating an assembly language program becomes far less traumatic!

First impressions of the new editor have been very favourable but

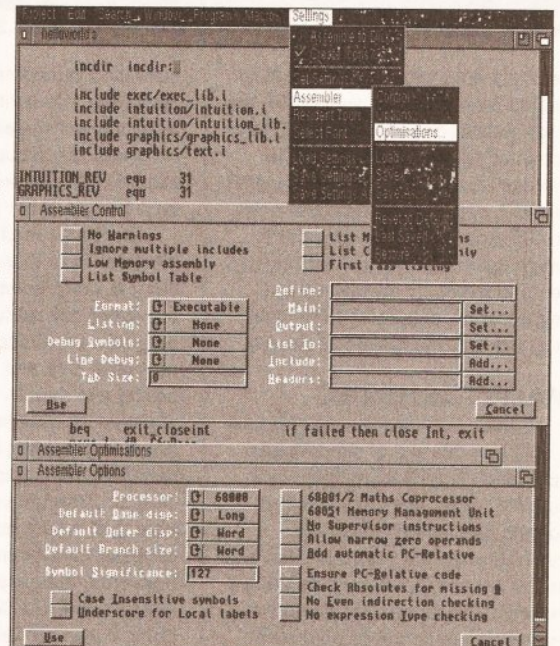
there are a couple of areas where additional improvements could still be made. I'd like to see a current line number indicator somewhere on the editor display (say in the scroll bar). It would also be nice if sections marked out and high-lighted by 'mouse selecting' remained high-lighted after being copied to the clipboard buffer - this would provide a permanent reminder of the current clipboard contents. At the moment the high-lighting disappears the moment the marked section is copied to the clipboard buffer.



The Devpac debugger - brilliant and very powerful

printing parameters and make projects read only (so that you don't inadvertently alter a file that you've opened to use just as a clipboard source document). Many options have Amiga-key menu shortcuts or Shift, Ctrl or Alt keyboard sequences so experienced users can bypass the sometimes time-consuming menu operations if they so choose.

The Devpac editor comes across as being similar to, but in many ways much better than, products like the Lattice/SAS's LSE editor (no AREXX links though). It is powerful, has a modern look, and because it provides direct links to the Devpac assembler and debugger the end result is that the whole 'edit... assemble... re-edit to correct



Setting up the environment just couldn't be easier

THE DEVPAC ASSEMBLER

Devpac's assembler is called GenAm and it is a fast full-spec version which can be used both from the editor menu or as a stand-alone program. GenAm, as existing users will know, has all the 'bells &

SUMMARY OF NEW DEVPAC 3 FEATURES

The editor has been greatly enhanced and now offers multiple-file editing with full mouse-controlled cut-&-paste facilities, enhanced menu selection and a 'Workbench 2 style look' (even when running under Workbench 1.3).

Especially useful editor features include the ability to open individually scrollable multiple windows on the same file, bookmark set and locate facilities, a macro recording facility for memorising complex keypress sequences, and powerful assembler/debugger integration options.

The assembler now supports 68000-68040, 68332, 68881/2 and the 68851 MMU. It can produce S-records, can generate and process pre-assembled include files and can create more source-code tracking debugging info. On the debugging side things have also changed... the Devpac debugger has a new look (which includes an updated register display) and a very flexible, user-configurable, multi-window arrangement. The debugger can, incidentally, now handle multiple files.

whistles' expected of a modern day assembler – it provides comprehensive expression handling supporting *, /, +, -, =, bitwise and/or/xor/not, left and right shifting and the usual inequality operators. Like many assemblers it supports decimal, hex, octal, binary and character constants but the new version also offers floating point constants for 68881/2 coprocessor applications. *Devpac* does allow the use of local labels and, by default, all label names are significant to 127 characters.

As far as assembler control is concerned GenAm has all the usual options: if for instance you want to suppress warnings, ignoring multiple-file includes, eliminate symbol-table and macro listing and create a runnable (executable) end file... then

for a file of the same name but with a .gs extension... if such a file is found GenAm will assume that it is a pre-assembled equivalent and will use it in preference to the file originally specified. The benefit of using such pre-treated files is faster assembly times and Devpac's symbol table generation option can be used to good effect with the Amiga system headers themselves.

The assembler can now generate executable code, linkable code, and Motorola standard S-records (a format used by EPROM programmers) and it includes a number of options for providing debug data in its output files. SYMBOL hunks (as defined by the AmigaDOS binary file format), LINE debug hunks (recognisable by Lattice/ SAS's

CodeProbe), and compressed HCLN chunks are all supported. The purpose of including such data is that it enables the debugger to make the original source-code labels visible reference points in the disassembled code. Because the final code size is

MonAm is a low-level debugger able to step through a program displaying code instructions, 68000 register contents, processor status, and memory contents in hex or ASCII form as it does so. If you have included debug info in your program the MonAm can use that to display your original program labels. The debugger can also be used to look at compiler written code and if the package that produced the code included line number debug data it is even possible to view the original source code! GenAm is powerful and its major feature is this ability to use symbols from the original program.

DISPLAY CONTROL

The new version of MonAm supplied with *Devpac 3* has undergone some major changes. Four window types are defined to provide views of processor details (register contents, flag values etc.), 68000 mnemonic disassembly, memory contents hex or ASCII, and source code. Up to five windows can be shown simultaneously – window 1 can be of any type – windows 2 and 4 can be memory disassembly or source code – whilst windows 3 and 5 are restricted to memory displays only. There's quite a lot of freedom as far as window arrangement is concerned (most can be widened, split and arranged) so there is far more display control than with earlier GenAm versions.

The disassembler now recognises all 68000 family processor instructions, including the 68040, maths coprocessor and MMU instructions. The register display has of course been updated to show the registers available on the newly supported processors. GenAm windows can now be locked to allow interactive monitoring of complex data structures and any number of source files may be loaded into each window along with any associated line number debugging info. Multi-module programs can therefore be single-stepped line by line from your source files. Two powerful new operators are provided which convert a program address into a source-code line number and locate any part of the program from its source position.

Like the *Devpac* assembler, the MonAm debugger program can also run as a stand-alone program but most users will of course access it directly from the menus of the *Devpac* editor program.

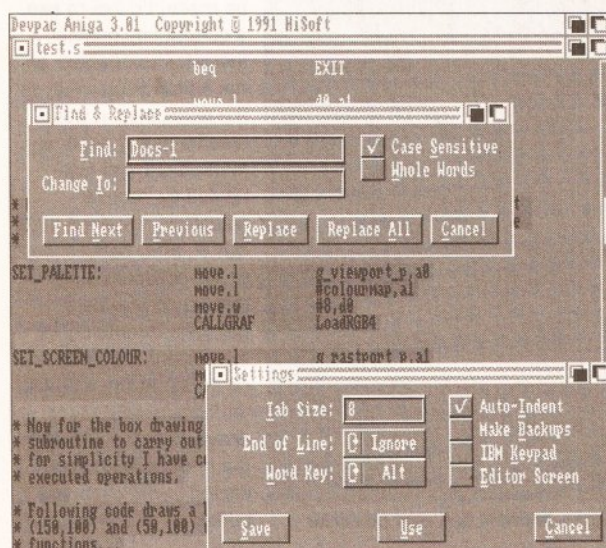
OTHER COMPONENTS

As well as the editor, assembler and debugger the *Devpac 3* package includes Blink, the Amiga's de facto standard linker, a program called SRSplit which is an S-record splitter utility and a utility called FD2LVO

which converts Commodore FD files into include files containing direct library vector offset data (LVO values). This latter is equivalent to the ConvertFD utility supplied with *Devpac 2*. You do, of course, get the Official assembly language include files, the standard run-time and link libraries (plus extra maths and IFF parse libraries) and some example programs to get you started.

LAST WORDS

Devpac 3 provides a superb environment. Existing *Devpac* users would have to be absolutely mad not to upgrade (the new editor alone is worth the upgrade fee). New users? They also are getting a powerful package which is excellent value for money. Perhaps those that will gain the most will be absolute newcomers... they are getting an assembler environment which will help make learning about, and using, assembly language just about as easy as it ever could be! **AS**



Devpac 3 is designed to look good even with Workbench 1.3

GenAm will let you do it. At one time I would have said that support for the floating point co-processors etc, was not going to be that useful to the average user, but times are changing and with some of the excellent new accelerator boards now on offer to Amiga users this *Devpac* is likely to be snapped up by ray-tracers and anyone who wants to try their hand at attacking their 68881/2 directly.

MACRO ASSEMBLY

GenAm is a macro assembler, ie it supports the use of pre-defined instruction groups identifiable by a suitable name. These groups can contain parameters which are inserted when the macro is used and as the assembler encounters them it expands the shorthand form to the real assembly language equivalent.

One very handy feature of the new *Devpac* is that it supports the use of imported symbol tables, ie include files that have previously been read into the assembler and pre-assembled to create a file containing all the relevant definitions. In fact when searching for an include file GenAm looks first

increased you normally only include debugging info during the program development stages – by reassembling with the debug options off the excess data can be eliminated in the final version of the program.

GenAm does of course have far more facilities than we can mention but it is worth pointing out that some are especially useful to the Amiga programmer: Multiple hunks (including chip and fast) are supported and there's an INCBIN directive for including binary files (useful for reading in sprite data and general screen graphics). If you are *Devpac 2* literate you'll be pleased to hear that, where new GenAm facilities have been implemented as keywords, the assembler still supports the old *Devpac 2* way of doing things as well.

THE DEVPAC DEBUGGER

Programs written in assembly language are particularly error prone and even slight coding errors can spell disaster. This being so all commercial assembler packages provide debugging facilities. Devpac's debugger is called MonAm.

SHOPPING LIST

Devpac 3 £69.95
Upgrade from Devpac 2 £34.95
 available from HiSoft
 The Old School, Greenfield
 Bedford MK45 5DE
 ☎ 0525 718181

CHECKOUT DEVPAC 3

Ease of Use

Use of the Intuition/Workbench 2 style of doing things has produced a package about as 'user-friendly' as any assembler.

Features

Many new exotic extras but it will be the day-to-day things such as requester-based file operations and being able to cut & paste between different windows etc, that will make the most impact!

Documentation

As always good, reliable, documentation.

Speed

So fast that assembly times for most reasonable size programs will, when working in RAM, be negligible (measured in seconds rather than minutes). For most users it will be the new style user-interface which produces the biggest time savings!

Price Value

Worth every penny of the asking price just for the new editor. Don't forget that the package also gives you those all-important official Commodore include files. Existing Devpac 2 users haven't been forgotten... HiSoft are offering half-price upgrade path.


Overall rating ●●●●○

The latest *Devpac 3* improvements put HiSoft's assembler package back where it belongs – at the top!

The Digita range...

Home Accounts2®

An advanced version of Home Accounts, which is limited only by the capacity of your computer. Sophisticated reporting with graphics, and special options such as VAT and loan calculation facilities. Equally suitable for businesses, clubs and charities (ST and Amiga). **£54.99**




Home Accounts

Ideal for home users who want a simple low-cost way to plan and manage home finances. **£29.99**

DGCalc

This fast, simple spreadsheet includes many advanced features, including a windowing facility, so that you can look at different parts of the spreadsheet at the same time. **£39.99**





Mailshot Plus

If you ever need to send out mailings or print labels, this program is for you. Animated labels appear on-screen as a continuous sheet, allowing you to scroll backwards and forwards. You can search, sort and detect duplicate labels, print side by side and much more. **£49.99**

DGBase

If you're looking for fast access to information, and the ability to create customised reports, then this relational database is for you (ST). **£49.99**



Day-By-Day

An excellent way to get organised. You'll be reminded of birthdays, meetings and appointments. It includes month/week/day planners and automatic reminders of overdue events. **£29.99**

Personal Tax Planner

Plan your own tax with ease. This simple program will calculate your income tax liability, allowing you to perform instant 'what-if' calculations and produce pertinent facts about your tax position. A professional version is also available for accountants and financial advisers. **£49.99**



E-Type

Transform your computer into a type-writer. Because text is printed instantly, you can line up your form, press return and space a few times to move to the correct place, and then start typing. Ideal for filling in forms and envelopes. **£39.99**

System 3

A suite of programs which perform all the basic functions for a small business. They may be used independently or integrated and include Cashflow Controller, Stock Control and Invoicing and Statements. **£59.99**



System 3e

Like System 3, but with extended capacity for customer accounts and stock items. **£79.99**



Cashbook Controller

Take the drudgery out of book keeping as this program will replace your cash and petty cash books. In addition to recording cash, bank and VAT transactions, you can enter credit sales and purchases, and for all these entries the program will automatically complete double entry routines, to ensure your records are always in balance. **£59.99**

Final Accounts

Using the information created with Cashbook Controller, this program will produce a complete set of accounts, including Trial Balance, Trading and Profit and Loss Account, Balance Sheet, as well as useful accounting ratios. **£39.99**



Cashbook Combo

A money-saving combination pack containing Cashbook Controller and Final Accounts. **£79.99**



Wordworth®

The graphical nature of Wordworth makes producing documents faster and easier. With the enhanced printing fonts, Collins Spelling Checker and Thesaurus, no other word processor comes close (Amiga). **£129.99**

The Digita range is available for Commodore Amiga, Atari ST and IBM PC unless stated otherwise, and every program comes with a seven day money-back guarantee.

The only way to really appreciate Digita software is to use it. Phone 0395 270273 for more information, or write to Digita, FREEPOST, Exmouth EX8 2YZ. All prices include VAT, postage and packaging.

DIGITA®
INTERNATIONAL
software thats right™

The Digita range is available to the trade through Columbus, Gem, HB Marketing, IBD, Lazer, Leisuresoft, Precision and SDL.

Digita International Ltd Black Horse House Exmouth EX8 1JL ENGLAND Tel 0395 270273 Fax 0395 268893

— A member of the Digita group —
Digita, the Digita logo, Home Accounts2 and Wordworth are registered trademarks, and *software thats right* are trademarks of Digita Holdings Ltd.
All other trademarks and their owners are acknowledged. Sold subject to standard conditions of sale E & OE.



AMERICAS LARGEST SUPPLIER OF AMIGA CUSTOM CHIPS + UPGRADES



8372A (PAL) 1 Meg Agnus.....	£31.30	5719 Gary.....	£10.44
8372B (PAL) 2 Meg Agnus.....	£46.40	8362 Denise + bright.....	£13.90
1.3 Kickstart ROM.....	£19.70	1 x 4/80 Static Column Zip.....	£15.60
A500 Keyboard-factory new.....	£40.60	8520A CIA (2MHz) Great price.....	£6.35
A500 PC Motherboard-PAL, populated & tested - complete.....	£115.40		
A2000 PC Motherboard-PAL, populated & tested - Includes the 1.3 Rom, 8372A 1 Meg Agnus & Super Denise 8373 installed (factory new).....	£301.60		

UPGRADE YOUR A500 TO THE A500 PLUS 8373 SUPER DENISE - £22.80

Add productivity mode, superhi-res mode, scan mode, genlock capability & superhi-res capabilities

2.0 Upgrade Kit: Just released. Contains ROM, 1,000 page manual and diskettes.....	£50.75
STU (System Test Utility): Very popular complete diagnostic trouble-shooting program for all Amiga computers.....	£19.20
Amiga Diagnostician: Diagnose up to 28 common problems. Comes with diagnostic software and booklet. Save time & money by locating faulty chips yourself.....	£9.86
The Final Test: Diagnostic diskette tests keyboard, display, graphics, Workbench, sound, timing, realtime clock, RAM, etc. (12 diagnostic programs in all).....	£6.95
Agnus (PLCC) Burndy Professional Chip Puller: (Commodore approved).....	£7.60
MegaChip 2000 by DKB: Upgrade your A500/A1500/A2000 to 2Mb of chip RAM. Includes 2 meg Agnus, chip puller & "Final Test" diagnostic diskette (no soldering). Same 8372B chip used in A3000.....	£173.40
Buy the MegaChip from us and we'll give you the new Super Denise for.....	£17.00
SwitchIt by Global Upgrades Inc. Electronic ROM selector switch for 1.3 or 2.0. Makes all your software compatible. Keyboard or mouse controlled. Does not overlap the 68000 - allows for accelerator (2.0 compatible).....	£24.10

A500 PLUS RAM EXPANSION

AdRAM 510 by ICD: Take your A500 Plus up to 2Mb of fast RAM (inc battery)
Newly designed just for the NEW 500 PLUS.....**£47.50**

AdRAM 540 for A500 by ICD: Add up to 4 megs of RAM with battery backup internally in your A500. 1 Meg/2 Megs.....	£74.20/£95.15
AdSpeed by ICD: Best accelerator in its price range.....	£118.90
Flicker Free Video by ICD: Eliminates interlace flicker.....	£163.50
Flicker Fixer by Microway (PAL).....	£130.50

DO NOT FEAR!

Buying directly from the U.S. with your credit card offers you the same protection as it does in the U.K. with the added benefit of saving lots of money. Deal directly with North America's largest distributor of custom Commodore & Amiga parts and chips. The Grapevine Group has been successfully servicing the U.K. and the Continent for 12 years. All our parts and chips are new and guaranteed for 90 days.

PRICES JUST
REDUCED

SEND FOR OUR FREE 36 PAGE CATALOGUE
THE GRAPEVINE GROUP INC.
3 Chestnut Street, Suffern, New York 10901 U.S.A.

NO VAT
NECESSARY

International Fax: 0101-914-357-6243
Customer Order Line: 0101-914-357-2424
Telephone Hours: 1pm to 11pm Mon-Fri British time



Prices subject to change. **International Orders:** If your order is over £40 send or fax front of credit card. **Air Parcel Charges:** All chips - £5.36 Keyboard & PCBoard - £8.40 2.0 Kit - £22.62

T.K. COMPUTERWARE

Tel: 0303-812801

SOFTWARE:

Database:		Protext v5.5.....	103.00
K-Data.....	38.00	Prop Write v3.1.....	103.00
Prodata.....	56.00	Quickwrite.....	43.00
Superbase Personal.....	27.00	Scribble Platinum.....	43.00
Superbase Personal 2.....	65.00	Transwrite 2.....	32.00
Superbase Professional.....	165.00	Turbo Text.....	50.00
Superbase Professional 4.....	260.00	Wordworth.....	90.00
Desk Top Publisher.....		CAD:	
Outline Fonts.....	100.00	3D Construction.....	45.00
Pagesetter II.....	47.00	Design 3D.....	60.00
Pagestream v2.1.....	145.00	Professional Draw 2.....	90.00
Proclips.....	22.00	UTILITIES:	
Professional Page v2.1.....	200.00	BBC Emulator.....	36.00
3D Construction.....	45.00	CrossDOS Transfer.....	25.00
Design 3D.....	60.00	Directory Manager.....	36.00
Professional Draw 2.....	90.00	Disk Master 2.....	50.00
Languages:		Doctor Ami.....	41.00
3D Construction Set.....	40.00	Quarterback Tools.....	57.00
AMOS.....	35.00	GRAPHICS:	
AMOS 3D.....	25.00	Animation Studio.....	80.00
AMOS Compiler.....	22.00	Deluxe Photolab.....	57.00
Devpac 3.....	60.00	Image 3D Modelling.....	170.00
GFA Basic Compiler.....	23.00	Real 3D.....	120.00
GFA Basic Interpreter.....	40.00	Deluxe Paint 3.....	50.00
Hisoft Basic 2.....	58.00	Deluxe Paint 4.....	65.00
Hisoft Extend.....	15.00	Deluxe Print 2.....	38.00
K-Seka Assembler.....	38.00	Deluxe Video 3.....	70.00
Lattice C v5.01.....	175.00	PRINTER RIBBONS:	call
Spreadsheet:		BOOKS:	
Advantage.....	77.00	Amiga DOS In & Out.....	19.00
DG Calc.....	28.00	Amiga DOS Manual 3e.....	23.00
Maxiplan Plus.....	52.00	Amiga Desktop Video.....	19.00
Superplan.....	65.00	Kids & The Amiga.....	15.00
Word Processors:		Learning C for Beginners.....	18.50
Excellence 2.....	100.00	Amiga for Beginners.....	18.50
Kindwords 2.....	37.00	Amiga Basic Inside & Out.....	20.00
Pen Pal.....	63.00	Amiga C for Beginners.....	18.50
Protext v4.3.....	50.00	Amiga C Adv. Programmers.....	32.50

Please phone for details of other Amiga products in stock.
All prices are in £ and include VAT. Please add £3.00 for UK P&P.
Telephone order payment by:



or send cheque, Postal Orders or Eurocheque to:

T. K. COMPUTERWARE
STONE STREET, NORTH STANFORD,
ASHFORD, KENT TN25 6DF, ENGLAND

AUTHORISED DEALER FOR * AMIGA * STAR *

AMIGA (UK MODELS ONLY)

Amiga 2000 PLUS PVP Video Pack with 52Mb HDD, A2300 Genlock.....	£1049.00
DPaint III and Scala Presentation Software.....	£559.00
Amiga 1500 PLUS with KICKSTART 2/WW 2 & S/WARE.....	£149.00
Supra 8Mb RAM Board Pop 2Mb.....	£219/£289/£359.00
Supra 8Mb RAM Board Pop 4/6/8Mb.....	£349.00
A500 PLUS Cartoon Classics Pack.....	£129.00
A2086 XT Bridgeboard.....	£329.00
A2286 AT Bridgeboard.....	£329.00

PRINTERS

Citizen 120D+.....(C64 version available).....	£135.00
Star LC-20.....	£135.00
Star LC-200 Colour.....	£195.00
Star LC24-10.....	£179.00
Star LC24-200.....	£219.00
Star LC24-200 Colour.....	£269.00
Star XB24-200 24 pin Colour.....	£398.33
Star StarJet SJ-48 Bubble Jet.....	£235.00
Hewlett Packard DeskJet 500 Colour Ink Jet.....	£669.00

MONITORS

Commodore 1084S Stereo Colour.....	£249.00
Philips 8833-II + F19 Stealth & On-site Maintenance.....	£249.00
Goldstar TV/Monitor for Amiga with Remote Control.....	£189.00

MICROBOTICS 68030 ACCELERATORS

VXL-30 25MHz Without/With 25MHz 68882 FPU.....	£249/£379.00
VXL-30 40MHz Without/With 25MHz 68882 FPU.....	£399/£539.00

DISK DRIVES

Roclite Super Slim Amiga Ext. 3.5".....	p&p £2.....£59.95
A2000 Internal 3.5".....	p&p £2.....£69.95
A500 Replacement Internal 3.5".....	p&p £2.....£59.95

MISCELLANEOUS

AlfaScan Plus Hand Scanner with Touch-up.....	p&p £2.....£159.00
Commodore A2320 Display Enhance.....	p&p £2.....£219.00
KCS PC Board for A500 inc MSDOS 4.01.....	p&p £2.....£199.00
KCS PC Board for A500 without MSDOS.....	p&p £2.....£179.00
Golden Image Opto-Mechanical Mouse.....	p&p £1.....£19.95
Roclec A500 512K RAM/Clock + Disable Sw & lead.....	free p&p.....£29.95
A500 Plus - 1Mb RAM Expansion.....	free p&p.....£29.95
Kickstart V1.3 ROM for A500/2000.....	free p&p.....£29.99
CIA Chip 8520.....	free p&p.....£16.00

ALL PRICES INCLUDE 17.5% VAT. CARRIAGE £5 (EXPRESS £10)
Prices subject to change without notice. E. & O. E.

Delta Pi Software Ltd

8 Ruswarp Lane, WHITBY, N. Yorks YO21 1ND
TEL/FAX: 0947 600065 (9am - 7pm)

VISA

MasterCard

Bargain Buys for Amigas

Supra WordSync 2000 Drives

52Mb Quantum LPS 11mS with 64Kb Cache.....	£259
105Mb Quantum LPS 11mS with 64Kb Cache.....	£399

Amiga 500 Hard Drives

GVP Series II HD8+ 52Mb (11mS).....	£379
SupraDrive 500XP 52Mb (11mS).....	£329

(Both drives may be fitted with up to 8Mb RAM)

ICD Internal 52Mb Quantum LPS.....	£299
ICD Internal 105Mb Quantum LPS.....	£459

(Replaces df0. External drive becomes df0)

Interquad Multiscan Monitor £329

0.28mm Dot Pitch Max Res 1024x768
Ideal for A500/A1500 PLUS Productivity Modes

SupraRAM 500RX RAM for A500/A500+


2Mb **£149** 4Mb **£239** 8Mb **£419**
(Provides Pass-Thru connector)

More Colours for Less

Let's face it, we'd all like to have access to 16 million colours, but who can actually afford the asking price of such wondrous devices as GVP's IV-24 card? I certainly can't! Digital Creations' DCTV could well be the answer.

They say time waits for no man and this is certainly true in the computer market. Back in the days when the Amiga was still very much the new kid on the block, its graphics capabilities were second to none, but – not surprisingly – that situation has changed. Sure, the Amiga is still capable of great things (products such as *Deluxe Paint 4* and *Sculpt 4D* bear witness to that), but while the developers of the Amiga have seen fit to rest on their laurels, the competition has not only matched the Amiga, but left it for dead.

Not content to see the Amiga go the same way as such ground-breaking failures as the Apple Lisa and the Atari 800, third party developers have been quick to



DCTV as it fits in to the back of your Amiga. Just one step away from pictures of stunning quality

which could give the Amiga the ability to more than match the likes of high end Macintoshes, PCs and even dedicated workstations.

Like all things in life though, you get what you pay for. Fact is, most 24-bit graphics cards are so expensive that most of us are about as likely to own one as we are to own a Ferrari. Even if you could afford one, the problems don't stop

Left out of the 24-bit graphics revolution? If so, then Digital Creation's DCTV could be what you've been looking for. Jason Holborn gets colourful



Way down deep in the middle of the jungle... DCTV immortalises an Amazonian rainforest frog for posterity



With images of such great quality, wild horses won't be able to prevent you from wanting one of these nifty little devices

remedy the situation with the release of 24-bit graphics boards which push the Amiga's graphics capabilities into the realms of true colour broadcast quality imaging. The release of the Amiga Centre Scotland's Harlequin card laid the foundations for a host of professional 24-bit graphic cards

there – boards like the Harlequin need many megabytes of RAM and a hefty hard drive just to get started!

BUDGET 24-BIT (ALMOST)

For those of us with more modest budgets, there is still hope in the shape of DCTV (Digital Composite

BEGINNERS

What does 24-bit graphics mean?

All Amiga displays are built up of what the techies call 'bitplanes'. Each bit within a bitplane represents a single pixel on the screen and can be either on or off (represented inside the Amiga's memory as either a 1 or a 0). Because only two combinations are possible with a single bitplane screen, it can display only two colours.

By adding more bitplanes, your screen will be capable of holding more colours. For example, a two bitplane screen allocates two bits to every pixel which gives four different binary values – 00,01,10,11. Each pixel can therefore be one of four colours. The theory behind 24-bit images is exactly the same but on a much larger scale – instead of just the four combinations that you'd get with a 2 bitplane

BEGINNERS START HERE

BEGINNERS

screen, a 24 bitplane screen

would give you a total of almost 17 million combinations (16,777,216 to be precise!). A single pixel within a 24-bit image can therefore be any one of 16.7 million colours.

DCTV works differently. Instead of storing an image as bitplanes, it stores a digitised version of the composite video signal that is sent to the monitor to display the image. The DCTV image is equivalent to a sample of a sound. The image happens to take up the same space as a 16 colour hi-res screen, but in fact can contain several million colours.

When the image is displayed, the sampled composite signal is converted to its analogue equivalent and sent to the monitor/TV, in the same way that a sound sample is converted sent to a speaker.

Television), a 'budget' pseudo 24-bit graphics board from US-based Digital Creations – a company better known to Amiga users for its impressive range of genlocks. DCTV has been available in the States for quite a while now, but it's been an impressive feat of engineering to convert what was previously an NTSC-only product to work under

this socket, your VCR can then be used to convert the composite signal into RF format ready for display on your TV.

The only disadvantage of DCTV's approach is the fuzziness of the images which it produces. As any video engineer will tell you, composite signals are hardly renowned for their sharpness, so it's

players and VCRs equipped with a decent freeze frame facility. As you can see from the images shown within these pages, the overall quality of grabbed images is on par with just about any Amiga video digitiser you care to compare DCTV

Professional, but it was such a pig to use! This is one similarity which DCTV most definitely doesn't share with HAM-E – thanks to a logical design and some very pretty front-end graphics, the DCTV software is not only easy to use, but fun too.



Ray traced images are a pawn in your hand with CDTV – the detail above shows that someone's been pretty handy with the Mr Sheen

good old PAL. Let's just hope that other Stateside companies follow their lead and convert NTSC video products to work on this side of the pond (are you listening NewTek?).

Like its main rival HAM-E, DCTV comes in the form of an external box that connects to the Amiga via the parallel and RGB ports. As a result it can work on just about every Amiga, including the Amiga 500 and the original A1000 (although you'll still need a gender changer for the parallel port). Accompanying the DCTV hardware are four disks containing the DCTV suite of programs and a wealth of demo images plus a nicely presented ring-bound manual.

FUZZ-BOX

Unlike nearly all of the competition, DCTV isn't an RGB device. Instead of working in combination with the Amiga's existing RGB output (like HAM-E), DCTV works by converting the output from the Amiga into a composite signal. What this means is that you'll need a television or monitor (the standard Commodore 1084, for example) which can accept a composite signal to actually display the output from DCTV in its full glory.

If you don't own a monitor and your TV will accept nothing more than a standard RF signal, then don't worry – there is a way of getting around this limitation as long as you have access to a video recorder. Most VCRs have a 'Video In' connection which allows you to feed a composite signal into them. By connecting the output from DCTV into

inevitable that you'll initially feel more than a little disappointed with DCTV. However, I can guarantee you that after little more than a few hours use, your impressions of DCTV will change dramatically.

The fuzziness of DCTV's images aren't really a problem if you're a video enthusiast. Because DCTV works in composite, it's ideal for most video applications and can even be fed into a genlock running on a separate Amiga for further work. Just think, if you're lucky enough to have access to two Amigas, the combination of a decent genlock and DCTV will allow you to produce videos that incorporate both pseudo 24-bit graphics and Amiga-generated titles. Now that is impressive.

GRAB AN IMAGE

24-bit images look nice, but there is one problem which all 24-bit cards (and ones which pretend to be) share: how do you get the images into your Amiga in the first place? Well, there are two ways of obtaining images suitable for 24-bit display – ray tracing (virtually all ray tracing packages support 24-bit output) and digitising. Obviously ray tracing is hardly the quickest solution, so Digital Creations has kindly thrown in an extra bit of hardware which more than solves the problem – a fully-featured video digitiser!

DCTV's video digitiser can grab images from just about any composite (surprise, surprise!) source including colour video cameras (including Canon's excellent still frame 'ION' camera), laser disk

with. And don't forget you have the added benefit of DCTV's display!


THE SOFT OPTION

While the DCTV hardware is undoubtedly impressive, the one aspect of DCTV which really makes it shine is its software. Digital Creations quotes some pretty outrageous system requirements though – 5Mb of RAM and two monitors – but you can get by with just a 1Mb. The DCTV software has been designed in such a way that it is fully integrated, allowing you to flip

The first thing you'll want to do when you first connect up DCTV is to get a taster of the quality of its output. Digital Creations has kindly supplied us with a wide range of images that amply show off DCTV's power. These are stored in standard IFF format (equivalent to 16-colour high res images) so you can view them without ever loading the DCTV software.

THE GRABBING HANDS

The first module on offer is DCTV's digitiser page which – not



Here's a fine 'eggs-ample' of the true power of DCTV Paint – accurate colour representation brings Salvador Dali's surreal masterpiece to life

between the modules on offer without having to mess around with the Workbench. This isn't really possible unless you have heaps of RAM on offer, but each module can be run independently for those with less well endowed systems.

When you first load up the DCTV software, the first thing you'll notice is the overall professionalism of the whole package. HAM-E was undoubtedly an impressive little system, but the one thing that really lets it down is the quality of its software. Sure, no-one could doubt the power of HAM-E's *Image*

surprisingly – gives you control over DCTV's digitiser. Once again, the presentation and design is totally first rate, so if you're feeling adventurous enough you can plough straight in without even reading the manual. Once you've got your video source fed into the appropriate socket on the back of the DCTV hardware, a single click on the 'SCAN' option sets the digitising process in motion. Before grabbing an image though, DCTV gives you a preview of the image it is being fed by passing the composite signal through the hardware directly to your

composite monitor. Once you're happy with the image, a single click on the left mouse button and the image is grabbed into memory. The actual digitising process takes about 10 seconds in all, so you must ensure that the image being grabbed is frozen during this time.

After a further few seconds, the image will appear on your monitor. If you're happy with it, it can be saved straight out to disk or loaded directly into DCTV's paint program, but adjustments can be made using the digitiser's built-in image processing tools if the image isn't quite up to scratch. They're pretty basic, but the standard tools are there to allow you to alter your image's contrast, brightness, sharpness and the red, green and blue content.

PAINT AND BE DAMNED!

Moving on from the digitiser, the next step is to enter DCTV's paint program, called *DCTVPaint*. Like the digitiser screen, the paint screen's requesters and gadgets feature the same bas-relief look which further adds to the impression of professionalism. If you're running DCTV as an integrated system on a 5Mb machine, the image you grabbed will be pulled directly into the paint module, so there's no faffing around with requesters.


can be bewildering at first, but you'll find yourself whizzing through these menus at break-neck speeds.

If you're expecting a DCTV version of *Deluxe Paint*, then you're in for a bit of a shock. Whilst *DCTVPaint* can be used to create

programs like NewTek's excellent *DigiPaint 3* don't come close!

24-BIT AND BACK

24-bit images may look very nice, but they're not really that useful unless you can actually do something with



With DCTV the colours produced really are out of this world. Once you've got used to pictures of this quality, there'll be no turning back

pseudo 24-bit images from scratch, it's geared towards the manipulation of existing images. All the usual painting tools are there, but the vast majority have been designed more for touching up images than creating

them. However, thanks to the way DCTV stores its images, it's perfectly possible to load a DCTV image directly into a program like *DPaint* and play around with it there, although the results can look a bit odd. The best way to utilise a program like *DPaint* is to use it to pull together animations from DCTV images. If you've ever tried to produce a 24-bit animation, then you'll know all too well how big they can be – even a fairly short animation can take up many megabytes – but DCTV is different.

Because its images are stored as 16-colour high res images, it's possible to generate a fairly long animation on an Amiga with little more than a couple of megabytes of RAM. What's more, DCTV animations will run at full speed even on an unaccelerated Amiga – try doing that with *Harlequin*! For this reason alone, DCTV is a dream come true for anyone involved in desktop video.

But what happens if you want to convert a DCTV image to a standard Amiga image? No problem. Branching off from the main DCTV program is a page called 'Convert' which allows you to do just that – convert DCTV images to standard Amiga images. Convert gives you control over the format of the image, allowing you to convert your DCTV image to anything from 2 to 4096 colours in a variety of screen formats. Output as IFF24 is also possible.

CONCLUSION

It's not very often that a product arrives which is virtually perfect, but DCTV is the exception. The quality of its composite output is hardly up to

RGB standards, but that's the price you pay for such a capable system.

As it stands, DCTV currently represents the most cost effective way of getting involved in the true colour revolution. Even if you already own a digitiser, DCTV is amazing value; If you don't, you're unlikely to see such a bargain for a long time.

DCTV may cost more than HAM-E, but the addition of a video digitiser offsets this to a point where DCTV could actually be viewed as better value – after all, if you added a separate digitiser to HAM-E, it would set you back at least £200. Compare the cost of the two systems for yourself and I'm sure you'll agree what great value DCTV really is! **AS**

SHOPPING LIST

DCTVETBA
(Probably around £400-£500)
By Digital Creations Inc.
2865 SunRise Boulevard
Suite 103 Rancho Cordova
California 95742 USA

Available from
Silica Systems, 1-4 The Mews,
Hatherley Road
Sidcup, Kent
☎ 081 309 1111

DCTV VS HAM-E

With the release of DCTV, Amiga owners on a budget now have two low-cost pseudo 24-bit boards to choose from – DCTV and Black Belt's HAM-E. Both seem to offer pretty much the same, but which is best?

If you compared the same image displayed on two separate Amigas, one running HAM-E and the other running DCTV, you'd probably go for HAM-E because of the sharper images that it produces. However, on further inspection, you'd soon come to realise that DCTV is actually a far more capable system. For starters, DCTV isn't just restricted to displaying images – thanks to its built-in video digitiser, you can grab images in full colour from just about any composite video source.

Another factor to consider is the quality of both units' respective software. There's no disputing the power of HAM-E's *Image Professional* image processing software, but it's hardly the friendliest package to use. What's more, it's damned slow. As for HAM-E's paint program – well, *Deluxe Paint* it most certainly isn't.

On the other hand, DCTV's software is second to none. While it may lack the image processing power of HAM-E, the rest of DCTV's software is powerful and a joy to use. DCTV's paint package is particularly brilliant. Boasting a lovely front end backed up by useful painting tools, *DCTVPaint* is the best thing since sliced bread (excluding *DPaint 4*, of course!).

All of *DCTVPaint*'s features are accessed from a horizontal strip of gadgets which run along the bottom of the screen. Below these gadgets is an empty space which is used to hold any extra adjustment gadgets which are associated with individual painting tools. Click in the freehand draw gadget, for example, and a host of sliders and gadgets appear which enable you to fine-tune the operations of that particular tool. It

them from scratch. This makes DCTV sound limited, but don't be fooled – this is one hell of a program!

As you'd expect, *DCTVPaint* gives you access to an enormous palette, giving you the chance to create gradients and fills that would put even the best HAM images to shame. What's more, the amount of control that *DCTVPaint* gives you over the way gradient fills are produced is second only to *Deluxe Paint 4*. Even

CHECKOUT DCTV

Ease of Use

●●●●○

Everything is icon driven, so even the greenest of users can get stuck in almost immediately. Some of the more complex painting tools take time to master though.

Features

●●●●○

Full TV resolution colour output, a built-in video digitiser and some of the best paint software since *Deluxe Paint* – what more could you ask for?

Speed

●●●●○

Because the Amiga thinks that DCTV images are nothing more than 16-colour IFFs, handling such colourful images has never been faster!

Documentation

●●●●○

Totally top notch! DCTV's manual contains a wealth of information including a large number of tutorials, so it's definitely thumbs up for this one!

Price Value

●●●●○

£500 is a lot of money, but you do get an awful lot. If you tried to get the same system based around a true 24-bit board, you'd be looking at a bill for considerably more!

Overall rating

●●●●○

DCTV currently represents the cheapest way of getting involved in true colour graphics. If you want to push your Amiga's graphics capabilities to their limit but you can't quite afford the likes of *Harlequin*, then you won't go far wrong with DCTV!

AMIGA 500 PACKS



Now includes free 0.5 Mb up-grade

Excellent value at only **£399.99**

All our Amiga's are UK specification and come complete with the following:—

Amiga Pack 1 (Classic Pack)

512K random access memory
Built-in disk drive
4096 colour graphics
4 channel stereo sound
Kickstart 1.3
Workbench 1.3
Extras 1.3 and tutorial disk
Amiga mouse
TV modulator
Power supply unit
A500 keyboard

Bart Simpson
Captain Planet
Deluxe Paint III
and 'game of the year'
Lemmings

We also give you:—

Mouse mat and pocket dust cover, 10 blank disks and box, Quickshot Python, 1 joystick.

Plus

10 more Great Games
Football Manager
Hotshot
Las Vegas
Flight Path 737
Fireblaster
Karting Grand Prix
Thai Boxing
Seconds Out
Mouse Trap
Plutos

Amiga Pack 2 (Classic Pack Plus)

As Pack 1 but also includes the Cumana CAX354 external disk drive

£454.95

Amiga Pack 3 (Classic Printer Pack)

As Pack 1 but includes the Star LC200 full colour printer

£604.95

Amiga Pack 4 (The Ultimate Pack)

As Pack 1 but includes Star LC200 colour printer plus Philips CM8833/II stereo colour monitor

£834.95

Amiga Pack 5 (Educational Pack)

As Pack 1 but includes a selection of educational software:—

Spell Book (ages 4-9)
Things to do with words (ages 5-12)
Things to do with numbers (ages 5-10)
Let's spell at the shops (ages 4-10)
Let's spell at home (ages 4-10)
Let's spell out and about (ages 4-10)
Puzzle Book 1 (5 to adult)
Puzzle Book 2 (5 to adult)

£499.95

Amiga Pack 6 (Gamers Pack)

As Pack 1 but also includes some of the hottest games:—
F29 Retaliator
F19 Stealth Fighter
Lotus Esprit Turbo Challenge
Swiv (Silkworm II)
Flight of the Intruder

£479.95

PRINTERS

All our printers are UK specification and are covered by a 12 months warranty. All the prices include a printer lead and a tailored dust cover.



Star LC-20 A popular low cost Mono Printer

Multiple font options from front panel
Excellent paper handling facilities
Simultaneous, continuous and single sheet stationery
240x240 DPI graphics

£149.95

Star LC 24-10 24 Pin Version of LC10

Excellent letter quality print
360x360 DPI graphics
8 resident fonts
Additional font cartridges available

£214.95

Star LC200 Colour Printer An excellent value for money Colour Printer

240 DPI 9 pin colour
Front panel pitch selection
Push/pull tractor feeds
Reverse paper feeds
16K buffer
8 resident fonts
Supplied with colour and mono ribbons
Front panel programmable
Paper park with auto single sheet loading

£204.95

Star LC24-200 Mono Printer

80 column dot matrix printer
7K buffer expandable to 39K
10 resident fonts
Paper park with auto single sheet loading
Supplied with mono ribbon
Faster than LC24-10
Extra font cartridges available
Front panel pitch selection
Programmable from front panel

£249.95

Star LC24-200 Colour Printer

360 DPI 24 pin colour printer
30K buffer expandable to 62K
10 resident fonts
Front panel pitch selection
Reverse paper feed
Paper park with auto single sheet loading

Supplied with colour and mono ribbons
Front panel programmable
Extra font cartridges available

Citizen 120D+

A very popular low cost mono printer centronics/RS232/CBM 64 serial. Please specify interface when ordering (two year warranty)

Citizen 124D 24 pin Mono Printer

8K buffer expandable
Push and pull tractor feeds
3 fonts with excellent letter quality
(two year warranty)

Citizen Swift 9 pin Colour Printer

8 K buffer
240x240 DPI colour graphics
Push and pull tractor feeds
Excellent print quality
(two year warranty)

Citizen Swift 24 pin Colour Printer

European Printer of the Year 1990
24 pin version of the 9 pin colour printer
360x360 DPI colour graphics
Push and pull tractor feed

PERIPHERALS

We stock a large range of peripherals, all of the highest quality. If you can't see the one you require please give us a call to see if we stock it.



Mice and Trackballs

Naksha Upgrade Mouse

Amiga/Atari switchable
Simply the best
280 DPI resolution
Ergonomic design
Smooth precise operation
2 years guarantee
Free mouse mat
Free mouse pocket
Now includes
Operation Stealth from US Gold. Only

£22.95

Mega Deals, Multi-Choice

Mouse
Most Amiga/Atari
cement mouse
PI resolution
h slick operation.

£14.95



Trackball by Alfa

able between Atari
miga with the third

must be the best
trackball available.

£29.95

aksha Scanner
e Amiga A500
PI 32 grey shade
eld scanner
ge includes:
a hand scanner
Interface
supply unit
can professional
re "The Ultimate
er Software".

£89.95

Expansion Boards

A500 0.5 Mb RAM
ision board
ases memory to 1 Mb
technology
ement for A501
ision
minutes
switch.

£26.95

Version.

£29.95

a 1.5 Mb RAM
ision
need more memory
his board is for you.
an extra 1.5 Mb of
to your machine
a total of 2 MEGS.
plete with clock/
dar. Uses the latest
ology DRAMS for low
consumption. 12
is guarantee.
res Kickstart 1.3 or
Easily fitted into the
nder your A500.
res no soldering (the
of your A500 must
moved for fitting the
In" Connector).

£79.95

service available.
e for details

RAM 500 RX
ory expansion
2, 4, or 8 Mb fast
for Amiga 500
uters

Easily plugs into A500
expansion port
Amiga bus through port
Easily expandable zero
wait states and
hidden refresh lets you run
larger and more
sophisticated programs
Allows creation of large
and very fast RAM disks
Test mode and software
simplify troubleshooting
On/Off switch

Supram 500RX 2Mb
Supram 500RX 4Mb
Supram 500RX 8Mb

£195.00
£270.00
£420.00

External Disk Drives



Cumana CAX354
Very quiet Slimline
design Throughport
connector On/off switch
on rear Long connecting
cable 880K formatted
capacity Fits all Amigas.

ONLY £54.95

Supradrive for Amiga
A500

Using state of the art
technology, these drives
use the same amount of
power as a floppy disk
drive. These drives are
shipped formatted and
ready to use, so you can
simply plug-in your drive.
turn on your computer and
the system is ready to use.
The drive can be
configured as autoboot or
non autoboot, it can have
upto 8Mb of Ram and as
many as six SCSI drives
can be connected
together. The drives also
come with "express
copy", hard disk backup
software, "superboot" and
"supertools", file
management and
formatting programs.

52Mb Hard drive
with 0.5Mb Ram
52Mb Hard drive
with 2Mb Ram
80Mb Hard drive
with 0.5Mb Ram
80Mb Hard drive
with 2Mb Ram
105Mb Hard drive
with 0.5Mb Ram
105Mb Hard drive
with 2Mb Ram

£449.00
£509.00
£549.00
£599.00
£599.00
£659.00

We also stock the range of
Supra modems, phone for
details.

Zydec External Drive
Very quiet
Slimline design
Quality citizen drive
mechanism
On/off switch on rear
Long connecting cable
880K formatted capacity
Fits all Amigas. Only

£49.95



Master Sound —
Mono Sound Sampler
A low cost high features
sound sampler package
includes hardware and
software with a host of
features to sample and
edit music live onto your
Amiga. Only

£34.95

Miscellaneous
Midi Master — Midi
Interface for the Amiga
Midi in — 3X Midi out and
Midi through
Compatible with all leading
midi software
Fully OPTO isolated
Includes two free midi
cables
Please state A500/1000/
2000 when ordering. Only

£26.95

Action Replay MKII by
Datal
A whole host of features
including FreezeFrame,
Boot Selector, Virus
Detection and much much
more. Only

£57.95

Replacement Amiga A500
power supply—
Replacement internal disk
drive for Amiga A500
(original Commodore one
— no modification
required)

£39.95

£69.95

Soundblaster



The amazing Soundblaster
adds a new dimension to
your games. Blasting out
stereo sound at 5 watts
per channel into two high
quality 50 watt 3 way
speakers. The pack comes
complete with an AC
power supply and as an
added bonus there is a
pair of free stereo
headphones.

ONLY £44.95

DISKETTES

Amazing Offers on
3.5" DSDD KAO BULK
DISKETTES

25 DSDD 135 tpi	£11.95
50 DSDD 135 tpi	£21.95
75 DSDD 135 tpi	£31.95
100 DSDD 135 tpi	£37.95
200 DSDD 135 tpi	£71.95
500 DSDD 135 tpi	£169.95
1000 DSDD 135 tpi	£309.95

All 3.5" disks are
supplied with labels and
are 100% error free.
2 for 1 guarantee.

Rainbow Diskettes

Red, green, yellow,
orange, black, white.
Colours and quantity of
your choice.

3.5" DSDD Disks

25 DSDD 135 tpi	£13.75
50 DSDD 135 tpi	£26.45
100 DSDD 135 tpi	£44.95
200 DSDD 135 tpi	£84.95

3.5" DSDD SONY BULK
DISKETTES

25 DSDD 135 tpi	£13.45
50 DSDD 135 tpi	£23.95
100 DSDD 135 tpi	£42.95
200 DSDD 135 tpi	£81.95
500 DSDD 135 tpi	£189.95
1000 DSDD 135 tpi	£349.95

Remember!! Remember!! Remember!!

We only supply top quality
diskettes. Our 3.5" diskettes are
manufactured by KAO and our
5.25" diskettes are manufactured
by ATHANA.

We do not sell substandard
diskettes from the Far East.

MONITORS



Philips CM8833/II
Stereo Colour Monitor
All our monitors are of UK
specification, are covered
by a 12 month warranty
and come complete with a
connecting lead

£244.95

MEDIA DIRECT

Media Direct Computer Supplies Ltd
Unit 3 Railway Enterprise Centre
Shelton New Road, Stoke on Trent
Staffordshire ST4 7SH

PHONE NOW 0782 208228

Media Direct 0782 208228

DISKETTE STORAGE BOXES

All our storage boxes come with anti static lid, two keys and dividers where applicable



3.5" 100 capacity box	£5.95
3.5" 80 capacity box	£5.45
3.5" 50 capacity box	£4.95
3.5" 40 capacity box	£4.45
5.25" 100 capacity box	£5.95
5.25" 50 capacity box	£4.95

Offer

Deduct £1.00 from above box price if purchasing a quantity of diskettes.
(Min 25 disks).



5.25" or 3.5"	
10 capacity boxes	
1	£0.95
5	£4.50
10	£7.95

Stackable Storage Boxes

These boxes are ideal for the person who requires an alternative to the standard style box or who has a large number of disks to store.



Posso Box
The Posso box holds 150 3.5" diskettes or 70 5.25" diskettes and can be stacked horizontally or vertically.

£16.45

Please state 3.5" or 5.25" version when ordering

Bulk Storage Box
Ideal for bulk storage of diskettes, each box can hold upto 250 3.5" diskettes

1	£22.95
3+	£21.95
5+	£20.95

Banx Box

Stacks horizontally and vertically and can hold upto 90 3.5" diskettes



1	£9.00
3+	£8.50
5+	£8.00

JOYSTICKS

Speedking Standard	£9.95
Speedking Autofire	£10.95
Speedking Sega	
Megadrive	£10.95
Navigator	£13.95
Sting Ray Standard	£14.95
Sting Ray Autofire	£15.95
Sting Ray Sega Megadrive	£
Manta Ray Standard	£12.95
Manta Ray Autofire	£14.95
Manta Ray Sega Megadrive	£14.95
Zipstick Standard	£11.95
Zipstick Autofire	£13.95



Competition Pro 5000 Black	£11.95
Competition Pro 5000 Clear	£11.95
Competition Pro Glo Extra	£13.95
Competition Pro Extra	£13.95
Competition Pro Star	£13.95
Python 1 Turbo III (QS137F)	£9.95
Python 3 Sega Megadrive	£9.95
Apache 1 (QS131)	£6.95
Flightgrip 1 (QS129F)	£8.95
Maverick 1 (QS138F)	£13.95
Chimera 3 Sega Megadrive (QS140)	TBA
Intruder 1 (QS149)	TBA
Intruder 3 Sega Megadrive (QS150)	TBA
Aviator 1 (QS155)	TBA
Aviator 3 Sega Megadrive (QS156)	TBA

ACCESSORIES

All our accessories are of the highest quality

General	
Mouse mat	£2.50
Mouse pocket	£1.50
3.5" disk drive cleaner	£1.95
5.25" disk drive cleaner	£1.95

Atari dust cover	£3.95
Amiga dust cover	£3.95
Star LC10 dust cover	£5.95
Star LC24-10 dust cover	£5.95
Star LC200 dust cover	£5.95
Star LC24-200 dust cover	£5.95
2 piece printer stand	£5.95
Tilt 'n' turn monitor stand	£12.95
Monitor plynth	£19.95

Switches and Cables

Monitor Cables	
Amiga to CBM 1084S monitor cable	£9.95
Amiga to Philips CM8833 cable	£9.95
Amiga to scart cable	£9.95
Amiga to Hitachi/Granada 7 pin din	£9.95
Amiga to multisync 15 pin 3 row plug	£9.95
Amiga to multisync 15 pin 3 way socket	£9.95



Data/Printer Cables	
Parallel printer cable	£7.95
36 way to 36 way centronics cable	£7.95
25 way D-type male/male cable	£7.95
25 way D-type male/female cable	£7.95
25 way D-type fem/fem cable	£7.95

Data Switches	
2 way parallel data switch	£12.95
2 way serial data switch	£12.95
3 way parallel data switch	£17.95
4 way parallel data switch	£22.95

Miscellaneous

Amiga 4 player adapter	£6.95
Atari 4 player adapter	£6.95
Mouse/joystick switcher	£12.95
Mouse/joystick extender cable	£5.95

PRINTER RIBBONS

We stock a large range of ribbons. If you can't see your particular type listed then please phone us for a quote.

Star	1	5
LC10 mono	£2.95	£13.25
LC10 colour	£5.95	£26.75
LC24-10 mono	£4.95	£22.25
LC200 mono	£5.50	£24.75
LC200 colour	£10.95	£49.25
LC24-200 mono	£4.95	£22.25
LC24-200 colour	£11.95	£53.75

Citizen 120D Mono	£3.29	£14.80
Citizen Swift 24 mono	£3.29	£14.80
Citizen Swift 9 mono	£3.29	£14.80
Citizen Swift 24 colour	£11.95	£53.75
Citizen Swift 9 colour	£11.95	£53.75

EDUCATIONAL SOFTWARE



Spell Book (ages 4-9)	£17
Things to do with words (ages 5-12)	£17
Things to do with numbers (ages 5-10)	£17
Let's spell at the shops (ages 4-10)	£17
Let's spell at home (ages 4-10)	£17
Let's spell out and about (ages 4-10)	£17
Puzzle Book 1 (ages 5-adult)	£17
Puzzle Book 2 (ages 5-adult)	£17

BOOKS

We stock a large range of Abacus books suitable for advanced programmers as well as beginners



Advanced system programmers guide	£32
Amiga 3D graphics basic programming	£18
Amiga basic inside and out	£18
Amiga C advanced programmers guide	£32
Amiga C for beginners	£18
Amiga DOS inside and out	£18
Amiga DOS quick reference	£8
Amiga desktop video guide	£18
Amiga disk drives inside and out	£27
Amiga for beginners	£12
Amiga machine language	£14
Amiga printers inside and out	£32
Amiga system programmers guide	£32
Best Amiga tricks and tips	£27
Making music on the Amiga	£32

Quality and Value Direct to You

CONSOLES



Official UK Version
Including Altered Beast
and Joypad

ONLY £119.95

Sega Game Gear



Official UK Version

ONLY £94.95

Sega Drive Software

Burner II £27.95
 Red Beast £27.95
 Kidd £24.45
 Gold Palmer Golf £27.95
 New Flash £27.95
 Eagle Squadron £31.45
 Ocean £31.45
 Columns £24.45
 Lockdown £27.95
 Football £27.95
 Tracey £31.45
 Mammoth Duke £27.95
 At £27.95
 Gotten Worlds £27.95
 Ground £27.95
 Busters £27.95
 Bulls 'n' Ghosts £35.45
 Den Axe £27.95
 Zog Zwe £27.95
 es Pond £31.45
 Douglas Boxing £27.95
 Madden U.S. Football £31.45
 Battle £27.95
 Key Mouse £31.45
 Master Lair £27.95
 Underboy III £27.95
 onwalker £27.95
 tic Defender £27.95
 A Golf Tour £31.45
 Fantasy Star II £46.95
 ulus £31.45
 bo III £24.45
 enge of Shinobi £27.95
 ow Dancer £27.95
 c the Hedgehog TBA
 ce Harrier II £27.95
 er £34.95
 er Hang On £27.95
 er League Baseball £27.95
 er Monaco G.P. £27.95
 er Real Basketball £27.95
 er Thunderblade £27.95
 rd of Sodan £31.45
 rd of Vermillion £39.45
 nderforce II £27.95
 n Hawk £27.95
 ld Cup Italia '90 £24.45
 y Golf £31.45
 m £24.45
 Asia TBA
 German £31.45

Game Gear Software

Columns £16.95
 Pengo £16.95
 Psychic World £16.95
 Putter Golf £16.95
 Super Monaco G.P. £16.95
 Wonder Boy £16.95
 Woody Pop £16.95
 Dragon Crystal £19.95
 Donald Duck £19.95
 G. Loc £19.95
 Golden Axe £19.95
 Mickey Mouse £19.95
 Ninja Gaiden £19.95
 Outrun £19.95
 Space Harrier £19.95
 Shinobi £19.95
 Baseball TBA
 Frogger TBA
 Joe Montanna Football TBA
 Kinetic Connection TBA
 Talot TBA

Game Gear Accessories

AC mains adaptor TBA
 AV cable TBA
 Car lighter adaptor TBA
 Game Gear to Game Gear cable TBA
 Game Gear TV tuner TBA
 Rechargeable battery pack TBA



Atari Lynx

Atari Lynx Console with
mains adaptor and
California Games

£119.95

Atari Lynx Console with
mains adaptor

£94.95

Atari Lynx Console

£74.95

Atari Lynx Software

A.P.B. £23.95
 Blockout £23.95
 Blue Lightening £23.95
 California Games £23.95
 Chess Challenge £23.95
 Chips Challenge £23.95
 Electrocop £23.95
 Gates of Zendocon £23.95
 Gauntlet III £27.95
 Klax £23.95
 MS Pacman £23.95
 Ninja Gaiden £23.95
 Pacland £23.95
 Paperboy £23.95
 Rampage £27.95
 Road Blasters £23.95
 Robo Squash £23.95
 Rygar £23.95
 Shanghai £23.95
 Slime World £23.95
 Turbo Sub £23.95
 Warbirds £23.95
 Xenophobe £23.95
 Zaylor Mercenary £23.95

Atari Lynx Accessories

Car Lighter Adaptor £9.95
 Sun Screen £6.95
 Carry Pouch £9.95
 Kit Bag £14.95
 Mains Adaptor £12.95

It's not possible to list
all Console Software as
we hold large stocks.
Please ring for latest
releases and prices.

THIS MONTHS SPECIALS

OFFER 1
CUMANA EXT. DRIVE
PLUS 512K RAM
EXP.
£86.90 £84.95

OFFER 2
ACCESSORY PACK
MOUSE MAT,
MOUSE POCKET,
DISK CLEANING KIT,
DUST COVER
£9.80 £7.99

OFFER 3
CUMANA EXT. DRIVE
PLUS XCOPY PRO
£94.90 £89.95

OFFER 4
CUMANA EXT. DRIVE
PLUS BLIT-A-COPY
£91.95 £89.95

OFFER 5
200 3.5" DSDD +
2 100 CAP BOXES
£79.95 £67.95

HOW TO ORDER



0782 208228



BY POST

Make cheques and postal orders Payable to MEDIA DIRECT, Please send this together with your name and address, daytime telephone number if possible and your order requirements, to:-

MEDIA DIRECT COMPUTER SUPPLIES LIMITED
DEPARTMENT 6
UNIT 3, RAILWAY ENTERPRISE CENTRE
SHELTON NEW ROAD, STOKE ON TRENT
STAFFORDSHIRE ST4 7SH

FAX: 0782 281506



Carriage charges
Please add £3.35 per order for postage and packing.

£5.00 for orders over £150.00

Software and cartridges £1.25 per item

Guaranteed TWO Day delivery £6.95

Guaranteed NEXT Day delivery £9.00

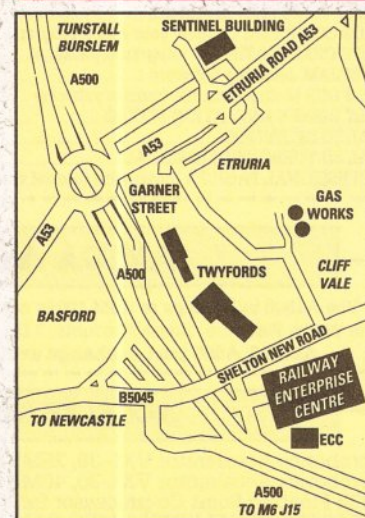
Remember!!! Remember!!! Remember!!!

Media Direct are a well established company with a reputation for its quality and service. A point to consider before purchasing your computer goods. So why not buy from us and put our reputation to the test.

All stocks, offers are subject to availability and to being the latest advertised packs and prices.

(Pack details may vary from time to time) E & O E

HOW TO FIND US



Come and visit our showroom where these and many other products are on display.

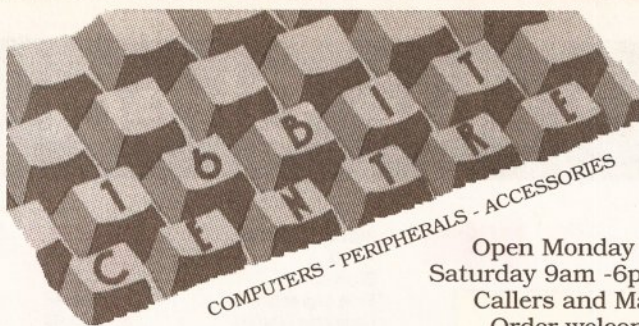
MEDIA DIRECT

Media Direct Computer Supplies Ltd
Unit 3 Railway Enterprise Centre
Shelton New Road, Stoke on Trent
Staffordshire ST4 7SH

GOVERNMENT, TRADE AND EDUCATIONAL ORDERS WELCOME

**COMMODORE
1084S STEREO
MONITOR**
Including FREE lead
ONLY £219.00

**PHILIPS 8833 MK II
STEREO MONITOR**
Including Free Lead
ONLY £219.00



**KCS POWERBOARD
PC Emulator
For Amiga A500**
ONLY £179.00

AT ONCE AMIGA
PC 286 AT EMULATOR
FOR THE A500
ONLY £159.00

Open Monday to
Saturday 9am -6pm
Callers and Mail
Order welcome
Easy parking

HARD DRIVES

**GVP SERIES II
1500/2000**
52Mb Quantum
Space for 8Mb RAM
£265.00

**GVP SERIES II
1500/2000**
105Mb Quantum
Space for 8Mb RAM
£399.00

**GVP SERIES II
A500**
52Mb Quantum
Space for 8Mb RAM
£359.00

**GVP SERIES II
A500**
105Mb Quantum
Space for 8Mb RAM
£485.00

SUPRA 500XP
52Mb Quantum
Space for 8Mb RAM
with 1Mb free
£319.00

SUPRA 500XP
105Mb Quantum
Space for 8Mb RAM
with 1Mb free
£459.00

AMIGA A500 FUN PACK

Amiga A500 Plus, Mouse, Modulator, Manuals, Workbench, Joystick, Disk Box, 10 Disks, Dust Cover, Dpaint III, 1Mb RAM, PLUS 13 GAMES Lemmings, Simpsons, Captain Planet, Safari Guns, Bubble Ghost, Tin Tin, Purple Saturn Day, Jumping Jackson, Hostages, Bobo, Krypton Egg, Shuffle Puck Cafe,

ONLY £399.00 inc VAT

A500 CARTOON CLASSICSOnly £319.00

SOFTWARE

DELUXE PAINT III.....	£17.00	PIXEL 3D V2.....	£79.00
AMOS + EXTRAS DISK.....	£32.00	QUARTERBACK.....	£33.00
BROADCAST TITLER II.....	£149.00	PRO-WRITE V3.2.....	£69.00
TV SHOW.....	£35.00	X CAD 3D.....	£269.00
DIGVIEW GOLD.....	£87.00	PHOTON PAINT 2.....	£25.00
LATTICE C V5.10.....	£149.00	FINAL COPY (NEW).....	£39.00
PAGESSETTER V2.....	£42.00	VIDEO EFFECTS 3D.....	£109.00
PAGESTREAM V2.1.....	£117.00	DRAW 4D PRO.....	£109.00
PAGESTREAM FONTS.....	£49.00	Q/BACK TOOLS.....	£49.00
TV TEXT PRO.....	£79.00	WORDWORTH.....	£75.00
CROSS-DOS V4, Multi-format file transfer.....	£19.00		
HITACHI VIDEO CAMERA. Ideal for use with DigiView.....	£199.00		
PEN PAL, Excellent easy to use Word Processor.....	£53.00		
IMAGINE 3D Animations & ray tracing.....	£139.00		
ART DEPARTMENT PROFESSIONAL V2.05.....	£119.00		
ALL IN ONE, Word Pro, Midi Music, Paint, 3 games c/w video.....	£115.00		
VIDEO EASE, Video titling package.....	£35.00		
BARS + PIPES PROFESSIONAL.....	£189.00		
AMOS COMPILER, Compile your Amos programs.....	£23.00		
THE WORKS PLATINUM. Integrated package.....	£45.00		
SUPERJAM Jamming Software.....	£85.00		
DOS 2 DOS Multi format file transfer software.....	£28.00		
WALT DISNEY ANIMATION STUDIO.....	£65.00		
REAL 3D BEGINNERS.....	£99.00		
REAL 3D TURBO/PROFESSIONAL.....	£269.00		
PROFESSIONAL PAGE 2.1 (new) with tutorial video.....	£125.00		

AMIGA A1500

The A1500 inc. Philips or CBM 1084s monitor, Twin drives, Dpaint3, The Works Platinum, Home Accounts, 3 Games + Joystick **ONLY £759.00**
AMIGA A500 part exchange available - please phone

ACCELERATORS

Microbotics Accelerator VXL-30, 25MHz.....	£222.00
Microbotics Accelerator VXL-30, 40MHz.....	£351.00
68882 Floating Point Co-processor for VXL-30.....	£132.00
GVP 68030 22MHZ WITH 1 MEG RAM.....	£519.00

AMIGA A500 MAX PACK

Amiga A500, Mouse, Modulator, Manuals, Workbench, Joystick, Disk Box, 10 Disks, Dust Cover, Dpaint III, 1Mb RAM PLUS 20 GAMES Safari Guns, Bubble Ghost, Tin Tin, Purple Saturn Day, Jumping Jackson, Hostages, Bobo, Krypton Egg, Zenon 2, Super Ski, Shuffle Puck Cafe, Not all games are listed.

ONLY £369.00 inc VAT

Please phone for other Amiga Packs

HARDWARE

ROM V2.04 AND ECS DENISE NOW IN STOCK.....	P.O.A.
FRAMEGRABBER PAL real time colour frame grabber.....	£450.00
AUDIO ENGINEER 2 PLUS sampling hardware & software.....	£174.00
SOPHUS S5 Stereo sound sampling hardware/software.....	£49.00
AMIGA COMPATIBLE DISK DRIVE on/off & through port.....	£57.50
NAKSHA CLONE MOUSE high quality replacement mouse.....	£19.50
SOUND MASTER Stereo sound sampling hardware/software.....	£105.00
NAKSHA SCANNER Excellent scanning quality.....	£105.00
TV TUNER for Philips and Commodore monitors.....	£79.00

PRINTERS

STAR LC-24/200 COLOUR inc. free lead.....	£269.00
STAR LC200 9 pin colour inc. free lead.....	£185.00
STAR LASER 4 high quality laser printer inc. free lead.....	£679.00
CITIZEN SWIFT 24E 24 pin colour printer inc free lead.....	£269.00
CITIZEN 224 COLOUR 24 pin colour printer inc free lead.....	£239.00
CITIZEN SWIFT 9 COLOUR 9 pin colour printer inc free lead.....	£189.00
CANON BJ10 E/EX bubble jet printer inc free lead.....	£229.00
STARJET bubble jet printer inc free lead.....	£225.00
HP DESKJET 500 inkjet inc free lead.....	£349.00
CITIZEN 224 MONO 24 pin mono printer inc free lead.....	£209.00

MEMORY

SUPRA RX500, 8Mb board for A500 inc 1Mb.....	£95.00
SUPRA RX500, 8Mb board for A500 inc 2Mb.....	£119.00
SUPRA RX500, 8Mb board for A500 inc 4Mb.....	£209.00
SUPRA RX500, 8Mb board for A500 inc 8Mb.....	£309.00
MICROBOTICS 8Mb Ram Board for A1500/B2000 with 2 Mb.....	£155.00
EXTRA 2 Mb OF RAM FOR MICROBOTICS.....	£75.00
A500 512K RAM WITH CLOCK AND SWITCH.....	£29.00
A500 PLUS 1MB RAM UPGRADE.....	£39.00
ROM 1.3/2.0 Sharer.....	£17.00

MODEMS & FAX

Baud Bandit 2400 Modem, V21, V22Bis & MNP 5.....	£139.00
Supra 2400 Plus, MNP5 & V42 Bis (speeds up to 9600).....	£165.00
Supra 9600 Modem. Speeds up to 38000.....	£399.00
Supra 2400 Plus Internal Modem for A1500/B2000.....	£159.00

HOW TO ORDER:
Either call our number
below with your credit
card details, or send a
cheque/PO or credit
card details to our
address.
Cheques made
payable to:
THE 16 BIT CENTRE
Prices subject to change without
notification.

All prices include VAT + Courier Service

16 BIT CENTRE


Units 15-17,

Lancashire Fittings Science Village

Claro Road, Harrogate HG1 4AF

Tel (0423) 531822/526322

**EXTENDED WARRANTY
AND MAINTENANCE
CONTRACTS AVAILABLE
ON ALL ITEMS. PLEASE
CALL FOR FURTHER
DETAILS**




OUR EXPERTS TACKLE YOUR REAL-LIFE PROBLEMS

CONTENTS AT-A-GLANCE

Accents	48
Agnus	66
AMOS	46, 48, 52
Amplifiers	46
ARexx	48
Assembler	52
Audio Engineer	66
Bars&Pipes	45, 66
Basic	52
Bobs	47
Boot block	52
Bridgeboard	45, 48
C	52, 57
Chip RAM	66
Compugraphic Fonts	59, 66
Deskjet	45, 57, 59, 66
Exec	57
Fast RAM	66
FontGrabber	52
Fonts	45, 52
Fractals	46
IBM emulation	45, 48
Imploder	46
Interlace	57
MIDI	45, 47, 56, 57, 59, 66
Music X	45, 59
Oki printer	46, 52
PageSetter	59, 66
PatchMeister	45
Pen Pal	47, 48
Power Packer	47
Professional Page	59
ProWrite	56
Rainbows	52
Sampling	46, 47
Scribble!	46
Sequencer One	56
SIMMs	52
Sound Enhancer	46
Star printer	45
Technosound Turbo	47
TIFF	66
TransSpell	59
TURBOPrint	52
VGA	45, 56
Viruses	56
Wordworth	45, 57

AMIGA ANSWERS




YOUR PROBLEMS SOLVED

SO WHAT DO ALL THOSE ICONS MEAN?



Beginners:
this icon
will appear
next to any
questions which are
'basic' in content.



General:
this icon is
used for any
general Amiga-related
queries.



Caution:
be sure
that you
fully
understand the answer
before trying it out.



Danger:
the answer
to this
question
could well invalidate
your warranty – or you!



Hardware:
this icon is
used to
denote
questions relating to
general hardware.



**Buying
advice:** we
use this
icon if the
question asks us for
buying advice.



Printers:
this icon
denotes a
query
about printers, printer
drivers and so on.



Technical:
any
queries
about
programming will have
this icon next to them.



Video: this
icon
relates to
any query
about using your Amiga
with video hardware.



Music: this
icon is for
questions
about
MIDI, sampling,
synthesizers and so on.



Programs:
any
program-
specific
queries have this icon
next to them.



Comms: if
your
question
relates to
comms, this is the icon
that we'll use.

WHATEVER YOUR PROBLEM WITH THE AMIGA, WE ARE HERE TO SOLVE IT

That's the task we have set ourselves in giving you the best possible support for your Amiga. We are confident that our experts can cope with any technical questions you can throw at them. If they don't already know the answer to your problem, they will find it out for you.

We are prepared to deal with any problem you have with the Amiga, from general enquiries about AmigaDOS or Workbench, through questions about specific pieces of software and hardware, to advice on what you need to buy to do a particular task. If it's to do with the Amiga, we will help out. What we cannot do is offer this service over the telephone – do not phone us with your enquiries, but write to us at the address below.

We also cannot enter into personal correspondence – all enquiries will be dealt with in the pages of the magazine. This does mean a bit of a delay in solving your problem, but you'll just have to be a little patient and wait for it to appear in print. You won't get a personal reply even if you enclose an SAE with your letter, so please don't bother.

Send your question on the form below to: Amiga Answers, Amiga Shopper, Beauford Court, 30 Monmouth Street, Bath BA1 2BW.

The Amiga Answers panel consists of our consultant editors

Mark Smiddy and Jeff Walker – and, of course, our resident deputy editor Cliff Ramshaw. We will also be calling on the services of all our other contributors, so you won't be able to catch us napping whatever the subject of your query.

Each panelist will be dealing with queries in their own specialist area(s) so it would help us greatly if, when writing, you label your query envelope with the name of the expert who can solve your particular problem.

Below is a list of areas of expertise. It's a list that we will add to and update every month, so you will know who to write to about any subjects not mentioned here.

Gary Whiteley –	Video
Paul Overaa –	Programming, music
Mick Draycott –	Hardware, programming, MIDI
Jeff Walker –	Desktop publishing, programming
Mark Smiddy –	AmigaDOS, business, CDTV, hardware projects, hard and floppy disk drives
Jason Holborn	Public Domain, AMOS
Jolyon Ralph –	Programming, hardware, CDTV
Cliff Ramshaw –	The really hard stuff that no-one else can answer

If you send in a question for the Amiga Answers experts, please fill in and include the form below (or a photocopy if you don't want to cut up your magazine). And please also make sure that you include all the relevant details – version numbers of software and so on – so that we have the best chance of helping you. Send your form and question to: Amiga Answers, Amiga Shopper, 30 Monmouth Street, Bath BA1 2BW. Sorry, but we cannot personally reply to any questions – even if you include an SAE.

Name: _____

Address: _____

Your machine:

A500 ☐ A1000 ☐ A1500 ☐

A2000 ☐ A3000 ☐

Approximate age of machine: _____

Kickstart version (displayed at the 'Insert Workbench' prompt)

1.2 ☐ 1.3 ☐ 2.x ☐

Workbench revision (written on the Workbench disk)

1.2 ☐ 1.3 ☐ 1.3.2 ☐ 2.x ☐

PCB revision (if known). Do not take your machine apart just to look for this! _____

Total memory fitted (see AVAIL in Shell for 1.3 Workbench) _____

Chip memory available (see AVAIL in Shell) _____

Agnus chip (if known) _____

Extra drive #1 (3.5"/5.25") as DF_: Manufacturer _____

Extra drive #2 (3.5"/5.25") as DF_: Manufacturer _____

Hard disk: _____ Mb as DH_: Manufacturer _____

Extra RAM fitted – type, size in Mb and manufacturer _____

Details of any other hardware which could help us to answer your question:

Now, use this space to describe your problem, including as much relevant information as possible. Please continue on a separate sheet if necessary.

DESKJET 500 FONTS



I have a Hewlett-Packard DeskJet 500 printer which I use with *ProWrite*, *PenPal* and *Wordworth*. While graphics printing is satisfactory with the first two, they won't print the internal DeskJet 500 fonts Times and Helvetica, and I see no way that they will ever do so using the HP_DeskJet driver supplied with my Amiga. However they do print the two default Courier fonts.

When it comes to *Wordworth*, this will print only Times and nothing else, not even pictures.

I assume that this is due to the vagaries of programs and printer drivers, but I would like your advice as to whether the internal fonts of the DeskJet 500 can be accessed and used easily with programs other than those associated with the PC.

SW Waldron
Newport
Gwent

The latest version of *ProWrite* (3.2) has a Printer Font Number gadget in its Print requester to enable you to switch between internal printer fonts, although this will only work if the printer driver you are using supports this feature. I'm pretty sure that the HP_DeskJet driver on the Extras disk does support font numbers – even if it was written some years ago now for the original DeskJet – but you can get more modern drivers from JAM on ☎ 0895 274449.

Version 1.1 of *Wordworth* will let you mix and match internal DeskJet 500 fonts in the same document. Looking at the disk I can see it has support for Times, Courier, Elite and Gothic. I suggest you contact Digita on ☎ 0395 270273 and talk to someone about upgrading.

Wordworth almost certainly isn't printing pictures because that old HP_Deskjet driver doesn't work properly with the DeskJet 500. JW

VOICE SYNTH



I have no voice editing software for the FB-01. I do own *Music-X 1.1* but this does not include an FB-01 protocol or editor. I have managed to download a bank of sounds using one of the generic protocols in *Music-X* but I can then only view the sounds in the generic editor which displays hexadecimal. Do you know of a way I can write my own FB-01 protocol for *Music-X*? At least that way I could keep a library of my sounds in *Music-X*.

I know of two commercial voice-editing packages, Dr T's *4-Op Deluxe* and Blue Ribbon Soundwork's *PatchMeister*, which

support the FB-01. Both cost about £80, so I was wondering if you knew of any FB-01 voice editors in the public domain. If not then I will have to buy one of the commercial packages. Which is best, and, as *PatchMeister* is by Blue Ribbon Soundworks, will I need *Bars&Pipes* to run it?

Paul Howlett
Southampton
Hampshire

The general plan for creating protocols is given in the back of the *Music-X* manual. I am sure however that someone, somewhere, must have written a Yamaha FB-01 protocol already because when first introduced the FB-01 expander was very popular. Having said that I've not been able to find any references to this sort of data and from the stories I've heard there looks as though there could be hidden problems with the use of some of *Music X*'s protocol facilities anyway.

I'm afraid I do not know of a public domain FB-01 editor but as far as commercial editors are concerned the two you mention would make your voice-editing life a lot easier. *PatchMeister* is good and you don't need to use it in conjunction with the *Bars&Pipes* sequencer. I've used a couple of the Dr T editors (including *4-Op Deluxe* with a Yamaha TX81Z expander) and since this program supports the FB-01 there's no doubt this would be the cheapest commercial software option.

The snag here is that your FB-01 will not last for ever – when you change expanders your editor will then become obsolete. OK I know that *4-Op Deluxe* does support a few other synth/expanders but it is still Yamaha specific and works only with the Yamaha TX81Z, the FB-01 and the DX100, DX27 and DX21 units.

The ideal long term solution to this obsolescence problem is to go for a universal editor. *PatchMeister* is one solution, but Dr T's *XOR*, which can be used with the FB-01, is the editor I would recommend because it already supports around 120 synthesizers/expanders. *XOR*'s disadvantage is its price (£219) but this package could turn out, in the long run, to be the most cost effective pathway. Once you've changed synthesizers, or added a couple of other expanders to your MIDI set up, the cost of buying extra 'instrument specific' voice-editor programs would soon mount up. PAO

VGA GRAPHICS GRAPPLE



I have tried to use an SVGA graphics card (VG2000) with the XT bridgeboard but

I have been unable to get it to work properly in monochrome and not at


all in colour. Can you please tell me what I must do to get colour and where I can get a manual on the XT Bridgeboard. Is it possible to autoboot from my hard drive?

M Bowles
Kirdford, W Sussex

First, make sure that you have an 8-bit VGA card and not a 16-bit VGA card. Only 8-bit cards will work with the XT Bridgeboard, and most SVGA cards are 16-bit (for AT-type computers). You will also have to change a jumper on the XT Bridgeboard and run the Bridgeboard setup software to configure the card.

New manuals can be obtained from CPC Components on 0772 555034. You can autoboot the PC, but not the Amiga from a Bridgeboard hard disk. JR

FEED THE POET



I use *Wordworth 1.1* with the original document layout settings except that

I've changed the paper type from US Letter to A4 Letter.

If I create a document and print it out on my Star LC24-200 printer, using the EpsonQ driver, the print on the paper begins at 4.6cm from the top of the paper. If I decide to print another copy the print begins at 7.2cm. This carries on with the top of the third copy at 9.7cm, the top of the fourth copy at 12.2cm, the top of the fifth copy at 14.8cm.

This, as you can imagine, is very annoying and the only way I have rectified this is by turning off the printer and then turning it back on when I want to do the next copy.

How do I overcome this problem so that each copy starts at the same place without having to turn the printer off and on? Also, I want to design a letterhead using *Deluxe Paint II* and incorporate it in my letters created using *Wordworth*. Is this possible? If so, how do I do it?

Barry Fulbrook
London N5

I get quite a few letters about this problem of pages starting further from the top of the page each time, not just from *Wordworth* users but from people using all kinds of word processors.

It helps if you understand what's going on. The A4 page you create on-screen assumes you are going to print from the very top of the paper to the very bottom. Any top and bottom margins specified, although they may contain no text, are also printed – a one inch top margin, for example, at the normal six lines per inch, is sent to the printer as six line feeds; the same goes for bottom margins. Both margins are included in the total page length, so if they are both one inch your total printable length is reduced by two inches.

Now, if your printer creates its own top margin because of the way the paper feeds in, there's no way that the full A4 page can be printed on that piece of paper, so whatever part of the page is left unprinted, when the paper feeds out, gets 'carried over' and printed on the next sheet of paper. Unless you switch the printer off that is, in which case the 'carried over' data gets lost.

In your case the 'carried over' data is a few line feeds which belong to the bottom margin of the previous page you printed.

Because of your preciseness in telling me your word processor settings and the exact measurements involved, I can quickly see that your printer is imposing a three-quarters-of-an-inch (2cm) top margin – *Wordworth*'s default top margin is one inch (2.6cm), yet your text starts one-and-three-quarters-of-an-inch (4.6cm) from the top.

So reduce your page height by 2cm and everything should work as expected. If you want the top line to start nearer to the top of the page, reduce the top margin value as well. If you feel the printer-imposed three-quarters-of-an-inch is enough of a top margin, select the Skip Top Margin button in the Print requester. In fact,

JARGON BUSTING • JARGON BUSTING

Font – The group of letters, numbers and special characters that comprise one variation of typeface, eg: 12pt Times, 12pt Times Bold, 12pt Times Italic.

Hexadecimal – A number format in which each digit can have one of sixteen (instead of the more usual ten) values. Digits above 9 are represented with the alphabetic characters A-F.

Printer driver – a program that sits inbetween any applications program producing output and the printer. It converts codes describing text and graphics format into a form suitable for a specific printer.

VGA – Video Graphics Array. High resolution colour or monochrome graphics system for the IBM PC.

Voice – A collection of data defining a sound waveform for a synthesiser.

if you do this you may not need to alter the page size as this will reduce the page size by one inch.

Some printers can't print right to the bottom of the page (although yours can) because they automatically sense the bottom of the paper and need a bit of it for themselves in order to feed the sheet out. Often this 'paper-out sensing' can be switched off via a dip switch or command issued through the command panel - check your manual about this.

If your printer can't print right to the bottom of the paper you'll have to reduce your page height by about another 1-2cm to allow for this. Or, if you are using *Wordworth*, you could try selecting the Form Feed button which will send a form feed at the end of the text on the page instead of however many line feeds are required to 'print' the bottom margin.

One final thing to check is that your printer is set up for 12in paper (or A4), not 11in. Many printers default to 11in paper and need a dip switch flipping (or a command issued from the command panel) to set them to 12in. Once again, check your manual.

As for designing a letterhead and incorporating it into your *Wordworth* letters, simply use *Deluxe Paint II* to design your letterhead, save it to disk and then import it into *Wordworth* using Place Picture from the Utilities menu. I see you have only 512k of graphics RAM and 512k of expansion RAM, so keep to two or four colours to save on memory usage. If your *Deluxe Paint* letterhead or logo is smaller than a complete screen, cut it out and save it as a brush; again, this will use less memory when importing into *Wordworth*. **JW**

SAMPLE OF C



If I sample the middle C note of a piano at a sample rate of say 8386, for example, then play it back at 8363 samples/sec, I will obviously hear the sound of middle C. My question is what formula or algorithm can I apply such that, to play it back at 8363 samples/sec, I can get a different note, say an E note?

I am trying to do what the RESAMPLE function in the Tune Waveform menu of *AudioMaster* does. I am programming in Amiga Basic and C, and know how to load and play SV8X sound samples.

By the way how does the sound quality of an Amiga connected to the Sound Enhancer (by Omega Projects) compare to that of an Amiga with its low-pass filter off? Is it better? Also, in your opinion, which is the best Amiga amplifier -

JARGON BUSTING • JARGON BUSTING

Crunch - A method of compacting programs and data so that less storage space is used on a disk. When a crunched program is loaded into memory it automatically de-crunches itself into its full, functioning size.

Fractals - Are patterns created by the constant repetition of a simple shape at smaller and smaller scales. One example is a triangle with smaller triangles on each of its sides, with smaller triangles on each of their sides, with smaller triangles...

Guru - A message from the Amiga system saying that a fatal error has occurred. The message appears in a large, flashing red box and includes two numbers which are of use to programmers trying to ascertain why their programs have failed.

Low pass filter - Something which allows low frequency sounds to pass through unmolested while reducing the volume of higher frequency sounds in proportion to the pitch.

Sample - A digital - computerised - representation of a sound. A sample can be sent through a digital to analogue converter (the Amiga has four of these) and be heard as sound. Changing the speed at which the sample is played back changes the frequency (or pitch) of the sound.

Startup-sequence - A program which is executed every time the Amiga is switched on and after every reset. It sets up the system so that it is usable from Workbench, and may be customised by those who have unusual hard or software requirements.

ZY-FI, Sound Blaster, or the Trilogic MiniAmp 5?

Chee Chong Hin
Cottingham
North Humberside

If your only reason for re-sampling is to change the final pitch of the sample being played then you don't need to do it anyway - you just alter the period data used for the waveform. Have a look in the Amiga Hardware manual for the various formulae, restrictions etc. Another book which is likely to be useful to you is *Making Music On The Amiga* (it's published by Abacus and available from DTBS Books on ☎ 0706-524304). The Abacus offering provides useful Amiga Basic and GFA Basic advice and it also provides formulae and example programs.


If you are seriously interested in general signal processing techniques (including sampling frequency changes on complex waveforms) then get down to your local library and ask them to get you a copy of *C Language Algorithms For Digital Signal Processing* by Paul Embree and Bruce Kimble. It's published by Prentice Hall and the ISBN is 13-133406-9. Be warned though - it involves some very heavy maths and provides even worse bedtime reading than the *ROM Kernel Manuals*.

As far as your last questions are concerned: The Sound Enhancer's performance will vary according to the amp/speakers being used but with most set-ups you will notice far more improvement than that obtained when switching out the low-pass filter.

Amplifiers? I'm not that keen on

any from your list but, having said that, all will sound much better than the Amiga monitor's internal speaker. If pushed I suppose that I'd tend to come down in favour of the MiniAmp 5. **PAO**

SCRIBBLE! GETS DOWN



I use *Scribble!* on a 1Mb Amiga 500 with an Ok! Microline 380 24 pin printer.

Using single sheet feed or continuous form, the top line of print moves progressively down the page when more than one page is printed. I realise this is to do with the way the printer is set up, but no matter how many combinations of printer preferences I experiment with this annoying fault continues.


I am printing on A4 paper using a Courier font with a pitch of 12 characters per inch and a spacing of six lines per inch. On the Workbench Printer Preferences I have set the page length to Custom, with 70 lines.

D Watkins
Chandlers Ford
Hampshire

See the answer to the letter entitled 'Feed the poet' for an explanation of what is happening. Change your page length within *Scribble!* to between 64 and 66 lines (Preferences/Page Setup/Page Length) and the problem will disappear. It did for me at least.

This *Scribble!* Page Length figure will override the Workbench Preferences value for page length, but once you've found the correct value it'll do no harm to adjust that value as well. **JW**

WORKBENCH WORRIES



I am thinking of putting together a customised version of Workbench but I

need to know the following:

- Is it possible to load all the programs that I require while Workbench is booting to avoid any loading when it is in use?
- Can I use the PD program *Imploder* to crunch files and/or disks and then use *PPMore* to read text files?
- How do you use *PPMore* and *VILBM* from an icon?
- How do I load programs using the startup-sequence?
- Using the startup-sequence, how can I make it load and play sampled speech and show a picture whilst the main body of Workbench is loading?
- How do you attach an icon to an animation? Would I need something like *PPAnim* or *ShowAnim*?
- Which memory expansion do you recommend for my A500? I've been looking at a few and I've narrowed my list down to the Cortex unit and the SupraRAM 500. Whichever I buy, I will need at least 2Mb.
- Which PD fractal generators do you recommend? I want to be able to produce both landscapes and normal mandelbrots and Julia sets.
- Using AMOS, I'm trying to write a sort of *Galaxians*-type game and I need to have waves of aliens swooping down towards a ship at the bottom of the screen which can fire missiles. What I need to know is how do I display several aliens on the screen at once, moving them all using AMAL and how do I get the player's ship to fire missiles and register a collision when they hit an alien?
- Which is the best way of getting financial recompense from a game? Which is best, licenseware or shareware?

Daniel Morgan
Sidcup
Kent

a) You certainly can load programs from the startup-sequence, but this isn't a very practical thing to do if you only have 1Mb RAM. Something like *DPaint* or AMOS require a hefty chunk of RAM which simply isn't available on a 1Mb machine. OK, you can load them individually, but try loading several at the same time and you'll soon run out of valuable RAM.

It's best to restrict this kind of thing to smaller programs - and even then you should only install a program if you really need to. I've got 9Mb of RAM inside my machine and the only programs that I load during bootup are Timm Martin's *SID* and a virus killer. I could quite easily have

pulled in several very large applications but the time it would take for the machine to boot up would be unbearably long – even on a hard disk based machine!

If you still want to continue with your idea, then the CLI-command you need is RUN. This clever little command allows you to launch any program as a child-process, therefore leaving the machine to continue with the StartUp-Sequence even while the launched program is running. Better still, try and get your hands on a copy of a PD variant of RUN called *RunBack*. *RunBack* will do the same job only much, much better.

b) If you're intending to squeeze a few extra programs on to a standard Workbench disk, then you will need something like *Imploder* to crunch the disk's contents to make room. *Imploder* isn't a bad little program, but a better program for the job is *PowerPacker Professional* which is available from Softville PD.

PowerPacker has virtually established itself as something of a standard, so you'd be much better advised to use this instead.

c) The easiest way is to simply click once on the *PPMore* or *VILBM* icon and then press the SHIFT key and double click on the file you wish to view.

d) The startup-sequence is really nothing more than an automated CLI which executes various commands in the same way as a programming language. To load a program, all you would have to do is to add the filename of the program to the startup-sequence on its own line – ie, to load *DPaint* you would enter the command 'DPaint'. Easy really.

e) You'll need two programs – a picture viewer and a sampled sound player. These are ten a penny in the PD libraries so just contact your nearest and dearest PD supplier and ask them for the appropriate disks.

f) Adding an icon to an animation is simple as long as you know the CLI fairly well. All you need is a 'Project' icon like the ones attached to pictures saved out by *DPaint* (the framed picture of a mountain range). All you do is to copy the icon file (the file that ends in .info) across into the same directory as the animation and then rename it so that it is attached to the animation – eg, if the animation is called 'Dog', you would rename the icon file 'Dog.info'.

To display the animation, you will need a tool like *ShowAnim*. Copy *ShowAnim* into your C directory and then modify the animation icon's default tool so that it reads 'C:ShowAnim'. This can be done by clicking once on the icon and then selecting 'Info' from the Workbench menu on the Workbench (2.0 users must select 'Information...' from the Icons menu). You will then be

presented with a window containing all sorts of useful information concerning the file that the icon is attached to. To get the icon to load *ShowAnim*, you must change the 'Default Tool' field so that it reads 'c:ShowAnim'. Once this is done, click on 'Save' and the animation will then load from an icon.

g) My personal favourites are the Cortex range manufactured by Cortex Design Technologies. They make a range of expansions ranging from a 2Mb unit for £240 to an 8Mb unit for a very reasonable £480. What's more, they come complete with a passthru connector, so you could still add a hard drive at a later date. Cortex is on % 051 236 0480.

h) For Mandelbrots and Julia sets, I'd recommend *MandelVroom*. For fractal landscapes, I still like *Scenery*. Both are available within the Fish collection of disks.

i) Well, for a start I'd advise you to use blitter objects rather than sprites. A game like *Galaxians* doesn't require a tremendous amount of speed, so Bobs will do the job perfectly well. What's more, you can have a lot more of them onscreen at once.

By default, you can display up to 63 Bobs onscreen at once simply by using the AMOS 'BOB' command. An addition parameter allows you to specify which image is to be assigned to the Bob from the sprite bank.

For example, if the bob image for your aliens was at position 1 in your sprite bank, all you would have to do is to enter the following four commands to display four Bobs with the same image data. Good, eh?

```
BOB 1,100,100,1
BOB 2,200,100,1
BOB 3,100,200,1
BOB 4,200,200,1
```

Obviously you've only got a limited number of AMAL channels available to actually move all of these aliens, so you must get around this limitation by cheating. Because the aliens attack in a wave, they all move in relation to each other, so you could easily assign an AMAL channel to a single Bob and then write a bit of code which tells the other Bobs to get their position data from that Bob offset by a number of pixels. This way, all the position checking can be handled by AMAL, leaving your program to run at full pelt. This is not a perfect solution, but it'll work.

To get the player's ship to fire a missile, create a new hardware sprite each time the fire button is pressed and move it under AMAL until it hits something. Collision detection between a Bob and a sprite is nice and simple – just keep checking the value returned by the

'SPRITEBOB COL' command until it returns a value of -1. You then check the status of each bob using the 'COL' command to find out which ship the missile has collided with. j) I'd go for licenseware as it guarantees you a fixed payment of £1 for each disk sold. You could get more from each user using shareware, but you've got no guarantee that everyone who buys your game will pay the shareware fee. **JH**

MEMORY LAME



I am at my wits' end. I bought *Pen Pal* at the same time as I bought my Amiga.

It's a 1.3 machine with 512k graphics memory and 512k expansion memory.

I cannot use it for graphics printing. Everything is perfect in text print but when I print in Amiga graphics I get a perfect print and then the machine crashes with a Guru message, meaning I have to re-boot and re-load the program for each page of my document.

I am using a BJ-10e printer driver, but the same thing happens if I use the Canon 48 driver.

I have tried every combination of settings and have to have the paper feed on continuous otherwise I have the problem of a zero printing at the top of the page. I have run *Pen Pal* on somebody else's Amiga using my BJ-10e printer, and the same thing happens so it...

**P Kovacs
West Molesey
Surrey**

I'll stop you there, Mr Kovacs, even though you kindly took the time to supply me with lots of other details. Your problem is a lack of memory.

To create an A4 sized bitmap at 360 dots per inch (dpi) – a bitmap is a representation of the graphic, in this case the whole page, created in memory, after which it is sent to the printer – which is what *Pen Pal* and the printer driver are doing between them, requires lots of memory, especially if there are multi-coloured pictures and large fonts on the page.

Depending on how many pages you have in your document, and how much memory they take up, you may very well be able to print them at the lower resolution of 180 by 180 dpi (Density 4), which requires only a quarter of the memory that 360 by 360 dpi does.

There are certain things you can do within *Pen Pal* to free as much memory as possible. In the System/Preferences/Program requester, over on the bottom right where it says Pen Pal Buffer, Select the Fast button and change the Percent To Use value to the smallest

possible, which is 10% on my version of *Pen Pal*. While you are there, over on the bottom left where it says Close Workbench?, select Yes. And in the middle where it says Display Mode, select Normal.

Save these settings. You'll have to quit *Pen Pal* and re-load for them to take effect.

The number of fonts in your FONTS: directory will also affect memory usage, even if you haven't actually used them in the document, so prune your fonts to the bare minimum required for your document.

If after trying all these tricks you are still crashing, the the only answer is to buy some more expansion memory. **JW**

GUITAR HEROICS



I recently bought a Technosound Turbo for my Amiga. Even more recently

I started learning to play electric guitar. While experimenting I found that if I connected my guitar amplifier to the sound input of the Technosound I could play my guitar through the computer. This was good news as I felt I could record a backing track and play a solo to it. Then came the big disappointment – I can only record for about 30 seconds before running out of memory. What I would like is a program that would let me play and save a whole track.

I have a further problem: I have a Yamaha PSR 47 MIDI keyboard and have bought a MIDI interface from Datel but I'm nervous about connecting it up as there are no instructions. Also what does it do?

**D Cussell
Margate
Kent**

It is not your software that is the limiting factor; it is simply that large sound samples, which is what you are creating by sampling your guitar in this way, use a lot of memory. There's no program that can get around this as such and systems that can sample directly to hard disk, which is ideally what you need for whole-track sampling, are expensive.

A MIDI interface for an Amiga is quite a simple affair which plugs into the Amiga's serial port. Its basic purpose is to provide suitable signal characteristics, the signal opto-isolation and the right physical MIDI connections (ie a MIDI-IN, one or more MIDI-OUTs and usually a MIDI-THRU DIN connector). Datel make two interfaces both of which take their power directly from the Amiga. When a sequencer program runs it sets the serial port up for collecting MIDI data and then monitors the port collecting any data that arrives at the interface's MIDI-IN terminal. If you

take a MIDI lead from your synthesizer's MIDI-OUT terminal and connect it to the MIDI-IN on the interface the sequencer program will be able to read the MIDI messages that your synthesizer transmits. In a similar fashion any MIDI data that you record and replay with the sequencer program will appear at the interface's MIDI-OUT terminal – if you have connected a lead from this terminal back to the MIDI-IN of the synth the synthesizer will play by itself as it receives MIDI messages transmitted by the sequencer program.

There's nothing difficult about using a MIDI interface – basically you just plug it in, connect up the appropriate MIDI leads, and forget about it. Most people do however suggest that you plug in the interface, and the necessary MIDI leads, *before* switching on and loading up your Amiga sequencer program. One thing you do need to check is that the sequencer does not default to echoing its MIDI input data – some Yamaha synths, and I'm not sure whether yours is one of them or not, use a non-standard MIDI-OUT terminal that echoes incoming data as well as transmitting the data generated by the synth – this can cause MIDI closed-loop problems until the sequencers echo-thru option has been disabled. Your synth and sequencer manuals should provide all the necessary info. **PAO**

IBM COMPATIBILITY



I would like to know if it is possible to convert the Amiga 500 to IBM

compatibility with hard disk, if so approximately how much would it cost, where would I get the best buy from and will it make any difference to the performance?

**Patrick Neale
Nuneaton**

Yes, there are several ways to make your Amiga run IBM compatible software. Firstly there is the KCS Powerboard; this is the slowest of the emulators on offer but comes with 1Mb of memory. It costs around £220. The Vortex AtOnce board is a faster emulator, but requires opening

your Amiga 500 to fit internally, voiding the guarantee. It costs around £190. With either of these you will need to buy an Amiga hard disk to use with the emulator, the KCS will only work with some hard disks such as the Commodore A590, the Vortex AtOnce will work with all Amiga hard disks.

Possibly the best solution is the excellent GVP series II hard disk for the Amiga, which for £399 gives you a 52Mb hard drive and room to expand up to 8Mb of memory. You can then fit the optional GVP AT emulator inside the GVP hard drive (£299) to provide IBM compatibility and a hard disk in one box. Check through the advertisers in this magazine for the best prices. **JR**

WELSH ACCENT



Accents can be placed over a,e,i,o,u by using the [Alt] key plus f,g,h,i,k. In Welsh

the use of accents is also desirable on w and y, particularly the caret.

Can the w and y keys be made to work with the [Alt] keypresses to produce the caret by using [Alt]-w? If not, is there another way?

**E Evans
Llangennech
Dyfed**

Oh I see, it's 'guess the word processor I'm using' time again, is it? Ha ha! You can't catch me that easily...

... an hour passes ...

Got it! It's *Pen Pal* you're talking about. You could have saved me a lot of time, Mr Evans, if you'd told me that to start with.

Anyway, the answer is no, *Pen Pal* will only put accents over characters it knows have accents over them, and these will correspond to characters in your printer's internal font or fonts, which won't include a w or y with a caret over it.

The only thing you could do is use the Fed font editor on the Extras disk to design a font with your Welsh accented characters and use Graphics print instead of Text print, but the quality of the printout will be greatly reduced. **JW**

AREXX RULES?



Having programmed extensively in Basic on the Amstrad CPC 464, I looked

forward to programming using AREXX which is supposedly supplied with my new Amiga.

To my dismay I could not find it on my disks although I did come across a program runner called RexMast. Is the AREXX language supplied or should I look to AMOS for a good programming language? Also, if it is supplied how do I load it

JARGON BUSTING • JARGON BUSTING

Hard drive – Like a floppy drive, but much with a much greater storage capacity and much greater speeds for the storage and retrieval of information. The disk inside a hard drive cannot be removed, so once the disk has been filled, it's either time to delete excess files or get another one.

IBM – International Business Machines. IBM revolutionised the home computer market with the introduction of the IBM Personal Computer, known as the PC. Since then, many other manufacturers have marketed PC-compatible computers. PCs and compatibles are now accepted as the industry-standard small business computer.

MIDI – Musical Instrument Digital Interface is a standard devised by electronic instrument manufacturers, allowing a number of synthesizers to be controlled by a single keyboard or sequencer. A MIDI interface for the Amiga works by plugging into the serial port.

Sequencer – A piece of software on a computer (or sometimes built into an electronic keyboard) which stores musical scores and transmits this information in real time via MIDI to synthesizers which will then play it. Some sequencers have the facility to receive and memorize MIDI information from a music keyboard so that music can be entered 'live' instead of note by note.

Basic – Beginners' All-purpose Symbolic Instruction Code. Originally designed as language to teach people the fundamentals of programming, Basic has become the most popular programming language for the home computer. Various extensions to the original language have meant that Basic now offers many powerful features.

up? The manuals that came with my machine give no help at all.

**Alex M MacIver
Isle-of-Lewis
Scotland**


AREXX is provided with Workbench 2 – that *RexMast* program which you found is the AREXX resident process. The bad news is that Commodore does not provide the full AREXX package *nor* do they provide any language documentation.

The only way you can get the full AREXX environment at the present time is to buy it as a separate package. There are some advantages to doing this anyway because, as you've already discovered, Workbench 2 users have been given the minimum of AREXX support.

Buy AREXX separately and you will get full documentation, the supporting header files, run-time and link-time libraries, utilities, and plenty of example AREXX programs. The AREXX package even includes developers' information for the design and implementation of AREXX interfaces.

The complete AREXX package costs £39 and is available from The Amiga Centre Scotland (☎ 031 5574242). AREXX on the Amiga has been brilliantly implemented but I think that it's fair to say that a lot of would-be Amiga AREXX programmers are going to be intimidated by some of the more technical material provided with the full AREXX package. In this respect AMOS might, if you are hooked on Basic style languages, prove to be a somewhat easier pathway to follow. **PAO**

LEARNING TO PROGRAM



I would like to learn a computer language and would be grateful if you could

recommend a book or package that is aimed at complete beginners rather than those that assume you have already learnt Basic (or something else) and therefore have an understanding of the fundamentals of computing.

Is C a good starting point?

In relation to hard drives, once the drive is full can you erase it or, if you need to keep the information on it, can you take out the disk inside and replace it?

What exactly does an AT Bridgeboard do?

**Barry Fulbrook
London N5**

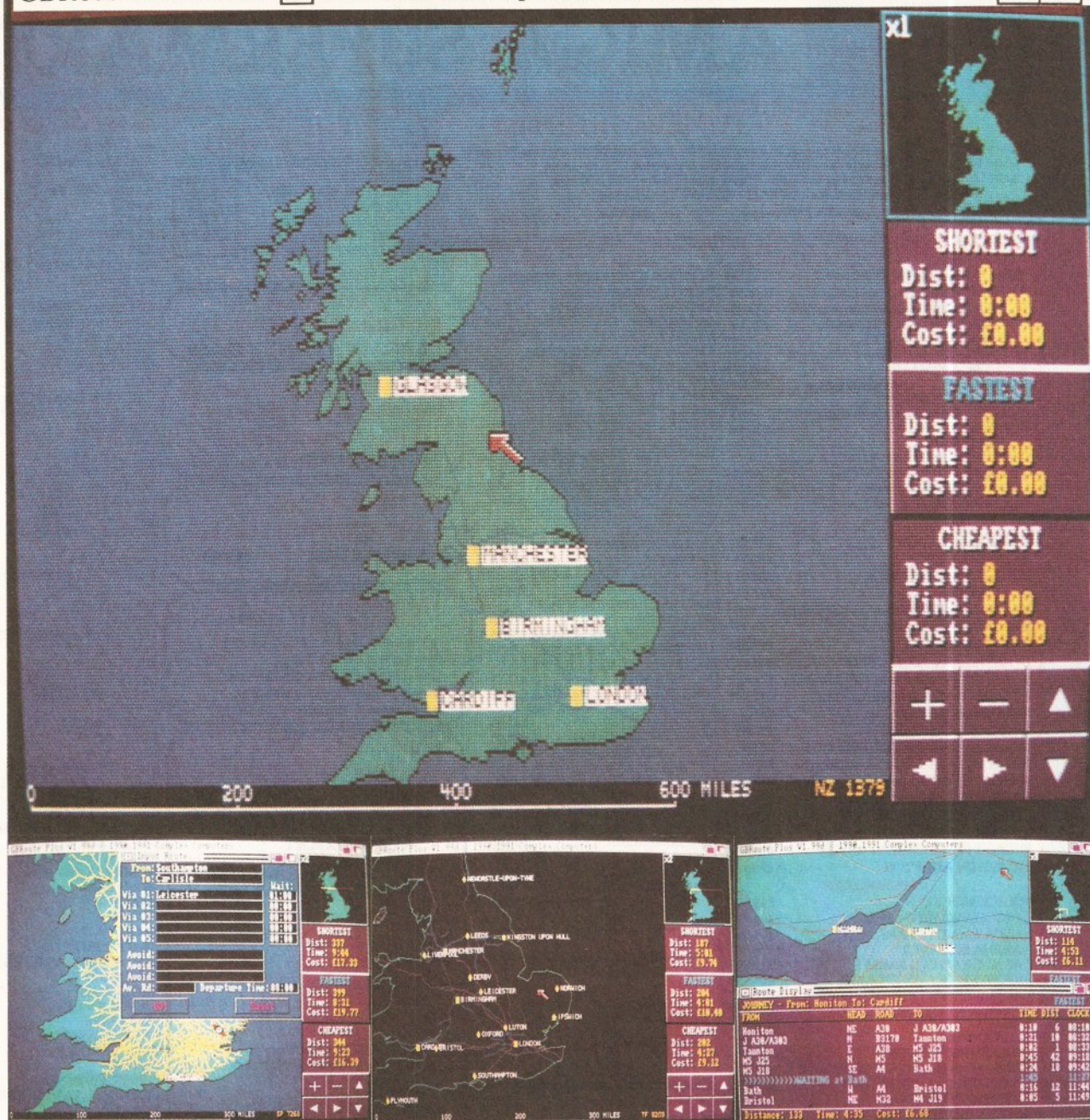
If you have absolutely no previous knowledge of computer programming, then I envy you because you have a long and rewarding adventure ahead of you.

There's no easy way to learn and there's no single book that will teach you. Diving straight into C would be a brave (and expensive) thing to do, although learning that language ought to be your ultimate aim. Many 'real' programmers would advise you to keep well away from Basic because this language tempts you to write unstructured programs; they are not wrong. However it is possible to write structured programs in Basic provided you resist the temptation to use the GOTO keyword.

My recommendation is that you run down to your local library and find

continued on page 52

Because of the width of the columns, we occasionally have to break listings across two or more lines. Where this has occurred, and you should enter two or more lines without a [Return] between them, we have used the following symbol: »



£79.95 Inc Vat
1 Meg Required

GBRoute Plus

Route Planner for the Amiga

£79.95 Inc Vat
1 Meg Required

GBRoute Plus for the Amiga computer has been carefully designed to assist the United Kingdom motorist plan easily and efficiently journeys almost anywhere in the UK. GBRoute Plus will not only find routes but will also cost, time and distance a journey in a matter of seconds, allowing the user to then print out a route or graphical map in either black and white or colour. There are many other features within the software designed for ease of use many of which allow the user to customise the program to suit the individual driver.

Features include:-

- * Over 25 Million possible routes
- * Calculate shortest, fastest and cheapest routes
- * Includes Motorways, A roads and B roads
- * Includes Cities, Towns and many Villages
- * 5 Via options, 3 Avoid places and avoid road
- * Colour and wireframe map graphics
- * Interlace display
- * Supports colour and black and white printers
- * Map scrolling and zooming facilities

Features Include:-

- * Motorway service stations included
- * Road Bias facility for six classes of road
- * 10 levels of magnification to a 1 mile scale
- * Mileage scale bar
- * National grid coordinates
- * Colour palette requester
- * ARexx support - over 50 commands
- * Vector mileage calculator
- * 3D look user interface

Dealers Contact:

1. Leisure Soft
2. HB Marketing
3. Laser Distribution
4. Centresoft/IBD
5. SDL

Amiga Shopper:

"The original GB Route was great, but Complex has so enhanced it, that its virtually perfect."

GBRoute Plus is available from most good Amiga dealers

Telephone: 0706 224531 - Fax: 0706 225320

Complex Computers-2 The Arcade, Waterfoot, Rossendale, Lancs BB4 9AF



FAST, FRIENDLY,
EFFICIENT
SERVICE FROM
THE AMIGA
PROFESSIONALS

AMIGA SUPERMARKET

LOW COST TV TUNER LOWER PRICE

Use your Monitor as a excellent quality tv for only £49.99. Fully compatible with the Philips & Visto 8833, Mk1&2, Commodore 1084/di monitors & Amstrad CPC monitors.
RGB Multisync monitor version available. Please state monitor when ordering
PHILIPS/COMMODORE/AMSTRAD VERSION £49.99 >>
Multisync monitor version with RGB output £69.99 >>

DESK TOP VIDEO PERIPHERALS

VIDI+ RGB Splitter & Vidichrome	£139.99
VIDI & VIDICHROME special price	£84.99
RGB SPLITTER Rombo Electronic type	£54.99
ROCGEN GENLOCK SAVE £££s	£94.99
ROCGEN PLUS GENLOCK	£149.99
SUPERPIC - Colour Digitiser & Genlock	£584.99
SUPERPIC ANIMATE	£684.99
COLOURPIC colour digitiser	£484.99
COLOURPIC ANIMATE	£589.99
CABARET SOFTWARE FOR COLOURPIC AND SUPERPIC	£28.99
CABARET PLUS	£87.99
DIGIVIEW GOLD the best with a camera	£99.99
RENDALE SUPER 8802 SVHS GENLOCK	£599.99
HITACHI MONO CAMERA LOW PRICE	£179.99
VIDEO RECORDING ENHANCER	£37.99

HI TECH UPGRADES & SPARES

KICKSTART 1.3 ROM	£29.99
KICKSTART 2 ROM	£77.99
FATTER AGNUS 8372A	£69.99
8520A I/O chip	£15.99
1500/2000 8MEG CARD unpop uses simms	£79.99
1500/2000 SCSI controller card	£89.99
A520 MODULATOR	£29.99
UPRATED A500 POWER PACK	£44.99
ICD ADSPEED 14MHz ACCELERATOR	£189.99
AT ONCE 16MHz PC EMULATOR	£199.99
256K CMOS D RAMS each £4.25 or 1meg * 9 SIMMS 70 or 80 ns	£32/meg £37.99
23 WAY PLUG & COVER solder type	£2.99
23 WAY SOCKET & COVER solder type	£2.99
AMIGA INTERNAL replacement drive	£69.99
AMIGA 500 ROM SWITCH roms extra	£24.99
MAINS SUPPRESSOR BLOCK 4WAY	£12.99
3.5" DISK DRIVE HEAD CLEANER	£4.99
BUDGET REPLACEMENT MOUSE	£18.99
4 JOYSTICK ADAPTOR	£8.99

ACCESSORIES

QUICK MOUSE	£15.99
CDTV KEYBOARD - BLACK	£49.99
AMIGA HANDY SCANNER	£99.99
NAKSHA SCANNER	£109.99
CRP A4 GRAPHICS TABLET	£329.99
MOUSE STICK CONTROLLER	£65.99
DELTA 3A ANALOGUE JOYSTICK	£14.49
ZIPSTICK AUTOFIRE	£12.99
PRO 5000 COMBAT	£9.99
PRO 5000 STAR	£13.99
QUICKJOY SUPERSTAR	£13.99
MEGA STAR HEAVY DUTY JOYSTICK	£29.99
NAVIGATOR AUTOFIRE JOYSTICK	£13.99
QUICKJOY PYTHON	£11.99
QUICKJOY JETFIGHTER	£11.99
AMIGA TRACKBALL	£34.99
CRYSTAL TRACKBALL	£39.99
MARCONI TRACKERBALL	£49.99
PHAZER LIGHT GUN PACK	£34.99
GOLDEN IMAGE OPTICAL MOUSE	£38.99
MOUSE MAT	£3.99
MOUSE HOLDER	£1.99
150 SIZE POSSO DISK BOX	£19.99
40/50 SIZE LOCKABLE DISK BOX	£6.99
100 SIZE DISK LOCKABLE BOX	£8.99
TDK BRANDED DISKS PACK OF 10 INCLUDING LABELS	£7.99

AMIGA BOOKS

* = WORKBENCH TWO VERSION.	
^ = INCLUDES 3.5" DISK	
AMIGA FOR BEGINNERS	£12.45
AMIGA BASIC INSIDE & OUT	£18.45
AMIGA SYSTEM PRO GUIDE	£32.45
AMIGA ADVANCED SYSTEM PROGRAMMERS GUIDE	£32.45
AMIGA DISK DRIVES 1 & O	£27.95
AMIGA DOS INSIDE OUT	£19.99*
AMIGA PRINTERS 1 & O	£31.95
AMIGA DESKTOP VIDEO	£17.95
AMIGA 3D GRAPHICS	£17.95
MAKING MUSIC ON AMIGA	£27.99*
AMIGA GRAPHICS I & O	£31.95
AMIGA MACHINE LANGUAGE	£14.45
AMIGA C FOR BEGINNERS	£17.95
AMIGA C FOR ADVANCED PROGRAMMERS	£32.45
AMIGA DOS MANUAL	£19.95
KIDS & THE AMIGA	£15.95
BEST AMIGA TRICKS & TIPS	£27.45*
MAPPING THE AMIGA	£24.95
MACHINE LANGUAGE FOR BEGINNERS	£19.95
ELEMENTARY AMIGA BASIC	£14.95
ADVANCED AMIGA BASIC	£16.95
PROGRAM DESIGN TECHNIQUES ON THE AMIGA	£16.95
FIRST BOOK OF THE AMIGA	£16.95
AMIGA ASSEMBLY LANGUAGE PROGRAMMING	£14.45
USING DELUXE PAINT	£19.95
AMIGA VISION HANDBOOK	£23.45
THE IMAGINE COMPANION	£24.95*
VIDIA PAGESTREAM GUIDE	£4.95
VIDIA PROF PAGE GUIDE	£4.95
HARDWARE REF MANUAL	£21.95
68000 ASSEMBLY LANGUAGE PROGRAMMING	£24.95
AMIGA ROM KERNEL REFERENCE BOOKS - 3 AVAILABLE - each	£28.95
DELUXE PAINT VIDEO I&O = ABACUS 'INSIDE & OUT' SERIES.	£19.99

SEAL n TYPE KEYBOARD SKIN.	
Waterproof & moulded to cover each key. AMIGA 500	£12.49
ANTISTATIC DUST COVERS.	
AMIGA 500 & Plus	£4.99
AMIGA 1500/2000 2pc	£12.99

CYCLONE ADAPTOR

£12.99

KCS PC CARD v3 £203.99

PLEASE STATE IF AMIGA PLUS VERSION REQUIRED.
DEDUCT £18.00 IF MS DOS NOT REQUIRED.
1500/2000/3000 ADAPTOR £64.99

NAKSHA AMIGA MOUSE + OPERATION STEALTH £24.99

SALES: 0274-691115

EDUCATIONAL COMPENDIUM 6

SPECIAL BOXED SET COMPRISING:
KIDS TYPE,
WEATHER WATCHER,
CALENDAR QUIZ,
WORDS & NUMBERS,
GAME SET & MATCH
WHAT IS IT WHERE IS IT?

ALL
FOR
ONLY
£39.99

PEN PAL + SUPERBASE PERSONAL 2 BARGAIN AT ONLY £84.99

DIGIVIEW MEDIATION DIGIVIEW + DIGIPAIN 3 + ELAN PERFORMER SPECIAL OFFER - £134.99

DELUXE VIDEO + DELUXE PHOTOLAB LIMITED OFFER £69.99

MOUSE/JOYSTICK PORT SWITCH NOW £12.99 >>

- * Has sockets for mouse & a joystick.
- * Push button operation
- * Uses no power unlike other types.
- * Compatible with many dongles.
- * Saves wear & tear on mouse port.

SUPER-Fi ONE STEREO SYSTEM

- * POWERFUL 12 watts / CHANNEL
- * COMPACT BOOKSHELF CABINET
- * 3" WOOFER + 1" TWEETER
- * BASS REFLEX PORT
- * 30Hz - 20kHz RESPONSE
- * BUILT-IN MAINS POWER UNIT
- * REMOTE VOLUME CONTROL.

SPECIAL OFFER PRICE - ONLY £34.99 >>

SOUND BLASTER ZYFI £44.99
ZYFI £39.99

SUPER-Fi TWO STEREO SYSTEM

- * MASSIVE 20 watts/channel.
- * BASS & TREBLE CONTROLS
- * 4" WOOFER, 2" TWEETER
- * BASS REFLEX PORT
- * BUILT IN MAINS POWER UNIT
- * THE ULTIMATE SOUND SYSTEM FOR COMPUTERS, NICAM VCRs, SATELLITE SYSTEMS ETC

ONLY £59.99

MIDI INTERFACE 2

Our unique 5 port Midi interface 2 has In, Out & Thru sockets plus two additional switchable out/thru sockets for ingenious versatility. Complete with free midi lead. Fully compatible with Sequencer One, Music X, Deluxe Music, Tiger Cub, Bars & Pipes etc etc.

NOW ONLY £26.99 >>

Special limited offer.

MIDI 2 + MUSIC X £99.99

Extra Midi leads £1.99 each

SAMPLER 2

Our Superb sounding STEREO SAMPLER 2 uses a state of the art A/D chip which samples so fast, it captures every detail of the sound. Easily adjusted level control, connecting lead & free stereo sampling software. Fully compatible with all popular sampling software. NOW ONLY £37.99 >>

Special offer.

Sampler 2 & Audition 4 £69.99

SOFTWARE SUPERBUYS

ADVANTAGE	£74.99
AMI ALIGNMENT	£29.99 >>
AMAS 2	£79.99
AMIGA VISION	£98.99
AMOS	£34.99
AMOS 3D	£25.99
AMOS COMPILER	£22.99
ART DEPARTMENT	£54.99
ART DEPARTMENT PRO	£119.99 >>
ASSEMBRO	£59.99
AUDITION 4	£37.49
AUDIOMASTER 4	£49.99 >>
AUDIO ENGINEER	£169.99
BARS & PIPES	£99.99 >>
BBC EMULATOR	£29.99 **
BROADCAST TITLER 2	£167.99
CAN DO 1.5	£74.99
CASH BOOK CONTROLLER	£52.49
CLASS OF 90s S/WARE PACK	£99.99 **
CROSS DOS	£21.99
DAY BY DAY	£22.49
DELUXE PAINT 2	£14.99
DELUXE PAINT 4	£57.99
DELUXE MUSIC	£49.99
DELUXE PRINT 2	£29.99 >>
DELUXE VIDEO 3	£74.99
DEVPAC 3 - new version	£51.99
DG CALC	£29.99
DIGIPAIN 3	£39.99
DIRECTORY OPUS WITH VIRUS CHECKER	FREE
DISK MASTER	£29.99 >>
DISK MASTER 2	£49.99
DISNEY ANIMATION STUDIO	£69.99
DOCTOR AMI	£29.99
DR TS TIGER CUB	£49.99 >>
DR TS KCS LEVEL II	£199.99 >>
ELAN PERFORMER 2	£44.99
E TYPE	£29.99
EXCELLENCE	£59.99
FINAL COPY	£54.99
FLOW v3.0	£59.99
FLIGHT SIMULATOR II	£29.99
FLIGHT SIM SCENERY DISKS	£16.99
FONT GRABBER	£37.49
GB ROUTE PLUS	£59.99
GFA BASIC Special offer	£99.99 **
GOLD DISK OFFICE	£74.99
HIGH SPEED PASCAL	£74.99
HOME ACCOUNTS 2	£39.99
HOMEBASE	£24.99
IMAGINE	£144.99
INOFIE	£29.99 **
INTROCAD	£34.99 >>
KINDWORDS	£37.49
MACRO 68000 ASSEMBLER	£39.99
MAILSHOT PLUS	£37.49
MICRONAV	£99.99
MUSIC X v1.1	£74.99
ORGANISE	£45.49
PAGESTEAM 2.1	£127.99
PAGE SETTER 2	£44.99
PEN PAL	£54.99 >>
PERFECT SOUND	£59.99 >>
PERSONAL TAX PLANNER	£29.99
PIXIMATE	£34.99
PROFESSIONAL CALC	£134.99
PRODATA	£74.99
PROFESSIONAL DRAW 2	£94.49
PROFESSIONAL PAGE	£139.99
PROTEXT v5.5	£109.99
PRO VIDEO PLUS	£174.99
PROWRITE 2.5	£29.99 **
PROWRITE v3.2	£89.99 >>
QUARTERBACK	£38.99 >>
QUARTERBACK TOOLS	£48.99 >>
QUARTET	£34.99
SCALA 500	£74.99
SCRIBBLE PLATINUM	£37.49
SCULPT 3DXL	£89.99
SCULP ANIMATE 4D JNR	£89.99
SONIX	£33.49
STEREO MASTER	£29.99
SUPERPLAN	£69.99
SUPERBASE PERSONAL	£29.99
SUPERBASE PERSONAL 2	£39.99
SUPERBASE PROF 4	£199.99
SUPERPLAN	£74.99
SYSTEM 3	£37.49
TAKE 2	£69.99
TEN STAR GAMES PACK	£29.99 **
TRANSWRITE	£28.99
TURBOPRINT	£37.49
VIDEO EFFECTS 3D	£99.99 >>
VIDEO TITLER 3D	£67.49
WORD PERFECT	£139.99 >>
WORDWORTH	£78.99
XCAD DESIGNER	£84.99
3D CONSTRUCTION KIT	£37.49

>> PRICE REDUCTION. ** SPECIAL OFFER

AMIGA SUPERMARKET

TRILOGIC,
UNIT 1, Dept AS4,
253 NEW WORKS RD,
BRADFORD, BD12 0QP

TEL: 0274 691115

FAX 0274 - 600150

HOW TO ORDER

ALL PRICES INCLUDE VAT

Commodore dealer since 1984

BY PHONE: Simply phone us with your Access or Visa number (inc Connect & bank debit cards) for sameday despatch. (if goods in stock - most are, & orders are received before 3pm). You are not charged until the goods are despatched.
BY MAIL: Send cheque, (made payable to TRILOGIC), POs, or your c/card number & expiry date, order details, & name & address to the address below.
POSTAGE: Please add nominal post & packing charge of just £1 to orders under £100, or £2 to orders over £100 unless optional Express delivery is required.
OPTIONAL EXPRESS DELIVERY - Recommended for orders over £50.00 in value.
2-3 day delivery - add £3.50
Next Working Day Delivery - add £5.50 (Please allow 2-3 days for remote areas, (UK mainland only). Weekday delivery only. Not guaranteed next day.
CALLERS MOST WELCOME: Open mon-fri 8 till 6, sat 8-4pm.

We're easy to find, just 1.5 miles from the M62. Directions. Leave M62 at junction 26, take A638 to Bradford, uphill, after about 1.5 miles, turn left just over a railway bridge. After 1/4 mile, look for us opposite a Royal Mail letterbox.

BACKUP UTILITIES Making backups is illegal without copyright holders permission.

XCOPY PROFESSIONAL v9 Latest version of this highly reliable back up utility.
With Cyclone adaptor £33.99 >>
Without cyclone adaptor £27.99
Cyclone Adaptor only £12.99

MOST EDUCATIONAL SOFTWARE ALSO STOCKED AT DISCOUNT PRICES

AMIGA SUPERMARKET

BIGGEST
RANGE IN UK?
LOW PRICES
FAST SERVICE

CARTOON CLASSICS

BUILT-IN DISK DRIVE
MEG RAM
MOUSE
TV MODULATOR
WORKBENCH 2
BUILT-IN CLOCK

LEMMINGS
THE SIMPSONS
CAPTAIN PLANET
DELUXE PAINT 3

LOW COST 3 & 5 YEAR EXTENDED
WARRANTIES AVAILABLE.
PLEASE SEE BELOW.

AMIGA 500PLUS

* Please phone to check
our latest low price.

ONLY £339.99*
with 2meg £379.99*

COLOUR MONITORS

MONITOR BARGAIN - THE VISTO 8833
the spec as 8833mk2, stereo sound, with free
site warranty, & leads. **HURRY** £199.99

LIPS CM8833 mk 2 £219.99
MMODORE 1084Sdi - new model £239.99
just £40 for TV Tuner when purchased with
of the above monitors.

LTISYN MONITORS - please phone
GA monitors are NOT Amiga compatible unless they are
multisync type (15.6KHz approx horiz freq capability).

MONITOR ACCESSORIES

MONITOR PLINTH WITHOUT SHELF £25.99
MONITOR PLINTH WITH SHELF £35.99
MONITOR TILT/SWIVEL BASE £12.99
MONITOR DUST COVER state monitor £7.99
RT SWITCH - effectively gives your tv or monitor two
sockets Enables ANY two scart leads eg Amiga & vcr, to
connected to one scart socket. Fully switched. £19.99

AMIGA TV/ MONITOR LEADS.

for most Scart tvs except some Goldstar & vcrs £12.99
for Ferguson MC01/3/5 with 7 or 8 pin din skt £12.99
for Hitachi/Granada with 7 pin RGB skt £12.99
for Amstrad CPC monitor - with no sound £11.99
for fowm CPC monitor with stereo sound £12.99
for 1084 monitor inc audiolead (6pin Din plug) £14.99
for new 8833/1084s - 9 pin D plug £14.99
for multisync with 9 pin skt on monitor £11.99
B for multisync with 9 pin plug on monitor £11.99
for multisync (our lead has 15pin HD skt) £13.99
for multisync (our lead has 15 pin HD plug) £13.99
MODULATOR EXTENSION LEAD - Moves modulator so it
not protrude & eliminates loose connection. £10.99
MODULATOR SPLITTER - Enables modulator & RGB lead to
connected at the same time - for taping Amiga £16.99
LOCK SPLITTER £19.99
COMPUTER AERIAL SWITCH £8.99
PUTER / AERIAL EXTENSION LEAD 3m £2.49
leads include audio lead where applicable & are approx
1 long. Add £1.50 per metre for longer leads.

HARD DRIVES

TAFLYER 500 45 £299.99 save £50
TAFLYER 500 105 £449.99 save £50
TAFLYER 2000 45 £229.99 save £70
TAFLYER 2000 105 £379.99 save £70
AVAILABLE NOW (In stock at time of going to press)
TAFLYER 500 HOUSING & INTERFACE £129.99
TAFLYER 2000 SCSI INTERFACE £89.99

OTAR AMIGA 500 HARD DRIVES

OTAR A500 HD20 £279.00
OTAR A500 HD40 £339.00
MORY UPGRADES & OPTIONAL PSU AVAILABLE.

C HARD AMIGA HARD DRIVES

C HARD 45 IDE £389.99 SCSI versions
C HARD 105 IDE £569.99 available

GVP HARD DRIVES

SERIES II HD8 52 £389.99
SERIES II HD8 105 £549.99
SERIES II HC8 £159.99
controller for 1500/2000, no drive, upto
egs ram on board).

PRINTERS

Prices are for
b/w versions

CITIZEN 120D+ now down in price £134.99
CITIZEN 124D - best budget 24 pin b/w £199.99
CITIZEN 224D (24pin - colour option) £229.99
CITIZEN SWIFT 9 (colour option) £179.99
CITIZEN SWIFT 9X B/W wide carriage £259.99
CITIZEN SWIFT 24E (colour option) £269.99
CITIZEN SWIFT 24X wide carriage £379.99
CITIZEN PRODOT 9 - PROF QUALITY £199.99
FOR COLOUR KIT to convert 224D, SWIFT 9, PRODOT 9 &
SWIFT 24, to colour, add just £20.00. Add £30 for colour kit for
9X & 24x. (Colour kit contains ribbon & ribbon motor unit)

CITIZEN PROJECT INKJET PRINTER £419.99

300 dpi laser printer resolution & quality; fast 360cps draft,
120cps LQ; 3 fonts; very quiet; HP Deskjet Plus emulation.
Automatic sheet feeder included. Optiona tractor feeder, font
cards & memory cards. Ask for demo, or sample printouts.

SEIKOSHA PRINTERS - ON SPECIAL OFFER

SEIKOSHA SP1900 9pin b/w low cost £114.99
SEIKOSHA SP2415 9pin wide carriage £234.99

STAR PRINTERS

STAR LC20 b/w now down in price £144.99
STAR LC200 colour £209.99
STAR LC24-200 b/w £239.99
STAR LC24-200 colour £299.99
FREE PRINTER CABLE & DRIVER DISK WITH ALL PRINTERS

PRINTER ACCESSORIES

UNIVERSAL PRINTER STAND - open frame type with
paper holder for all 80 column printers. £12.99
TWO PIECE PRINTER STAND for any printer £7.99
80 COLUMN PRINTER DUST COVER state printer £7.99
COPY HOLD - FREE STANDING OR CLAMP £16.99
60grm Fan fold 11x9.5" paper in box of 2000 sheets £21.99
A4 60grm white paper in packs of 500 sheets £5.99
AMIGA PRINTER PORT SWITCH - 2WAY £24.99
AMIGA PRINTER PORT SWITCH - 3WAY £27.99
AMIGA PRINTER PORT SWITCH - 4WAY £33.99
Above Printer port switch prices include cable worth £10.99 to
connect switch to Amiga. These switches are fitted with
sockets identical to the Amiga's printer port - so your printer
cables & other peripherals just plug straight in.

PRINTER SHARER - 2WAY inc free lead £27.99
PRINTER SHARER - 3WAY inc free lead £29.99
PRINTER SHARER - 4WAY inc free lead £34.99

AMIGA PRINTER LEADS

AMP1 1.8m long for all parallel printers £9.99
AMP 2 3m long for all parallel printers £12.99
AMP 3 5m long for all parallel printers £16.99
PRINTER PORT EXTENSION LEAD (M-F) £10.99
PRINTER PORT TO SWITCH LEAD (M-M) £10.99

PRINTER RIBBONS (Compatible types)

9 PIN B/W 80 column ribbon - state printer - available for
popular Amstrad, Citizen, Panasonic, & Star £4.99
24 PIN B/W ribbon for LC24-10 & 24-200 £6.99
Swift 9 & 24 Colour ribbon (Citizen brand) £15.99
Star LC200 & LC24-200 Colour ribbon (Star brand) £15.99
RIBBON RE-INKING SPRAY - BLACK ONLY £13.99

ALL PRICES INCLUDE VAT

COMMODORE A590+

A590 + (no ram) 20meg Hard drive £284.99
A590 inc 1meg ram £314.99
A590+ inc 2meg ram £344.99
A590 45meg upgrade - easy to fit £199.99
A590 105meg upgrade - easy to fit £299.99

SUPERB 10 STAR PACK

JOYSTICK
10 DISKS, LABELS & BOX
MOUSE MAT
TAILORED DUST COVER

ALL FOR JUST £39.99

WITH ANY AMIGA PACK.
(Or £55.99 separately. 10 Star
Games only - no joystick or
accessories - £29.99)

Total value over £275

PLUS 10 GREAT GAMES:

DUNGEON QUEST
SOCCER
KID GLOVES
RVF HONDA
POWER PLAY
SHUFFLE PUCK CAFE
TOWER OF BABEL
DATASTORM
E MOTION
GRAND MONSTER SLAM

AMIGA 500 1.3 Base Model

Amiga 500, 512k ram, workbench 1.3, psu,
mouse, tv modulator & instruction manuals.
No extra software. Add £20 for extra 1/2 meg
(without clock) **ONLY £289.99**

SPECIAL BONUS PACK.

AMIGA 500 1.3 as above
+ PHOTON PAINT 2 + GFA BASIC+ TEN STAR
GAMES PACK - BEST BUY AT £299.99

AMIGA 1500 Wkbench 2 £579.99

AS ABOVE PLUS 1084S £819.99

With 1meg ram, twin disk drives. + Software pack comprising:
Dpaint 3, Home Accounts, The Works, Elf, Toki, Puzznic &
'Get the Most from Your Amiga'. Deduct £60 if software pack
not required.

UPGRADE YOUR 1500 OR 2000

8 MEG MEMORY CARD(unpop) £79.99
1MEG SIMMS FOR MEMORY CARD £37.99
DATAFLYER SCSI CONTROLLER £89.99
45meg HARD CARD £229.99
105meg HARD CARD £359.99
PC/AT BRIDGE BOARD & 51/4" DRIVE £499.99
2620 ACCELERATOR, 68030+68882 + 2MEG RAM £429.99
DISPLAY ENHANCER £249.99
KCS PC CARD + ADAPTOR £264.99

EXTERNAL DRIVES.

ROCLITE RF382C £59.99

ROCTEC 5 1/4" DRIVE £79.99

CUMANA CAX 354 £59.99

All are Amiga PLUS & CDTV compatible.

All drives feature through port & disable
switch.

A500 UPGRADE TO 1meg.

No clock £26.99

With clock £29.99

Gives you 1 meg in total.

LOW POWER, 4
CHIP DESIGN, WITH
ON/OFF SWITCH. Just
plugs in. Does not
affect warranty.

AMIGA PLUS COMPATIBLE (=1.5meg)

AMIGA PLUS UPGRADE

To 2 megs - £44.99

Just plugs into 1/2 meg slot. No soldering. Warranty
unaffected. Gives you 2 megs in total.

Our Extended Warranty & Insurance plan could save you ££s on accident & repair bills.

When you buy any computer, printer or monitor from
us, we can offer you a low cost Extended Warranty
with Accidental Damage Insurance. Underwritten by a
leading UK insurance company. For example your
Amiga 500 can be covered for three years from date
of purchase for only £44.99, or £64.99 for five years
from date of purchase. Covers all repairs & accidental
damage, with very few exclusions. Must be taken out
within 30 days of purchase. *Atypical Amiga repair
costs at least \$45 - & that's at today's prices - so you
can't go wrong!*

SALES HOT LINES: 0274 - 691115.

FAX: 0274 600150

Lines open from 8am

Please see opposite for how to order.
Please ask for Free pricelists

© TRILOGIC 1992. E&OE Prices charged are those current on the day you order - occasionally, some may have change either way since this advertisement was completed (11/2/92)
All information herein & opposite, is given in good faith, but no responsibility or liability is accepted for any errors, omissions or inaccuracies. Please phone if in doubt.


R

continued from page 48

out if there are any computer programming courses you can enrol in at a night school. In the long run this will work out cheaper than buying piles of books that almost always (as you say) assume you have an understanding of the fundamentals. Learn about the fundamentals at night school, then worry about books.

Moving on to your other questions, hard drives can be thought of as massive floppy disks – you can format them, write files and delete files just as you can with floppies. And, put in a nutshell, an AT Bridgeboard allows an Amiga 1500/2000 to become a PC. For the Amiga 500 (which you have) there are two PC boards available, the KCS Power Board and the Vortex ATOnce. **JW**

AMOS JERKS

 I have been programming in AMOS for two months now. I find that when I put an AMOS program in the startup-sequence and another program after the programs jerks badly. I have tried many ways to solve this but keep coming up against brick walls. Also do you know how to do cycle bars with all colours available? Lastly, do you know any possible way of loading an AMOS program from the bootblock? I have AMOS 3D and compiler.

A Venn
Burnley

The problem with your AMOS is probably due to the compiler options.

By default AMOS will compile to a CLI application that runs in the background. If you compile a program called WOMBAT.AMOS and run the program WOMBAT from CLI, and you press Amiga-A to return to Workbench, you will find the CLI prompt has returned and you can type in further instructions. This will mean that the second program in your startup-sequence will execute immediately after your AMOS program has begun to run, and won't wait for the AMOS program to finish.

To get around this, compile the program to a WB (Workbench) program rather than a CLI program. This will work fine from CLI (or from your startup-sequence) as well, but it will have the added advantage of waiting for the end of the program before running the next command in your startup-sequence.

Try this fragment of code for colour bars:

```
Set Rainbow 0,0,540,"","",""
Z=0 : AD=1
While Z<512
  LP:
  MR=Rnd(16) : MG=Rnd(16) :J
  MB=Rnd(16)
  If MR+MG+MB<14 Then J
  Goto LP
  For G=1 To 15
    TR=G/16.0*MR : J
    TG=G/16.0*MG : TB=G/16.0*MB
    Rain(0,Z)=J
  TR*256+TG*16+TB
  Z=Z+1
Next G
For G=15 To 1 Step -1
  TR=G/16.0*MR :
  TG=G/16.0*MG : TB=G/16.0*MB
  Rain(0,Z)=J
```

```
TR*256+TG*16+TB
Z=Z+1
Next G
Wend
Paper 0
Cls
For G=1 To 256
  Rainbow 0,G,0,255
Wait Vbl
Next G
```

I'm sorry, but there isn't an easy way of putting an AMOS program onto a boot block without diving into horribly complex assembler listings. **JR**

OKI HOKEY-COKEY



I want to buy a printer for around £200 and a friend has an Oki Microline

294 18-pin dot-matrix wide carriage colour printer to sell. Only I'm having trouble running it – no user manual. I do have a reference manual, but I am having trouble understanding most of it.


I have copied the driver Okidata_92 on to Workbench and Deluxe Paint II but get very bad results, such as gaps in letters from NotePad and a software failure from Deluxe Paint. Is there a driver that will use the printer and software to their full potential?

If not, can you recommend a 9-pin dot-matrix for around £200, colour if possible, that will work with the minimum of effort and technical knowledge?

Claran McCann
Belfast
Northern Ireland

The only Oki ML294 printer driver I know of comes with the *TURBOprint Professional* package, which costs about £50. But with a top resolution of only 120 by 144 dots per inch, even with a proper printer driver you can't expect high quality printouts from the ML294. The 9-pin Star LC-200, which costs about £200, has a higher top resolution of 240 by 144 dots per inch and there is a driver called *Star9Plus* available for this for the cost of a shareware Jamdisk (£2) from Just Amiga Monthly on ☎ 0895 274449. **JW**

FORGING FONTS



I have some sets of alphabets that have been created with DPaint III.

Is it possible to turn these IFF pictures into proper fonts. If so how is it done?

N Browett
Stoney Stanton
Leics

It would certainly be feasible to write a program that could isolate the necessary font data from the IFF

brush of an individual character. It would then be possible to use a set of such descriptions to build up a complete font. A month ago I would have said that this would be an extremely useful utility to have but that I had not heard of any Amiga program, either public domain or commercial, that could do it.

Luckily things change – it turns out that HB Marketing (☎ 0753-686000) is now handling a program called *FontGrabber*. I've not used it, in fact I've not even seen it yet, but I have been told that is supposed to be able to do just these types of IFF/font conversions. **PAO**

SINK OR SIMM



I would like to fit a hard drive with RAM expansion to my A500. Would I be

able to take the SIMMs from my 8Mb Cortex expansion and use them in a hard disk such as the GVP Impact II+?

D Magill

Yes, the GVP Impact II+ will take SIMM modules, but it will only take a maximum of four modules (so 4Mb of RAM with four 1Mbx9 SIMMs or 8Mb of RAM with two 4Mbx9 modules). It'd be better to keep the Cortex expansion plugged in between your hard drive and the computer. **JR**

C AND BASIC UNITED



How do I include assembler and C programs into GFA Basic to create a

stand alone program?

Arthur King
Light Oaks
Stoke on Trent

I'm not going to go into a lot of detail for two reasons: Firstly, there's quite a lot of information in the GFA manual about this. Secondly, I'll be writing some articles later in the year on these topics and although they won't be GFA specific as such they will have some information useful to GFA Basic programmers.

The basic scenario is this: GFA's Basic compiler is able to produce linkable object code and this code can be combined with linkable modules that have been created using other languages.

Any C routines that you wish to use have to be created with a text editor and then compiled (you could use *NorthC* for this) to produce a linkable object code module. By convention these file modules are always given a '.o' file extension. If you are writing in 68K assembly language then assemblers, such as *Devpac*, can also be directed to produce linkable (as opposed to

continued on page 56

JARGON BUSTING • JARGON BUSTING

Assembler – A program which converts an assembly language program into the machine code numbers that the Amiga's 68000 processor understands. Assembly language programs are fast and memory efficient.

Boot block – The first two sectors of an AmigaDOS disk located at track 1, side 0. The boot block is used to describe the filing system in use and can contain a special program to 'boot' (load and execute from a reset) certain disks. This is how most simple viruses get into the system.

Compiler – A means of translating a program to render it understandable to the computer. A compiler translates the whole thing into machine code before it is run. A compiled program is generally much faster than its interpreted equivalent.

IFF – Interchange File Format is a means by which data from different graphics or sound sampling programs are saved in a compatible way. It enables data to be exchanged between programs very easily and avoids the situation on, say, the PC in which dozens of different graphics packages each save data in incompatible formats.

RAM – Random Access Memory, so called because any part of it can be accessed immediately, rather than having to search through from the start of memory to the point of interest. RAM is used to hold programs while they are being executed and temporary data.

SIMM – Single Inline Memory Module, a collection of RAM chips in a

THE NEW WINDOW IN THE WORLD OF COMPUTER SHOPPING!

With over 70 stores nationwide, **Calculus** is the largest Independent Computer Multiple in the UK. Each store is independently owned guaranteeing you a high level of service and support.

Calculus offers you the advantage of discussing your purchasing decision with a real specialist who can advise you before you buy and, more importantly, will be there to assist you later if you need support or guidance.

CALCULUS STORES THROUGHOUT THE UK.

● BELFAST ● BARNOLDSWICK ● FELIXSTOWE ● IPSWICH ● KINGS LYNN
● CARDIFF ● LEICESTER ● ROSSENDALE ● BOLTON ● RAMSGATE
● BEXHILL ● EASTBOURNE ● SOUTHPORT ● MORDEN ● HULL ● WHITBY
● CLEVELEYS ● LYTHAM ST ANNE'S ● BLACKPOOL ● FORRES ● RHYL
● MANCHESTER ● MACCLESFIELD ● BECKENHAM ● GATESHEAD
● NORTHAMPTON ● ACCRINGTON ● CHALFONT ST PETER ● UXBRIDGE
● WEYBRIDGE ● SLOUGH ● STOCKTON ● YORK ● ABERDEEN ● LEEDS
● ENNISKILLEN ● BIRMINGHAM ● STROUD ● GUILDFORD ● GLOUCESTER
● BRISTOL ● PLYMOUTH ● WORCESTER ● CARDIFF ● SWINDON
● GRANTHAM ● READING ● BRIDPORT ● EDINBURGH ● DUNDEE ● DERBY
● NORTHWICH ● EXMOUTH ● DUNFERMLINE ● WOLVERHAMPTON
● MANSFIELD ● LANCASTER ● LEEDS ● NORTHALLERTON ● FAREHAM
● GOSPORT ● CHESTERFIELD ● BRIGHTON ● SWANSEA ● BRIGHTLINGSEA
● COLCHESTER ● STAMFORD

PHONE NOW FOR MORE INFORMATION ON
YOUR LOCAL CALCULUS STORE

0543 251275





CALCULUS

C O M P U T E R S T O R E S

A
GREAT
DEAL
& MORE

FROM
YOUR
LOCAL
STORE



THE NEW AMIGA 1500

The Amiga 1500 system offers total compatibility with the Amiga 500, with an unbelievable level of internal expansion options.

All our Amiga 1500's featured in our advertising, are the latest version, featuring Kickstart 2 ROM and Workbench 2, offering significant enhancements over the previous model.



AMIGA 1500 STARTER PACK



- **AMIGA 1500 'CALCULUS' STARTER PACK** Amiga 1500 Dual Drive, 1Mb RAM Mouse, Manuals and Amiga DOS.
- **THE WORKS - PLATINUM EDITION** A full integrated software package with Word Processor (inc. English Dictionary) Spreadsheet and Database Package.
- **DELUXE PAINT III** Probably the best paint package available, allowing you to display your hidden talents. This award winning software allows you to paint, design or animate.
- **HOME ACCOUNTS** Home accounts with budgeting, forecasting and graphics.
- **ELF** - You will encounter Cornelius the Elf on your travels in the mystical lands of Gooks and Goblins. Weird villainous creatures and devious puzzles test your gameplay techniques and gnostic powers.
- **TOKI** - The arcade sensation that swept the world. Toki has been transformed into a monkey by the evil wizard. He must now try to regain his manhood and rescue his beloved princess Miho. Join Toki on his mythical adventure, full of demons and deadly witchcraft.
- **PUZZNIC** - A puzzle game to top them all. It's fast, furious and devilishly addictive. With 144 levels, the action never stops.

RRP - £699.99

CALCULUS PRICE

£579.99 (£493.60 Ex VAT)

AMIGA 1500 HD PROFESSIONAL PACK

Amiga 1500 Dual Drive with 52Mb Quantum Fast Access SCSI Hard Drive Upgrade and Controller Card.

Plus other contents as in the Amiga 1500 'Calculus' Starter Pack.

POWERED BY QUANTUM FAST ACCESS HARD DRIVE

RRP - £1027.00

CALCULUS PRICE

£829.99 (£706.37 Ex VAT)

Pack contents as with the Amiga 1500 'Calculus' Starter Pack plus the following:- A520 TV Modulator. A TV Adaptor that allows you to use the Amiga 1500 on a colour television.

AMIGA 1500 and A520 MODULATOR BEGINNERS PACK

RRP - £729.99

CALCULUS PRICE

£599.99 (£510.62 Ex VAT)

AMIGA 1500 STARTER PACK & 1084 MONITOR & 1270 INK JET PRINTER




Pack contents as with the Amiga 1500 Starter Pack and 1084 Monitor, plus the MPS 1270 Ink Jet Printer. (Epson FX80/85 compatible Ink Jet Printer.)

RRP - £1109.97

CALCULUS PRICE

£859.99 (£731.89 Ex VAT)

AMIGA 1500 STARTER PACK and 1084 MONITOR



Pack contents include the Amiga 1500 'Calculus' Starter Pack plus the following 1084 14" Colour Amiga Monitor with Amiga Cable.

RRP - £959.99

CALCULUS PRICE

£729.99 (£621.26 Ex VAT)

ON-SITE SERVICE

For total peace of mind - why not take out a 12 months on-site warranty on your new Amiga 1500/2000 system.

£59.99

PHONE 0543 251275... FOR YOUR LOCAL STORE... PHONE 0543 251275

THE NEW AMIGA 2000 PROFESSIONAL RANGE



The Amiga 2000 has been designed as a basic system expandable to satisfy the needs of the home, business or professional user. Our Amiga 2000 XT/AT Emulations offer the very best of both worlds. A combination of the Amiga's amazing sound, graphics, speech and video with the ability to use industry standard MS-DOS business applications. An Amiga 2000 and IBM compatible PC in one box.

AMIGA 2000 XT MS-DOS EMULATION

FEATURES

Amiga 2000 Dual Drive with the A2088 XT Bridge Board and 360K 5.25" MS-DOS Floppy Drive
Complete with MS-DOS Operating System
Features NEW Kickstart 2 and Workbench operating system.
Optional Hard Drive available.



RRP - £1229.00

CALCULUS
PRICE

£699.99 (£595.74 Ex VAT)

AMIGA 2000 AT MS-DOS EMULATION

FEATURES

Amiga 2000 Dual Drive with the A2286 AT286 Bridge Board and 1.2Mb 5.25" MS-DOS Floppy Drive
Complete with MS-DOS Operating System
Features NEW Kickstart 2 and Workbench 2 operating system.
Optional Hard Drive available.



RRP - £1449.00

CALCULUS
PRICE

£899.99 (£766.00 Ex VAT)

AMIGA 2000 PERIPHERALS

52Mb Quantum Fast Access SCSI Hard Drive with SCSI High Speed Controller
£249.99 (£212.00 ex VAT)

NEW! 120Mb Quantum Fast Access SCSI Hard Drive with SCSI High Speed Controller
£369.99 (£314.88 ex VAT)

NEW! 240Mb Quantum Fast Access SCSI Hard Drive with SCSI High Speed Controller
£739.99 (£629.77 ex VAT)

8Mb Microbotics 8UP DIP RAM Board with 2Mb RAM
£169.99 (£144.69 ex VAT)

2Mb Additional RAM for Microbotics 8UP DIP
£69.99 (£59.56 ex VAT)

NEW! 2Mb Microbotics VXL-32 RAM Board for VXL-30 Board
£199.99 (£170.20 ex VAT)

25Mhz Microbotics VXL-30 030 Accelerator Board
£269.99 (£229.78 ex VAT)

40Mhz Microbotics VXL-30 030 Accelerator Board
£399.99 (£340.00 ex VAT)

68881 FPU Co-Processor for Microbotics VXL-30 Board
£69.99 (£59.57 ex VAT)

68882 FPU Co-Processor for Microbotics VXL-30 Board
£129.99 (£110.63 ex VAT)

A2088 XT Bridge Board with 360K 5.25" Floppy Drive
£129.99 (£110.63 ex VAT)

A2286 AT Bridge Board with 1.2M 5.25" Floppy Drive
£329.99 (£280.84 ex VAT)



FEATURES:

Amiga 2000 Dual Drive with
• 52Mb Quantum Fast Access SCSI Hard Drive • SCSI High Speed Controller • A2300 Internal Genlock • Deluxe Paint III • Scala Presentation Software • Video Cables and Presentation Video

AMIGA 2000 PVP

VIDEO PRESENTATION SYSTEM

RRP - £1299.00

CALCULUS
PRICE

£1049.99 (£893.60 Ex VAT)

AMIGA 2000 SYSTEM FEATURES

- Dual 3.5" 880K Floppy Drive
- 1Mb Chip RAM • 1352 Amiga Mouse
- NEW WORKBENCH 2 discs and Manuals
- Power Cable • Amiga Keyboard

If you require an Amiga 2000 configuration not listed, please contact your Calculus dealer for an unbeatable price quotation.

FREE AMIGA VISION SOFTWARE WITH ALL AMIGA 2000 SYSTEMS

Amiga Vision Authoring System. Amiga Vision lets you create multi media presentations and course-ware which combines graphics, charts, motion video and sound. Normal Retail Price: £116.33




VISIT
YOUR LOCAL
CALCULUS
STORE FOR
A FREE
DEMONSTRATION

OVER SEVENTY
STORES THROUGHOUT
THE U.K.
FOR MORE
INFORMATION AND
THE LOCATION
OF YOUR LOCAL
CALCULUS STORE
PHONE

**0543
251275**

COMPUTER DATABASE
OF CALCULUS STORES

ITEMS HELD IN STOCK MAY
VARY FROM STORE TO STORE



CALCULUS
COMPUTER STORES

YOUR LOCAL STORE... PHONE **0543 251275**... FOR YOUR LOCAL STORE...

continued from page 52

directly executable) code modules.

Irrespective of the language used, these linkable modules are created with a standardised format and although there may be a few unresolved references present (and missing routines that are collected from various libraries at link-time) they are essentially a near complete representation of the 68K code which will go into the final program. The linker supplied with the GFA Basic compiler will be able to take specified sets of these linkable modules and, given the appropriate directives, turn them into a program that can be executed.

There are quite good explanations of the GFA related parts of the process in the GFA Basic compiler manual along with the register/parameter-passing conventions that have to be followed. Snags concerning parameter passing are sometimes encountered but again the GFA compiler documentation provides the necessary guidelines. **PAO**

LEADLESS MONITOR



I can't get a monitor lead to connect my Amiga to an Amstrad VGA monitor and

would like to know if you could give me a wiring diagram for it.

**Gareth Robinson
Co.Antrim
N.Ireland**

Unfortunately an Amstrad VGA monitor won't work with an Amiga without a flicker fixer, and probably won't work with the flicker fixer either (you need a Super-VGA or multisync monitors for this). **JR**

TWINKLING STAR



Being rather worried that something was definitely wrong with my computer, I made

many expensive phone calls and ended up phoning FMG, the Commodore repair company. After explaining my problem to the people there they said that either something was wrong with my computer or I had a virus, and they suspected the latter.

I have now bought three virus killers - VirusX 4.01, KDVIII and Virus Checker - and all report that I do not have any nasty little viruses hanging around.

It all started with Professional Page - 8 times out of 10 some time during using the program it would display funny text and then shortly afterwards would crash. If I leave my Amiga 2000HD on, even without using it, after a while it crashes about 35% of the time.

The funny thing is that after a

crash, when I start the machine up and do a Dir of the root directory on the hard drive there is always a file named '*', which may be empty or contain data. If I enter the editor to read this file the computer locks up and then Gurus. If I delete this file things seem to go back to normal.

Do you know of any viruses that would do this, and if so, what virus checker will get rid of it?

Another pointer to this theory is that a month ago I transferred some fonts on to my father's Amiga 500, and he has just informed me that when he uses them his computer crashes, and he also has this '*' file in the root directory.

FMG told me that if it is a virus I will need a new hard drive as it may not be removable!

Please, please help as I am very worried about passing the virus on, and my income is generated by using my computer.

Anon

Stop panicking, you have not got a virus. The file named '*' is created by AmigaDOS when the Run command is used inside a script file. To AmigaDOS the asterisk stands for 'the current console window', which, when you issue commands from a Shell window (another name for a console window), is that self same window.

But from inside a script the Run command isn't being issued from a console window, so when Run tries to execute the code that says something like 'Open *' - which means 'open the current console window for writing to' - AmigaDOS can't do it, so it creates and opens a file '*' in the current directory; when this happens in a startup-sequence it is usually the root directory.

Now there's a little more to it than that and my colleague and AmigaDOS expert Mark Smiddy will probably roast me alive for over simplifying, but I hope I've said enough to put your mind at rest. I guess you've got a line in your startup-sequence which reads:

```
run execute (some script .J
file)
```

... and it's probably this Run command that is writing the '*' file. But if you change the line to read:

```
run >nil: <nil: execute .J
(some script file)
```

... the '*' file won't get written. I'd have to go into quite technical detail to explain why - it would probably fill one or two pages - so forgive me if I leave you with the solution and run.

Oh, and feel free to phone FMG and tell them what bunch of plonkers they are. New hard drive indeed! **JW**

ONLY HALF WAY THERE



I have a 1Mb Amiga 500 and a Star LC24-10 printer and I've been having

some problems with my old word processor, ProWrite 2.5.

When I try to use the condensed features of my printer by selecting it on the printer and then making the page width on-screen wider, only about half the width of the paper is used. The same sort of thing happens when I print out graphics from ProWrite. I use the Nec Pinwriter printer driver, but it's the same if I use EpsonQ. Is this a bug in the program, or what?

**A Smith
Rothley
Leicester**

The text on the example printout you sent me is wrapping after column 96, which would be the correct place for lines of text that were 8in in length printed in Elite pitch (12 characters per inch). Only your text is printed at 20 characters per inch, which is Condensed Elite, so you need 160 characters per line.

Try changing the Right Margin value in Workbench Printer Preferences to 160 or greater.

And you say that "the same sort of thing" happens with graphics? A little vague that one. Pity you didn't send me an example printout so I could see exactly what you mean. But it's not the printer driver.

Because it is so old, I couldn't get hold of version 2.5 of ProWrite to check it out - you ought to consider upgrading to the latest version, 3.2, which is much improved. **JW**

IN AND OUT WITH MIDI



In issue 8 you picture a Yamaha PSS-590, which I have, yet when I connect

up its MIDI-IN terminal with my sequencer's MIDI-OUT and the

sequencer's MIDI-OUT with the keyboard's MIDI-IN I get terrible feedback. Is there a way around this problem? On the same subject I would like to play back tracks I have recorded whilst recording new tracks (I am attempting to use either Music X or Sequencer One).

Despite several attempts I have been unable to transfer Sequencer One from Amiga Format's cover disk to my hard disk. It keeps asking me to load samples from df0: when I run it. Have I got a dodgy copy?

**Peter Squires
Wickford
Essex**

Firstly, I ought to point out that the Yamaha PSS-590 front panel illustration was simply to show a typical list of pre-set voices and had no specific connection with the rest of the text as such. In fact the workstation units, like the PSS-590, do tend to be somewhat different from conventional synthesizers, and the PSS-590 is no exception.

The cause of your feedback-type problem is due to something called a MIDI closed-loop connection. This simply means that your MIDI connections have been arranged in such a fashion that some (or all) of the MIDI data being generated at the PSS-590's MIDI-OUT is finding its way directly back to the PSS-590's MIDI-IN, being regenerated, and then pushed back through the PSS-590's MIDI-OUT again. This vicious circle of events overloads the MIDI lines, creates havoc with the system, and produces the horrendous noises you've experienced.

Two things have made this occur: Firstly the PSS-590 unfortunately has a MIDI-OUT terminal which is not standard. In fact it acts as a combined MIDI-THRU/MIDI-OUT connection and transmits not only what you play but a copy of all MIDI information that comes into the MIDI-IN terminal as well. Normally when these things are done the user is

JARGON BUSTING • JARGON BUSTING

AmigaDOS - The most basic part of the Amiga's operating system - the collection of programs that take care of the general running of the machine. AmigaDOS concerns itself with device-handling: control of the keyboard, basic screen output, disk drives, printers and so forth.

Interlace - A method used to double the apparent vertical resolution of the monitor by alternately refreshing the screen at a slight vertical offset, thus squeezing an extra line between each of the lines of a non-interlaced screen.

Run - An AmigaDOS command which sets a program going as a background process, multi-tasking with whatever is going on in the foreground.

Script - Meta-AmigaDOS command built from other AmigaDOS commands. More usually referred to as a batch file on other systems.

Virus - A program that lies hidden in memory or on a disk, duplicating itself on to any disks inserted in the machine, and generally causing havoc.

able to alter this arrangement (via some global internal setting) but in the case of the PSS-590 you are, as far as I can remember, stuck with the non-standard scheme. Your local Yamaha stockist, or the PSS-590 manual, should be able to give some more detailed info.

The second thing, assuming that you were experimenting with Gajit's *Sequencer One* is that this particular sequencer loads with its Soft-Thru option on – which means that *Sequencer One* would also have been echoing/translating incoming MIDI data and sending it, through the MIDI interface's MIDI-OUT connection, back to your synthesizer. The MIDI closed-loop occurred then because both the sequencer and the synthesizer were echoing incoming data. Turning off the Soft-Thru option should break that loop and enable you to record tracks from your PSS-590 without any problems.

When you play back a recorded track, the PSS-590 is going to generate the sounds associated with the sequencer generated MIDI data. This data, plus the MIDI equivalent of whatever you play additionally on the keyboard, will appear at the PSS-590's MIDI-OUT terminal. If this data is recorded you should find that it contains your original MIDI track plus any new material you've added.

As far as your *Sequencer One* copy is concerned, I doubt very much whether your copy is faulty. I spoke to the people at Gajits and they've suggested that you remove the *Sequencer One* configuration file. It's worth mentioning that Gajits Software's *Sequencer One Plus* program solves such snags by allowing file paths to be specified. It is also worth pointing out that, because of the problems people have been having with MIDI-IN echoing on some of the Yamaha workstation style synth range Gajits has provided a channel specific recording option which enables data echoed on other channels to be ignored. **PAO**

INTERLACE INTRICACIES



One low-res interlaced screen contains twice as much information as a low-res

screen which the Amiga can update at 50Hz. As monitors refresh at 50Hz, why can the Amiga not send half an interlaced screen in 1/50 second and the other half in the next screen update by the monitor. 25Hz update frequency would be the result for an interlaced screen, wouldn't it? Enough for no flicker to be apparent. This would not require any new capability from the machine (nothing major anyway). What is there against this idea?

What is the difference between

standard, multisync and autoscans monitors?

Does *Vista* compare favourably with *VistaPro*?

R Mallinson
Skipton
N.Yorks

The Amiga interlace mode already works in exactly the way you describe! It sends half the screen in the first 1/50 second, and the second half the second 1/50 second. First the odd line numbers are sent, then the even lines. Even at 25Hz the flicker is very noticeable.

Monitors differ in the signal frequencies they display. Standard Amiga monitors can display standard Amiga displays at 16KHz; Multisync monitors can display a range of frequencies, typically 15KHz-35KHz, Bisync or Trisync autoscans monitors can display two or three fixed frequencies, typically 15KHz, 31.5KHz (VGA) and de-interlaced Amiga, 35KHz (Super VGA).

VistaPro produces far better images than *Vista*, and is well worth the extra investment in software and memory. **JR**

MIDI AND C



I am trying to write some code in C to talk to my music synthesizer via a

MIDI interface connected to my serial port. I am using *SAS C 5.1.0* and am trying to use an example program from the Amiga ROM Kernel Manual (page 860) with a slight modification.

This is the program – it should just play middle C at full volume on channel 16:

```
#include <exec/types.h>
#include <devices/serial.h>
#ifdef LATTICE
#include <proto/exec.h>
#include <stdio.h>
int CXBRK (void) {return(0);}
void main(void);
#endif
#define DEVICE_NAME „serial.device“
#define UNIT_NUMBER 0
void main()
{
    struct MsgPort *SerialMP;
    struct IOExtSer *SerialIO;
    char data[5]={150,60,127,„\n“}; /* modified by me */
    if(SerialMP=„\n“
    CreatePort(0,0))
    {
        if(SerialIO=(struct „\n“
        IOExtSer *) „\n“
        CreateExtIO(SerialMP, „\n“
        sizeof(struct IOExtSer)))
        {
            SerialIO->io_„\n“
            SerFlags=SERF_SHARED;
            if (OpenDevice(„\n“
```

```
DEVICE_NAME, „\n“
UNIT_NUMBER,SerialIO,0) )
    printf(“serial device.„\n“);
    else {
        SerialIO->IOExtSer.io_„\n“
        Command = CMD_WRITE;
        SerialIO->IOExtSer.io_„\n“
        Length = 3;
        SerialIO->IOExtSer.io_„\n“
        Data= (APTR)data;
        DoIO(SerialIO);
        CloseDevice(„\n“
        SerialIO);
    }
    DeleteExtIO(SerialIO);
}
DeletePort (SerialMP);
}
```

The program is being compiled with the following command:-

```
lc -L -catsfq serial.c
```

The problem is that every time the pointer *SerialIO* is used as a function parameter, I get a warning saying ‘88: arguments not of correct type’.

This warning does not cause the compilation to abort and the executable program does not crash the system, but it does not trigger the synth. I would be very grateful if you could either show me the error in the program or some other example which just plays a single note over the MIDI interface.

Ian Marks
Swansea
South Wales

The warning messages you've been getting from the compiler arise because Exec functions like *CloseDevice()* expect to be passed ordinary *IORequest* structures whereas the serial device, as you know from the RKM manuals, needs specially extended structures. You can eliminate the warnings by casting the extended structures as if they are the normal variety if you so desire – but either way the compiler will generate the same code.

This however has nothing to do with your program faults and I think the reason that the example code didn't work is that it was transmitting serial data using the Preferences stored serial settings. There is a vital bit of information missing in the RKM example description – namely that it is necessary to use Preferences to change the serial device parameters to fit those required by MIDI (8 data bits, 1 stop bit, no handshaking and a 31250 baud rate will do the job). For this example this would be all that is required although you'll see from the RKMs that there are also a number of internally adjustable fine-tune options available for high-speed

serial device work.

There is one other point that ought to be mentioned: if you were looking specifically for channel 16 MIDI data (ie with your synth set to channel 16) you would not have not heard anything anyway – the three bytes being transmitted (namely 150, 60, and 127) do give a middle C note, but it is not middle C on MIDI channel 16. You can see that from the binary form of the status byte:

150 decimal = 1 0 0 1 0 1 1 0
binary

1 0 0 1 is the note-on part of the status byte

0 1 1 0 is the channel number and since this is decimal 6 your program would actually have been transmitting data on MIDI channel 7.

To transmit on channel 16 you should have been using byte values of 159, 60, and 127. **PAO**

DESKJET PROBLEMS



I have a Hewlett-Packard DeskJet 500 printer to go with my Amiga 500 (1Mb

graphics memory, 4Mb expansion) and GVP Impact II hard drive. I'm having problems with page layout.

The printer self-tests were fine; I set up the printer for A4 paper and selected the HP_DeskJet driver supplied on Extras 1.3. When printing a *Wordworth* file (with perforation skip disabled) I find the top margin is 1/16in too large and the left margin is 1/8in too wide.

The manual says that the left-most printable position on A4 paper is 1/8in in; it appears the printer is adding this 1/8in to the margin specified in *Wordworth*.

Also it performs a blank form feed even though the form feed is not selected in *Wordworth*.

I also use *PageSetter II* to produce a newsletter and this gives rise to more problems. The left margins are 1/8in too wide, and the top margin is 3/16in too large.

However my most serious problem is that printing stops at 10in down the *PageSetter* page. I've tried all kinds of settings combinations with the same result.

Using *Wordworth* the printer will happily print a full page of text, but with *Deluxe Paint IV* pictures larger than A4 are scaled down to 10in maximum height. So my problem seems to be that I am in some way limited to 10in of graphics – no good for an A4 newsletter.

Is my printer driver insufficient?

D Lambert
Shotley Gate, Ipswich

PSYCHOTECH

SOFTWARE DEVELOPMENT, RESEARCH & MARKETING SERVICES
48, QUEEN STREET, EXETER, DEVON. EX4-3SR. 0392 215541

PSYCHOTECH wants your ideas and programmes to develop and market throughout the E.E.C.

OUR BUSINESS:

Is dedicated to the vast untapped wealth of ideas and programmes created by private individuals and clubs for fun or serious use. We specialise in the development of good idea to a finished product, providing support in programming, technical advice, manufacture, development and marketing. Please don't worry if your creation is not complete, we know that one person cannot produce the whole, teamwork is the answer and we can help make your idea a working product that is profitably marketable. We would like to see all ideas/part completed/finished games-utilities-graphics demos/pics-original music-hardware and add on designs etc.

WE ARE:

Already producing several software projects/a new kind of joystick and publishing a book and series of prints of computer art with an accompanying music soundtrack. (Don't tell anyone!)

WE WILL:

Provide a full R&D report from our house team advising how your idea/programme may be improved or modified in order to create a commercial product to EVERY, yes, EVERY submitting author/sl and for those who make the grade, we will provide FULL TECHNICAL/PROGRAMMING SUPPORT AND MANUFACTURE, PACKAGE AND MARKET THROUGHOUT THE E.E.C.

YOU SHOULD:

Send all submissions to the above address with all items clearly marked with your name-full address-tel no-type of computer. Standard disks and plain white A4 only are acceptable please enclose full instructions for use of any software including any programming aids and cheque/P.O. made payable to "PSYCHOTECH" for the sum of £4.60 to cover administration costs.

SMALL PRINT:

Original material only: PSYCHOTECH will NOT accept liability for breaches of copyright, postal failure, naff disks or the next round of drinks. Disk copies/photo copies only. The originals are YOUR copyright. Please allow up to six weeks for R&D review as we are a bit tired. Anyone under the age of 16 MUST enclose parents/guardians WRITTEN permission.

STOP PRESS !! HELP ! ARTWORK NEEDED URGENTLY (SEE ABOVE) FOR IMPENDING PUBLICATION

ASTROLOGY

TEACH YOURSELF with our **STARTER PACK** Comprises a simple program to calculate a horoscope, an introductory booklet & 2 self-teaching programs (how to interpret the horoscope).

Only £12.50 - No previous knowledge required

Payment by Access/Visa, Cheque etc.

Or send for free catalogue of our wide range of programs for **PROFESSIONAL ASTROLOGERS** isae (36p - about 9" x 7")

Progression, transits, harmonics, midpoints, etc.

Superb graphics, 5000 year ephemeris, etc (from £25).

Also **GRAPHOLOGY, NUMEROLOGY**, etc

ASTROCALC


(DEPT AS), 67 Peascroft Road, Hemel Hempstead, Herts. HP3 8ER, England. Tel: 0442 251809

THEMATIC CLIP ART

Each disk contains between 115 and 270 original, high quality, images for use with Amiga art and DTP programmes - Deluxe Paint, Pro Page, Wordworth, Penpal, etc.

1. Pets
2. Castles, cottages and churches
3. Trees
4. Signs and symbols
5. Wild Animals

£6.99 each - Buy 3 or more for £6 each - Over 900 images for only £30
Inclusive of 1st class P&P.



Please make cheques/PO's payable to ARTWORKS.

1, Pond View, Wootton, Ulceby, S.Humberside. DN39 6SF ☎ 0469 588138

Orders normally dispatched within 48hrs or immediately after cheque clearance.

AMIGA

SOFTMACHINE

AMIGA

COMMODORE HARDWARE

A500	2994.99
A500 Plus Cartoon Classics	349.99
A500 First Steps	459.99
A1500 or A2000 with WB2	569.99
A2000 WB2 + AT Bridgeboard	829.99
A2000 WB2 + 105Mb HD	859.99
A3000 25MHz + 50Mb HD	2749.99
A3000 25MHz + 105Mb HD	3024.99
A1084S Colour Monitor	254.99
A1950 Multisync	439.99
A1960 Multisync Monitor	439.99
A590 20Mb HD	294.99
A1011 1Mb 3.5" Drive	79.99
A501 RAM Expansion/Clock	44.99
A520 TV Modulator	29.99

HARDWARE/ PERIPHERALS

AMAS 2	£69.99
Philips 8633/II + F19	239.99
Citizen 120D+	124.99
Citizen Swift 9	194.99
Citizen Swift 24	264.99
Citizen Swift 9 Colour	194.99
Citizen 224 Colour	249.99
Citizen Swift 24e Colour	284.99
HP Deskjet 500	379.99
HP Deskjet 500 Colour	614.99
Star LC-20	144.99
Star LC24-10	194.99
Star LC200	214.99
Star LC-200 Colour	199.99
Star LC24-200	234.99
Star LC24-200 Colour	299.99
Cumana 1Mb 3.5" Drive	54.99
Roclitte 1Mb 3.5" Drive	59.99
Microbotics VXL30	
25MHz	239.99
Microbotics VXL30 40MHz	374.99
68881 Co-Proc for VXL30	60.00

68882 Co-Proc for VXL30	125.00
MS01 0.5Mb RAM	
Exp/Clock...29.99	MS02 1Mb Chip
RAM Exp	
A500+	44.99
Supra 500RX 8Mb Ram Exp	Call
AT Once	179.99
AT Once Plus	209.99
Rocgen Plus Genlock	139.99
Supra 2400 Modern	114.99
Supra 2400 Plus Modern	169.99
Supra 500XP 52HD A500	324.99
Technosound Turbo	29.99
Midi Connector + Cables	24.99
Universal Monitor Stand	11.99
3.5" 40 Capacity Box	4.99
3.5" 150 Capacity Posso Box	19.99
10 x Sony 3.5" DS/DD	7.99
10 x TDK MF2DD 3.5" DS/DD	7.99
GVP Series II 52Mb HD	
A500	359.99
GVP Series II 52Mb H/Car	269.99
Tekno Amiga	79.99
Mediastation	144.99
Rocgen	89.99
Audio Engineer 2 Plus	179.99
Stereomaster	29.99
Perfect Sound	49.99
Soundmaster	109.99
Naksha Mouse	24.99
That's a Mouse	14.99
Universal Monitor Stand	9.99
Universal Printer Stand	6.99
Centronics Printer Cable	4.99
RS232 Cable	9.99
Scart Cable	10.99
3.5" 80 Capacity Box	6.99
10 x Sony Bulk 3.5"	5.99
50 x Sony Bulk 3.5"	24.99
100 x Sony Bulk 3.5"	44.99

DATABASES

Home Base	24.95
Superbase Personal	26.95
Superbase Personal 2	34.95
Superbase Professional	164.95
Superbase Professional 4	164.95
K-Data	37.95
Prodata	67.95

SPREADSHEETS

K-Spread 4	75.95
Pro Calc	164.95
Advantage	76.95
DG Calc	27.95
Maxiplan Plus	51.95
Superplan	64.95

ASSEMBLERS/ COMPILERS/ LANGUAGES

Devpac 3	49.95
Highspeed Pascal	74.95
Hisoft Basic	52.95
AMOS	34.95
AMOS 3D	24.99
AMOS Compiler	21.95
GFA Basic Compiler	22.95
GFA Basic Interpreter	39.95
Hisoft Basic 2	Call
Hisoft Extend	14.95
K-Seka Assembler	37.95
Lattice C v5.01	174.95

AUDIO MUSIC

Jam	89.95
Audiomaster IV	46.95

Audition 4	42.95
Bars & Pipes Prof	222.95
Dr T's Copyist App	94.95
Dr T's Copyist DTP	219.95
Dr T's KCS Level II 3.5	264.95
Dr T's Phantom	219.95
Dr T's Tiger Cub	94.95
Dr T's X-OR	209.95
Music X	99.95
Quartet	36.95
Sequencer One	74.95

EFFECTS/ PRESENTATION/ TITLING

Scala	199.95
Scala 1Mb	199.95
Scala 500	94.95
Big Alt Scroller	42.95
Broadcast Titler 2	189.95
Home Titler	34.95
HyperBook	54.95
Pro Titler	126.95
Title Page	134.95
TV Show v2	56.95
TV Text Professional	94.95
Video Titler 3D	78.95

3D/ANIMATION/CAD/ GRAPHICS

Deluxe Print II	39.95
Imagine	194.95
Art Department	55.95
Art Department Pro	134.95
Deluxe Paint IV	64.95
Deluxe Video III	69.95

Design Works	84.95
Director 2	97.95
Draw 4D	149.95
Imagine	179.95
PIXmate	38.95
Professional Draw v2	99.95
Real 3D Beginners	127.95
Real 3D Pro Turbo	359.95
Spectracolour	58.95
Take 2	84.95

EDUCATIONAL

Kids Type	12.95
The French Mistress	14.95
The German Master	14.95
The Italian Tutor	14.95
The Spanish Tutor	14.95
Better Maths 12-16yrs	19.95
Better Spelling Over 8	19.95
Fun School 2 Under 6	14.95
Fun School 2 6-8	14.95
Fun School 2 Over 8	14.95
Fun School 3 or 4 Under 5	17.95
Fun School 3 or 4 5-7	17.95
Fun School 3 or 4 Over 7	17.95
Magic Maths 4-8 yrs	19.95
Maths Mania 8-12 yrs	19.95
M Beacon Teaches Typing	22.95
Mega Maths A-Level	20.95
Micro English GCSE	20.95
Micro French GCSE	20.95
Micro Maths GCSE	20.95
Primary Maths 3-12 yrs	20.95
The Three Bears	19.95

UTILITIES

Cross DOS	24.95
GB Route	27.95
GB Route Plus	59.95

K-Comm 2	37.95
Quarterback	39.95
Quarterback Tools	59.95

DESKTOP PUBLISHING

Gold Disk Type	each 31.95
Outline Fonts	99.95
Pagesetter II	46.95
Pagestream v2.1	164.95
Proclips	21.95
Professional Page v2.1	199.95

WORDPROCESSORS/ TEXT EDITORS

Excellence 2	69.95
Interword	31.95
Kindwords 2	36.95
Pen Pal	59.95
Protext v4.3	49.95
Protext v5.5	102.95
Pro Write v3.2	102.95
Quickwrite	42.95
Scribble Platinum	42.95
Transwrite 2	34.95
Turbo Text	49.95
Word Perfect	192.95
Wordworth v1.1	89.95

ACCOUNTS

Cashbook Combo	54.95
Cashbook Controller	34.95
Home Accounts 2	37.95
Home Accounts	21.95
Personal Finance	
Manager	22.95
System 3	34.95

Please call us for a price on any hardware, software or peripherals you may require but can't see listed



Dept. AMS 4, 20 Bridge House, Bridge Street, Sunderland SR1 1TE. Sales Tel: (091) 510 2666 Enquiries Tel: (091) 510 2777 Fax: (091) 564 1960

Goods are not offered on a trial basis. Goods are offered for sale subject to our conditions of sale.

SOFTMACHINE



Callers welcome. Our hours of business are 9.30am till 5.30pm Monday to Saturday

Yes, the 10in graphics limitation is the fault of the HP_DeskJet printer driver. To save me repeating myself, read the answer to Simon Putland's letter ('DeskJet 10 inch cutoff').

The DeskJet, as you have found, imposes certain left and top margins. Now you've discovered the exact measurements of these, surely it's a simple matter of subtracting those measurements from the top and left margin settings in *Wordworth*? Alas you can't do the same in *PageSetter II*, but Gold Disk addressed this well known DeskJet 'feature' in *Professional Page* by adding an Offset gadget in the Print requester.

As for the extra form feed at the end of printing a document, I've noticed this and haven't yet figured out how to prevent it. It's probably a little bug in *Wordworth*. **JW**

CAN'T FIND THE WORDS



I have a similar problem to that of Ian Betts (AS, February 1992) in that when using *Professional Page 2.0* from the floppy disks I was able to access *TransSpell* from the Article Editor without any problem. But, since transferring the package on to my A590 in accordance with the instructions given, *TransSpell* will not load into RAM from the hard disk and I get a 'cannot be found' requester. Please advise.

I also still run *PageSetter II* as it has features which *Professional Page* doesn't, such as outline lettering and patterned in-fills, plus paragraph indenting is simpler – for straightforward work I find *PageSetter II* easier to use.

Since both *Professional Page* and *PageSetter II* use the same type of cache for the Compugraphic fonts, am I able to have only the one CGCache: directory accessible to both programs? If so, how?

Brian P Sharman
Teynham
Kent

The Article Editor (AE) and *TransSpell* programs need to be in the PPage: directory, which is the same directory the PPage program is in, and the dictionary – the file called pfsf6b90k (or something like that) – needs to be in the CGFonts: directory, which is the same directory that the Compugraphic fonts are in. (Don't confuse CGFonts: with CGCache:)

Yes, CGFonts: seems a silly place to put the dictionary, but if it isn't in CGFonts: *TransSpell* can't find it in order to copy it to RAM.

You can use the same CGCache: for *Professional Page 2.0* and *PageSetter II* with no problem. Simply create a single 'cgcache' directory somewhere on your hard drive and then change the Assigns to

JARGON BUSTING • JARGON BUSTING

Compugraphic fonts – Rather than a simple bit-mapped image of each character, which grows more jagged and unsightly with progressive magnification, a Compugraphic font represents the shape of each character within the font as a mathematical equation of the outline. Consequently, as the magnitude of the character is varied as it is printed, no information is lost and the result always looks smooth.

Directory – An organisational method of storing files on a disk in a hierarchy. A directory is a sub-section of a disk which may contain files and/or further directories - which may in themselves contain files and directories). In this way, related files can be grouped together.

Metronome – A clockwork device which produces a beat on a regular, adjustable time interval. Musicians use metronomes to help them play in at an even tempo. A metronome on a computer is usually emulated using a synthesised 'click'.

CGCache: for both *Professional Page* and *PageSetter II* to reflect the position of this directory. Then move all your font caches into the new CGCache: directory.

You can also let them share the CGFonts: directory, except that there is a certain very important program called 'CGT' in the CGFonts: directory that is different for *Professional Page 2.0* and *PageSetter II*.

One way around this problem would be to rename them 'CGT.ppage' and 'CGT.ps2' and move them out of CGFonts: into (for example) the CGCache: directory. Then you'd need to write a script for each program that first copied the relevant 'CGT.xxx' file into CGFonts:, renaming it to 'CGT' in the process.

Something like this, for *Professional Page 2.0* for example:

```
copy cgcache:cgt.ppage to J
cgfonts:cgt
run >nil: ppage:ppage
```

Version 2.1 of *Professional Page* completely does away with font caches, which, as you no doubt already know, can free up megabytes of space on your hard drive. Its screen refresh rate is also very much quicker than version 2.0 – I'm not exaggerating, you really do notice the difference. It's well worth registering with Gold Disk in the States and writing for the upgrade. **JW**

MUSIC X-TINGUISHED



My problem is in trying to get my synth to communicate with *Music X*. If I put

the synth into MIDI mode, with the channel set at number 1 and the synth set to Sound Source Mode, then loading an example file in *Music X* and playing it results in some sounds coming from the synth. These are generally unmusical fragments.

Now I think if I spend the time to work out the protocols and set up a protocol file in *Music X* then I

might be able to get it to work but I am not certain that is the problem.

The worst part is trying to get keyboard sequences into *Music-X*. This time I set the synth into MIDI Keyboard Assign mode, which is intended for playing other MIDI equipment from the PSS780 keyboard. I set up a blank file in *Music-X* with just the metronome track as suggested and then select RECORD. If I attempt to play the keyboard the keys are not detected and recording doesn't start. If I start recording by clicking the GO button on *Music-X*'s requester, all I get are a few empty bars recorded no matter what keys I play.

I wrote to the Software Business which markets *Music-X* and the people there said that when the title is displayed a short 'jingle' should play and suggested that if this does not happen then my MIDI interface or serial port are faulty. However, although the jingle does not play with my set up, the keyboard does indicate that it is receiving MIDI data by flashing the MIDI received light.

Have you any suggestions as to what I am doing wrong? In case you think it is the connections I have, the synth MIDI-OUT is connected to the interface MIDI-IN and vice versa with both cables connected all the time. I have a Trilogic 2 MIDI interface and a Yamaha PSS780 Music Station digital synth.

Peter Blair
Leyburn
North Yorkshire

Shortly after *Music-X* displays its logo page it does play a few notes on all sixteen MIDI channels (it only lasts a second or so) and if your synth is properly set up then, yes, you should hear the jingle that you've been told about. You've said that the synth led indicates that it does receive some MIDI data at this time and this is a good sign – it suggests to me that both your serial port and MIDI interface are OK. The Trilogic 2

interface has a couple of green leds which, though permanently on, blink as MIDI data passes through the unit. It would be worth checking that, when the *Music-X* jingle is sent, the interface MIDI-OUT led also indicates that some type of MIDI data is being transmitted. You've also said that when an example file is loaded from *Music-X* you do get some sort of noises from the synthesizer – I think the problem here is simply that an unsuitable set of voice-channel synthesizer assignments are being used.

On the MIDI recording side the fact that *Music-X* does not record what you play is significant – that requester with the GO button should vanish and recording should start as soon as you hit a key. I suspect that the Trilogic 2 interface's MIDI-IN led does not blink when you press keys on the keyboard and that the problem is that the PSS780 is not generating any MIDI data in the first place. It could however be something silly like a faulty MIDI lead so this also needs to be checked.

The sad thing about these types of MIDI problems is that they are easily solved by having the equipment, and its manual, in front of you. My guess is that most, if not all, of your problems stem from the way the PSS780 has been set up. The difficulty, from my point of view, is that I've not used a PSS780 – as you must know there are many hundreds (if not thousands) of different synths and although I get to see a lot there are still plenty that I neither see nor get any technical info on. The PSS780 just happens to be one of this latter group.

Nevertheless I have a few suggestions: firstly, re-read the manual to make sure that you do understand the setting up procedures. Secondly, a trip to a local Yamaha-literate music shop might prove fruitful – you'll invariably find that most of the sales assistants are musicians themselves and those who are MIDI literate will be only too pleased to help. Thirdly, if all else fails, call Yamaha on ☎ 0908-566-700 and ask for the technical department which deals with the PSS synth range – they'll be able to offer specific advice on your particular synth model. **PAO**

DESKJET 10 INCH CUTOFF



I have recently bought *Professional Page 2.1* and a Hewlett-Packard DeskJet

500 printer. I have a 1.3 Amiga 500 with 2Mb RAM and A590 hard drive.

My problem is that when I try to print a page from *Professional Page* a 1.5in gap is left blank at the bottom, leaving out any text or

continued on page 66

CARTOON CLASSICS MEGA 31* New GORDON 31* MEGA GAME 1Mb

HARWOODS POWERPLAY PACK 1 COMES OF AGE WITH 31* GREAT GAMES & A 1Mb AMIGA A500 PLUS CARTOON CLASSICS WITH THE SIMPSONS, LEMMINGS AND CAPTAIN PLANET PLUS 28* EXTRA GAMES ONLY FROM HARWOODS!!!

ALL OUR AMIGAS ARE UNITED KINGDOM SPECIFICATION AND INCLUDE THE FOLLOWING...

1 Mb. Disk Drive
1Mb Ram Memory
TV Modulator
4096 Colours
Multi Tasking
Speech Synthesis
4 Channel Digital Stereo Sound
Amiga Mouse
Operation Manuals
Workbench 2 Disks
ALL Connecting Cables

PLUS...All OUR Amigas are backed by Harwoods Great Service

(Please see full details in our Ordering Made Easy' panel final page)



THAT'S RIGHT HARWOODS HAVE PUT TOGETHER THE ULTIMATE AMIGA PACKS YET AGAIN... STARTING WITH POWERPLAY PACK 1 WHICH INCLUDES 31* GREAT GAMES!

Just look at what you get NOW...

- **AMIGA A500 PLUS COMPUTER WITH A FULL 1Mb. OF MEMORY!**
- **THE SIMPSONS, BART vs THE SPACE MUTANTS** - That's right man! you can play the computer version of this popular TV cartoon. By Ocean.
- **CAPTAIN PLANET** - created from the award winning TV show, now's your chance to save the earths environment with this ultimate adventure... your Eco-Copter is waiting. By Mindscape.
- **LEMMINGS** - Are you as smart as Lemmings are stupid, match your intelligence against their lack of it as you play the 140 levels of the most original game of '91 (European Computer Leisure Awards Winner). By Psygnosis.
- **EDUCATIONAL BASIC LANGUAGE FOR CREATING YOUR OWN PROGRAMS**
- **DELUXE PAINT III GRAPHICS PACKAGE WITH ANIMATION**
- **TAILORED DUST COVER AND MOUSE MAT**
- **AND A SUPERB HIGH QUALITY MICROSWITCHED JOYSTICK,**
- **PLUS.... 18 MORE GREAT GAMES, THERE'S SOMETHING FOR EVERYONE...**
- **BLOODWYCH** - Fantasy role-playing game, great interaction with your computer created environment
- **BUBBLE+** - Help the dawdling ghost and the soap bubble, escape from the old deserted manor house
- **CAPTAIN BLOOD** - Astonishing creatures and animated 3D graphics, this is a game you just have to play
- **ELIMINATOR** - A progressive multi stage flying shoot 'em up, on a long winding course, survive if you can!
- **HOSTAGES** - You must get your team and hostages out of the terrorist overrun embassy, without loss of life
- **JUMPING JACKSON** - In a deluge of colour and sound save the earth from sadness and melancholy music
- **KRYPTON EGG** - A classic Breakout game, 60 screens, separated by 6 combat sequences
- **LANCASTER** - Your mission is to fly the classic WWII bomber on its dangerous raids over enemy territory
- **LOMBARD RAC RALLY** - You drive your 300 bhp Sierra Cosworth through demanding stages of the rally
- **PURPLE SATURN DAY** - Four arcade games, an exciting high speed trip into total cosmic 3D space
- **SAFARI GUNS** - Live the African experience in an animal sanctuary, track the poachers & ivory traffickers
- **STIR CRAZY (Featuring Bobo)** - Bobo & his inmates are planning a stunning trampoline jump prison escape
- **SKYCHASE** - Airborne combat for every simulation fan. In this one or two player game, battle against your MIG flying adversary in your F-16 Falcon.
- **SKYFOX II** - Skyfox II, the only ship fast enough to carry on the Skyfox legend. Fight to blow your federation enemies from the Galaxy, at speeds of 9000 kilometres/second!
- **STRIKE FORCE HARRIER** - Puts you in the cockpit of one of Britains most exiting fighter aircraft. Multiple skill levels let you progress to become an ace pilot
- **TINTIN ON THE MOON** - We've been captured by Colonel Jorgen and he's trying to scupper the moon mission. Come on Tintin, you're the only one who can save us, and be the first on the moon
- **TV SPORTS FOOTBALL** - Strap on your helmet for American football simulation that looks like the real thing.
- **XENON 2 MEGABLAST** - This time it's war! The Xenites are back and have thrown time itself into turmoil.

We reserve the right to substitute individual software titles or pack items should the need arise.

Our packs always contain Professional Games NOT PD or multi-game disk titles

CARTOON CLASSICS MEGA 31*
AMIGA A500 PLUS

BUY YOUR AMIGA WITH 2Mb FOR ONLY £40 EXTRA!!!
(ie 1Mb RAM Expansion)

See Page 4 overleaf for details

***OUR POWERPLAY PACK 1 PREVIOUSLY CONTAINED 21 GREAT GAMES BUT, NOW WE'RE INCLUDING THESE 10 FANTASTIC BONUS GAMES... BUT ONLY WHILST STOCKS LAST!**

- DATASTORM** - The fastest shoot 'em up of all time! Defender with a vengeance!!!
 - DUNGEON QUEST** - Ultimate in multisensory gaming! The BEST graphic mysteries!
 - E-MOTION** - 50 levels of multi-coloured puzzles. A challenging emotional experience.
 - GRAND MONSTER SLAM** - Elves, Trolls, Goblins, Orcs, Dragons & Knights do battle!
 - RVF HONDA** - Formula 1 motorbike racing at 170mph on a Honda RC30 racing bike!
 - DRIVIN' FORCE** - For driving maniacs! 12 competitions day or night with 6 vehicles!
 - PIPEMANIA** - Classic puzzle arcade game. So addictive you won't want to put it down!
 - ROCK 'N' ROLL** - Crazy action game accompanied by fantastic Rock 'n Roll sounds!
 - SKWEEK** - Paint the town PINK, kill Schnoreuls and dominate 99 levels of Skweezland
 - TOWER OF BABEL** - Intricate 3D strategy game. Fantastic lighting & shading effects!
- ...AND HARWOODS ALSO GIVE YOU A SUPERB BROCHURE OFFERING UP TO 16 NIGHTS FREE HOTEL ACCOMMODATION IN AN EXTENSIVE SELECTION OF 400 HOTELS AROUND THE UK PLUS NOW A SPECIAL BUDGET FRANCE SUPPLEMENT IS INCLUDED TOO!

Priced at an INCREDIBLE


£399.95
Including VAT

HARWOOD POWERPLAY PACKS

HARWOOD'S BRILLIANT 1Mb AMIGA 500 PLUS 'MEGA 31'

GAMES PACK 2
That's right you get
the fantastic Amiga &
ALL THE EXTRAS
detailed in Harwoods
'Mega 31' Pack 1
AND you also get...

THE PHILIPS
CM8833/II
STEREO COLOUR
MONITOR



Our monitor section on page 6
gives full details for your choice
of Philips Monitors & Monitor TVs



MEGA
31*

MONITOR PACK

2

PACK TWO

OR...YOU CAN CHOOSE
A PHILIPS MONITOR TV
AT NO EXTRA COST!
See page 6 for FULL
details of this remarkable
Fast Text Monitor TV

A SPECIAL PACK FROM HARWOOD'S
YOU SEE AND HEAR THOSE GAMES
WITH SUPERB CLARITY

£629.95
Including
VAT

POWERPLAY

BUY AN AMIGA
WITH 2Mb FOR ONLY
£40 EXTRA!!!
(ie. 1Mb RAM Expansion
included)

HARWOOD'S GREAT 1Mb AMIGA 500 PLUS 'MEGA 31' PACK 3

That's right you get the fantastic
Amiga & ALL THE EXTRAS
detailed in Harwoods 'Mega 31'
Games Pack 1 (far left) AND...
then you also get...

THE SUPERB PHILIPS CM8833/II
STEREO COLOUR MONITOR

Our monitor section
on page 6 gives
full details for your
choice of Philips
Monitors & Monitor TVs



MEGA
31*

MONITOR AND
PRINTER PACK

3

PACK THREE

OR...YOU CAN CHOOSE
A PHILIPS MONITOR TV
AT NO EXTRA COST!
See page 6 for FULL
details of this remarkable
Fast Text Monitor TV

Plus...
THE SUPER STAR
LC 200 COLOUR
PRINTER...



Featuring...
185/40 cps, Full Colour 9 Pin NLQ Dot Matrix Printer
with a FREE Dust Cover and cable to your Amiga.
(See printer panel for details)

IF YOU WISH, REPLACE THE
LC200 WITH A CITIZEN SWIFT 9
COLOUR AT NO EXTRA COST!!
OR... IF YOU PREFER A 24PIN
COLOUR PRINTER, JUST CHOOSE
FROM OUR RANGE & ADD THE
DIFFERENCE IN PRICE BETWEEN
STARS LC200 & YOUR CHOICE.
(eg. Citizen 224, add just £50)

£829.95
Including
VAT

POWERPLAY

"IT'S THE- BUSINESS"

A TRULY PROFESSIONAL
PACKAGE SPECIFICALLY
FOR THE BUSINESS
MINDED AMIGA USER.
THIS ONE SHOULD
FULFILL EVERY AREA
OF HOME BUSINESS
YOU'RE LIKELY TO NEED!

THE BUSINESS PACK
FROM HARWOODS
INCLUDES ALL THE
FOLLOWING...

AMIGA 500 PLUS
WITH 1Mb. MEMORY

PHILIPS CM 8833/II
STEREO COLOUR MONITOR
See Monitor Panel on Page 6 for Details

STAR LC200 9 PIN NLQ
FULL COLOUR PRINTER
See Printer Panel on Page 5 for Details

A HOST OF BUSINESS SOFTWARE & ACCESSORIES...
PEN PAL V1.3 (Word Processor)...1Mb.
SUPERBASE II PERSONAL (Database)
SUPERPLAN (Spreadsheet)...1Mb.

A GREAT TEN
GAMES PACKAGE

Plus...
★ THE SIMPSONS
★ CAPTAIN PLANET
★ LEMMINGS
★ DELUXE PAINT III
Now with ANIMATION
★ MICROSWITCHED JOYSTICK
★ 10 BLANK 3.5" DISKS
★ DISK LIBRARY CASE
★ MOUSE MAT
★ 3 TAILORED DUST COVERS



CARTOON
CLASSICS

POWERPRO

PROFESSIONAL

PROFESSIONAL

PACK

OR...YOU CAN CHOOSE
A PHILIPS MONITOR TV
AT NO EXTRA COST!
See page 6 for FULL
details of this remarkable
Fast Text Monitor TV



BUY AN AMIGA
WITH 2Mb FOR ONLY
£40 EXTRA!!!
(ie. 1Mb RAM Expansion
included)

IF YOU WISH, REPLACE THE
LC200 WITH A CITIZEN SWIFT 9
COLOUR AT NO EXTRA COST!!
OR... IF YOU PREFER A 24PIN
COLOUR PRINTER, JUST CHOOSE
FROM OUR RANGE & ADD THE
DIFFERENCE IN PRICE BETWEEN
STARS LC200 & YOUR CHOICE.
(eg. Citizen 224, add just £50)

Datamost, Drivin' Force, Pipe Mania,
Dungeon Quest, Rock-N-Roll, E-Motion,
Tower of Babel, Skweek, RVF Honda,
and Grand Monster Slam.

ADD A CUMANA CAX 354 SECOND DRIVE
FOR JUST £50 TO HELP RUN THOSE
BUSINESS PACKS MORE EFFICIENTLY

WE MEAN BUSINESS AT A GREAT
PACKAGE PRICE OF JUST...

£899.95
Including
VAT

POWERPRO

HARWOODS LEARN & PLAY

PRIMARY & JUNIOR PACK A

Get your children off to the right
computing start with this software
learn and play pack...

PROF. PLAYS A NEW GAME
PROF. LOOKS AT WORDS
PROF. MAKES SENTENCES
PROF. HUNTS FOR WORDS

Active, enquiring young minds love seeing the
cartoon character called Prof. entertain and teach.
Children take charge of Prof. on the computer,
active learning. Follows National Curriculum (N.C.).

HOMEBASE

Ideal home storage system. Keep household lists,
student records etc. Easy to use 'push button' controls.


PRIMARY MATHS COURSE

Around 24 modules in this course from 3 yrs old
right up to secondary level. Follows N.C.

READING & WRITING COURSE

24 module course. Teaching from the computer
and books. For early starters & the dyslexic.

A GREAT EDUCATIONAL PACK
FOR YOUR CHILDREN AT A
FRACTION OF THE NORMAL COST



EDUCATION

PACK A

£89.95
Including
VAT

Education

HARWOODS LEARN & PLAY

GCSE/O' LEVEL PACK B

GCSE examination level studies on your
Amiga computer that's fun!

MICRO ENGLISH, MICRO FRENCH AND
MICRO MATHS


A set of three complete self-tuition courses to GCSE level
which can also be used for revision work. All programs
adhere to the National Curriculum and were designed
and tested in schools by professional teachers.
Micro French includes 'real speech' to help your accent!

PEN PAL - Graphical Word Processor

A fantastic word processor with all the tools you'll need
to create effective written work. Ideal for home work,
projects etc. or for the families letters. Text wraps
automatically around graphics, even as you type!
Includes a built-in database and Forms Manager.

HOMEBASE

Homebase is the ideal information storage program for
things like household lists, student notes, and children's
educational projects. Inc. clearly labelled 'push button'
controls and clear comprehensive reference manuals.



EDUCATION

PACK B

£89.95
Including
VAT

Education

A GREAT EDUCATIONAL PACK
FOR YOUR CHILDREN AT A
FRACTION OF THE NORMAL COST

All our packs contain the new
Amiga A500 Plus.
(1.3 Amigas may still be available
to special order, please enquire.)



Enquiries & Order Line:

0773 836781



Finance Facilities Available*
Please phone us for information and your personal application pack.



GORDON
HARWOOD
HARWOOD
HARWOOD
Computers

ALFRETON DERBYSHIRE

The Closer you look,
The Better we look.

SOUND AND VISION

Words and Pictures

CDTV



IMAGINE, IF YOU CAN, THE CONCEPT OF A NEW, MORE POWERFUL AMIGA...

...WITH 1 MEGABYTE OF MEMORY, AND A COMPACT DISK DRIVE OF ALMOST INFINITE SIZE. A DISK DRIVE SO VAST, IT CAN STORE HUNDREDS OF MILLIONS OF DIGITS OF DATA. THIS DATA COULD BE, SPEECH, ANIMATED PICTURES, DIGITISED STEREO SOUND, COMPUTER IMAGES OR WHOLE ENCYCLOPAEDIAS.... AND MORE.

IMAGINE THIS, AND YOU CAN START TO GRASP THE CONCEPT OF CDTV.

THE INTEGRAL COMPACT DISK DRIVE, IS THE KEY TO THE POWER OF CDTV. ITS STORAGE CAPACITY IS EQUIVALENT TO AROUND A QUARTER OF A MILLION FULL PAGES OF TEXT. THIS WHEN INTEGRATED WITH THE 1 MB OF INTERNAL AMIGA CIRCUITRY, CREATES A SYSTEM, WHICH FROM A CD DISK, CAN GIVE YOU ACCESS TO AN UNIMAGINABLE SPECTRUM OF REAL WORLD IMAGES, NEVER SEEN COMBINED BEFORE. THESE VIVID IMAGES, WITH WORDS AND SOUNDS, GIVE YOU A WHOLE NEW DIMENSION IN HOME EDUCATION, ENTERTAINMENT & INFORMATION TECHNOLOGY. AND... DON'T FORGET, THAT CDTV CAN PLAY IN SUPERB QUALITY, ANY NORMAL AUDIO MUSIC CD, AND IT CAN ALSO PLAY THE NEW CD+G DISKS, WHICH GIVE DIGITAL SOUND AND ON SCREEN GRAPHICS.

ON CD DISKS NOW AVAILABLE, THERE ARE EDUCATIONAL PACKAGES, ENCYCLOPAEDIAS PACKED WITH REFERENCE INFORMATION, STUNNING GAMES, MUSIC SYSTEMS AND MANY OTHER NEW AND VARIED SUBJECTS, INCLUDING WHOLE WORLD ATLASES OR EVEN THE COMPLETE WORKS OF SHAKESPEARE, EACH ON ONE CD DISK!!! CDTV - NOTHING LESS THAN REVOLUTIONARY

FREE CDTV STARTER PACK!!!

WHEN YOU CHOOSE YOUR CDTV FROM GORDON HARWOOD, NOT ONLY DO YOU GET OUR LEGENDARY SERVICE, BUT WE GIVE YOU A CDTV STARTER PACK, TO GET YOU EXPLORING YOUR NEW WORLD - STRAIGHTAWAY.

THIS INCLUDES A SUPERB SELECTION OF CD DISK TITLES INCLUDING THE WELCOME TUTORIAL & HUTCHINSONS ENCYCLOPAEDIA, PLUS ... FOUR GAMES, SHERLOCK HOLMES & THE HOUND OF THE BASKERVILLES, SIM CITY, CHAOS IN ANDROMEDA, AND THE ACCLAIMED LEMMINGS, WORTH IN TOTAL ALMOST £170.00. IN ADDITION IS THE INFRARED REMOTE CONTROLLER, AND ALL THE HARDWARE NEEDED TO GET YOU CONNECTED.

ALL THIS FOR JUST £499.95

CDTV IS THE SAME SIZE AND STYLE AS MOST VIDEO RECORDERS, SO IT CAN SIT UNOBTUSIVELY ABOVE OR BELOW YOUR HOME TV AND/OR HI-FI. AND WITH ITS INFRARED REMOTE CONTROLLER, IT CAN BE OPERATED FROM YOUR ARMCHAIR. BUT PERHAPS MOST IMPORTANTLY, IF YOU ARE A COMPUTER ENTHUSIAST, REMEMBER THAT INSIDE EVERY CDTV, IS AN AMIGA, JUST WAITING TO BE USED. SO LATER ON, YOU'LL BE ABLE TO BUY THE OPTIONAL KEYBOARD AND DISK DRIVE, TO GET INTO THE WORLD OF AMIGA COMPUTING. PRINTERS, DIGITISERS, GENLOCKS AND OTHER ACCESSORIES, CAN ALL BE CONNECTED TO GIVE ACCESS TO MANY OTHER EXCITING FACILITIES, AND ALSO MANY OF THE EXISTING SOFTWARE PACKAGES AVAILABLE FOR THE AMIGA COMPUTER. NEVER BEFORE HAS THERE BEEN SO MUCH POTENTIAL FROM ONE NEW STUNNING SYSTEM, PACKED WITH

TODAYS TECHNOLOGY.!

CALL IN AND SEE US FOR YOUR PERSONAL DEMONSTRATION, OR PHONE US FOR YOUR FREE DETAILED CDTV INFORMATION PACK.

CDTV ACCESSORIES Please call for latest availability.

CD 1220 KEYBOARD
CD 1252 MOUSE
CD 1200 TRACKBALL

AN 89 KEY QWERTY KEYBOARD £49.95
INFRARED MOUSE WITH BATTERY SAVER. £49.95
INFRARED TRACKBALL, WITH THE OPTION OF DIRECT CONNECTION TO EXTEND BATTERY LIFE. £79.95

CD 1400 CADDY
CD 1401 MEMORY CARD

DUPPLICATES FUNCTIONS OF 2 BUTTON MOUSE & INCLUDES TWO 9 PIN PORTS FOR STD. JOYSTICKS FOR HOLDING CD WITHIN DRIVE £9.95
PERSONAL RAM CARD CONTAINING £79.95

CD 1405 MEMORY CARD

A LARGER PERSONAL RAM CARD £249.95

CD 1800 FLOPPY DRIVE

RACK MOUNTABLE FLOPPY DRIVE WITH £99.95

CD 1301 GENLOCK

880K CAPACITY. CASING ALLOWS ROOM FOR ADDITIONAL HARD DRIVES OR MODEMS ETC. £149.95

CUMANA 3.5" DRIVE

PAL BASED VIDEO INTERFACE CARD FOR CDTV COMPATIBLE AND STYLED IN MATCHING BLACK. (Same spec as CAX 354 on page 4 of this advertisement)

Many Amiga Accessories & Peripherals (e.g. Printers, Disk Drives, Software etc.) are compatible with CDTV. Please phone us for compatibility information.

HARWOODS AMIGA PRO-GEN

NEW LOWER PRICE



PROFESSIONAL QUALITY GENLOCK FOR COMPUTER AND VIDEO MIXING. AT A DOWN TO EARTH PRICE!!!

Please note the above photograph shows Spectracolor which has now been replaced by Photon Paint 2.0

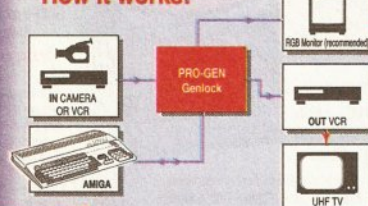
PRO-GEN Amiga Genlock

The Pro-gen AMIGA Genlock allows you to mix your Amiga display with any PAL video signal whether it is from a VCR, Laserdisk player or a Camcorder. In fact any item of video equipment which outputs a PAL composite video signal. Combined with the Amiga computer the Pro-Gen gives you the facilities of a special effects & video titling suite. Take your own films & give them a professional look by OVERLAYING TITLES or by SUPER IMPOSING YOUR OWN GRAPHICS created in packages like Photon Paint 2.0 or Deluxe Paint. Pro-Gen is supplied with micro illusions superb Photon Paint 2.0 package.

FREE

A powerful Lo-and-Hi resolution hold and modify (HAM) paint program, with overscan (NTSC/PAL) and special effects for your Amiga Computer including all the following...
Contour Mapping: drapes a brush over a 3D "landscape". Pixel intensity values decide the peaks and valleys, while a specially developed ray-tracing algorithm maps the image precisely.
Surface Mapping: around 3D objects, both geometric and free hand drawn.
Luminance: sets the light source and intensity. **Shadowing:** automatically with control of size and offset. **Brush Control:** twist, tilt, resize, flip, rotate, bend, adjustable transparency, stretch etc etc. PLUS LOTS MORE! A great program allowing use of 4096 colours. Choice of horiz/vert page print, negatives, anti-aliasing, dithered print, adjustable brightness etc.

How it works:



STOP PRESS

PRO-GEN... NOW INCLUDES A VERY VERSATILE MULTI COMPONENT VIDEO TO GENLOCK CONNECTING CABLE KIT. THIS ALLOWS PRO-GEN TO BE USED STRAIGHTAWAY WITH MOST POPULAR VIDEO EQUIPMENT, WITHOUT THE NEED TO HUNT DOWN THE CORRECT CONNECTING CABLES. THIS KIT CAN ALSO BE USED TO CONNECT IN OTHER WAYS... eg. VCR TO VCR etc. A KIT TO START YOU OFF RIGHT FROM THE MOMENT YOU OPEN THE BOX!!!

NEW LOWER PRICE

PRO-GEN with Photon Paint 2.0 **ONLY £99.95**

Mode Switch-box for Genlocks

Features Include
-Compatible With The Pro-Gen And Rendale 8802
-Supplied With Genlock Extender Cable Worth £9.95
-Switch-box Switches Between Foreground, Background, Video And Computer Modes.

£29.95

AMIGA DRIVES & MEMORY

Cumana CAX354 3.5" External 2nd Disk Drive.

- ★ Features Include
- ★ Long connecting cable
- ★ 1Mb, (880K Formatted) Capacity
- ★ Enable/Disable Switch,
- ★ Throughport
- ★ Access Light
- ★ Compatible with Amiga 500/1000/1500/2000/3000 and CDTV

£57.95



NOW SUPPLIED

WITH A
FREE
3.5" DISK HEAD
CLEANER
for optimum reliability

**BLACK CDTV
COMPATIBLE VERSION
AVAILABLE NOW!!!**

NEW! GVP 52-105Mb HARD DISK DRIVE WITH MEMORY EXPANSIONS OF UP TO 8Mb.

- ★ Capacities of 52 or 105Mb available
- ★ Connects to sidecar bus on L/H side of A500/A500 Plus
- ★ Autoboots with Kickstart 1.3/2.0, boot enable/disable switch
- ★ Sockets for up to 8 Mb of RAM expansion
- ★ SCSI Port allows up to 7 other devices to be connected
- ★ Supplied with easy to use software
- ★ 2 Year Warranty Complete with dedicated PSU
- ★ Mini slot for future expansion capabilities
- ★ PC-AT Emulator planned to be available for 1992

GVP PRICES	RAM SIZE	CAPACITY	
		52Mb.	105Mb.
	0Mb.	£359.95	£549.95
	2Mb.	£429.95	£629.95
	4Mb.	£509.95	£749.95
	8Mb.	£699.95	£929.95

Call for...
**UPGRADE
PRICES!**

EDUCATION SOFTWARE DON'T JUST PLAY GAMES WHEN YOU CAN LEARN WITH YOUR AMIGA TOO!

- MICRO MATHS** - 24 easy to use programs for GCSE ('O' Level) revision or self tuition **£21.95**
- MEGA MATHS** - A 9 level step by step tuition course. For mature beginners, 'A' Level studies & Micro Maths users **£21.95**
- MICRO FRENCH** - GCSE French tuition or revision course. Covers both spoken & written French **£21.95**
- MICRO ENGLISH** - A complete programme of self-tuition up to GCSE standard **£21.95**
- PRIMARY MATHS COURSE** - Ages 3 to 12, Complete 24 Programme Course. **£21.95**
- SPELL BOOK** - Ages 4 to 6, Developed with the help of a Primary School Head Teacher to aid spelling skills. **£17.95**
- PROF: Hunts for Words** - With clues for Prof. and his young audience, children can hunt for words and complete a story. **£24.95**
- PROF: Looks at Words** - You direct Prof. around the screen searching for letters to complete the words. 17 levels of play. **£24.95**
- PROF: Makes Sentences** - Children help Prof. make up sentences by unjumbling sequences of words - great animation. **£24.95**
- PROF: Plays a New Game** - Comes with a story disk, audio tape, and an illustrated reading book. **£24.95**

HARWOODS AMIGA 1Mb PRO-RAM PLUS

**ADD MORE POWER TO YOUR AMIGA 500 PLUS
WITH A FULL 1Mb. MEMORY UPGRADE!!!**

- ★ 1Mb. RAM expansion for the Amiga 500 Plus
- ★ Gives a total of 2Mb. of RAM
- ★ Easily fitted without any dismantling in the trapdoor expansion slot underneath Amiga. DOESN'T invalidate your warranty!
- ★ Low power consumption 2 Yr Guarantee!

A GREAT NEW OFFER FROM HARWOODS

Only... **£44.95**

0.5 Mb PRO-RAM

- ★ Compatible with Amiga A500 and 500 Plus
- ★ Gives A500 a total of 1Mb Memory + Clock
- ★ Gives 500 Plus a total of 1.5Mb Memory

Only... **£29.95**

AMIGA SOFTWARE

Music-X: The ultimate software for professional MIDI sequencing. The software includes a configurable librarian and a synthesiser patch editor. All you need to recreate a song can be recalled from one performance file including sequences, MIDI routing, sync setup, keyboard maps & synthesiser or drum machine patch libraries. **NEW LOW PRICES - £54.95 or just £74.95 with midi-interface!**

MIDI INTERFACE (5 Port): In, Out, Through plus 2 switchable thru/out. Includes cable. **£24.95**

AMOS: AMOS allows you to access the power of the Amiga with ease. 500 different commands make AMOS a sophisticated development language. The AMOS animation language allows you to create complex animation sequences. 300 page manual and over 80 example programs **£49.95**

Amos Add on Modules: (BOTH require Amos prog.)

Amos Compiler **£29.95**

Amos 3D **£29.95**

SuperBase 4: Most powerful database available for the Amiga. Combines the ease of use of Super-Base 2 with a versatile programming language so that you can tailor your data to your own specific needs for club/business/library records etc. **£229.95**

Lattice C: An ideal tool for the C programmer whether experienced or a novice. The best way to create applications for the Amiga. Fully supports Motorola chipset. Nearly 300 functions optimised to help the user write the tightest possible code. Includes screen editor. Most Amiga C books are based around lattice. (Requires either 2 floppy drives OR a hard disk drive) **£199.95**

Deluxe Paint IV: Latest version of the Amigas first, and still the best, paint and animation package, now including HAM mode. (1 Mb. minimum memory or more recommended) **£79.95**

Vidi, The Complete Colour Solution: Vidi with RGB Splitter, Frame Grabber & Digitiser. Grabs moving colour video into 16 grey scale frames (up to 16 frames in 1Mb. Amiga) and digitises from still colour video source in up to 4096 colours in less than 1 second! Requires home VCR or video camera for grabbing. Requires video camera or VCR with perfect pause for digitising. Now comes with Photon Paint 2.0 ABSOLUTELY FREE OF CHARGE!!! **£179.95**

MASTERSOUND: High quality "mono" sampler (best for sampling instruments etc.) **£36.95**

THE ABOVE IS JUST A SMALL SAMPLE FROM OUR EXTENSIVE RANGE OF THOUSANDS OF SERIOUS, EDUCATION AND RECREATION

TITLES. WE CAN'T LIST THEM ALL HERE SO PLEASE CALL US IF YOU CAN'T SEE THE PROGRAM YOU REQUIRE, IT'S PROBABLY IN STOCK!

Pen Pal V.1.3

WORD PROCESSOR/DATABASE

With Pen Pal you can mix text, 4096 colour graphics & data in ways no other w/p can! "It's handling of graphics is unsurpassed: Pen Pal is the only word processor I tested that will automatically wrap text round graphics."

Amiga World, July '90



£79.95

PEN PAL complete WITH 512K Amiga RAM Expansion only...£99.95!

All our packs contain the new Amiga A500 Plus.
(1.3 Amigas may still be available to special order, please enquire.)



Enquiries & Order Line:

0773 836781

Finance Facilities Available*
Please phone us for information and your personal application pack.



**GORDON
HARWOOD
HARWOOD
HARWOOD
Computers**

ALFRETON DERBYSHIRE

*The Closer you look,
The Better we look.*

FREE...
Fully Tailored
Dust Cover with all
Dot Matrix Printers

PRINTERS

NEW FREE
ACCESSORIES

All printers in our range include a standard Centronics/Parallel Port for direct connection to Amiga, PC's, Atari ST's, Archimedes etc.

We supply a connection cable to YOUR computer plus a Quality Dust Cover with ALL Dot Matrix Printers

FREE
FREE
FREE



When you are comparing our prices to others make sure that the same essential items are included eg. Printer Lead, Dust Cover, Postage and VAT etc.

GORDON HARWOOD PRINTER STARTER PACK

ALL our Dot Matrix Printers are supplied complete with...
200 Sheets of Continuous Printer Paper
100 Useful Self Adhesive Continuous Labels
Amiga Printer Drivers Disk

FREE
FREE
FREE
FREE
FREE

CITIZEN 120D+ 9 PIN MONO - Up to 120/25 cps

Very reliable low cost printer with interchangeable interfaces for Centronics/RS232C/serial type (C64 etc.)

£149.95

NEW FASTER STAR LC20 9 PIN MONO - Up to 150/38 cps

Replacement for our most popular Mono Dot-Matrix at a super low price

£159.95

Multiple font options easily accessible from front panel
Excellent paper handling facilities
Simultaneous, continuous and single sheet stationery
240 x 240 dpi Graphics

STAR LC200 9 PIN COLOUR PRINTER - 185/40 cps

This is the one in our packs!

80 Column Dot Matrix
240 dpi - 9 Pin COLOUR
16K Buffer, 8 Resident Fonts
Push/pull tractor & rear/bottom feeds
Reverse paper feeds
Micro paper feed, Max. paper width 11.7"
Supplied with colour & mono ribbons
Paper park with auto single sheet loading
Programmable from front panel.
12 month warranty

£209.95

CITIZEN SWIFT 9 PIN COLOUR - 160/40cps

New super high spec 9Pin colour printer

8K Buffer, 4 Fonts
Push and pull tractor built-in
Feed for labels/multi part stationery
240 x 240 dpi Colour Graphics
Best text quality in our 9Pin range
2 Year Citizen warranty

£219.95

STAR SJ48 INKJET PRINTER

New super high quality bubble ink jet printer

64 Nozzle ink jet
Emulates Epson LQ and IBM
Printer for full compatibility
Complete with AC adaptor
Large 28K Buffer
360 x 360 dpi near laser print quality
Optional Ni-Cad battery for mains free operation

£249.95

STAR LC24/200 24 PIN MONO - 220/55 cps

Mono version of LC24/200 Colour, same spec except for a smaller 7K buffer

£249.95

STAR LC24/200 24 PIN COLOUR - 220/55 cps

Colour version of the LC24-200 Mono.

80 Column Dot Matrix
360 dpi - 24 Pin MONO
30K Buffer (expandable)
10 Resident Fonts
Front Panel Pitch Selection
Push/pull tractor & rear/bottom feeds
Reverse paper feed
Paper park with auto single sheet loading
Micro paper feed, Max. paper width 11.7"
Supplied with mono ribbon
Faster than the old LC24-10
Extra font cartridges available
Program from front panel, No DIP switches
12 month warranty

£299.95

NEW 24 Pin CITIZEN 224 COLOUR - 160/53 cps

Brand New, lowest cost colour 24 Pin printer, anywhere!

80 Column Dot Matrix with 4 Fonts
360 dpi - 24 Pin COLOUR
8K Buffer expandable to 32K
Easy to use front panel controls
Push & pull tractor feeds
Complete paper parking facilities.
Supplied with mono & colour ribbons
Full 2 Year Citizen Warranty

£259.95

NEW 24 Pin CITIZEN SWIFT 24E COLOUR - 180/60 cps

Brand New, superb specification colour 24 Pin printer.

80 Column Dot Matrix with 7 Fonts
360 dpi - 24 Pin COLOUR
8K Buffer expandable to 32K
Easy to use LCD panel controls
Push/pull & bottom tractor feeds
Complete paper parking facilities.
Supplied with mono & colour ribbons
Full 2 Year Citizen Warranty

£319.95

NEW FASTER STAR XB 24 PIN COLOUR

RANGE XB24-200 & XB24-250 - 275/80 cps
These NEW top of the range Stars replace the XB24/10 & XB24/15, & offer the best possible quality dot matrix printing

Exceptional print quality
4 x 48Pin super letter quality fonts
14 x 24Pin near letter quality fonts
Buffer: 29K (XB24/200) & 76K (XB 24/250)
360 x 360 dpi Colour Graphics
12mths on-site warranty (UK Mainland)

£399.95

£499.95

Wide Carriage

24-200 Colour

24-250 Colour

HEWLETT PACKARD PAINTJET COLOUR A4 INKJET

Our best quality full colour printer at a realistic price

Parallel/Centronics or Serial RS232 I/F (specify with order, MAC option available)
For presentation graphics/DTP, CAD and technical/scientific applications
A full page of colour graphics in 4 minutes (typical)
Non impact printing, virtually silent, 43dba
Will print transparencies
12 Months on-site warranty (UK Mainland)

£599.95

STARSCRIPT - 4ppm POSTSCRIPT COMPATIBLE LASER

A4 Laser Printer, will connect to PC, Amiga, Atari ST, Macintosh etc.

300 DPI, 2Mb. Upgradable to 5Mb.
Emulations inc: HP Series II, Epson EX800, IBM Proprinter & Diablo 630
Complete with "Starscript" (Stars postscript language emulation)
Serial and Parallel Interfaces
12month on site warranty (UK Mainland)
49 quality fonts built-in
Appletalk for connection to Macintosh
Every desktop publishers dream

£1099.95

SEE OUR LIST OF ACCESSORIES FOR BOTH STAR AND CITIZEN PRINTERS, ALL AT COMPETITIVE PRICES!

All the characters Per Second speeds quoted above are Draft/LQ at 10cps

PRINTER ACCESSORIES

CITIZEN PRINTER ACCESSORIES:

Citizen 120D+ Sheet Feeder £69.95
Citizen 120D+ Parallel Interface £49.95
Citizen 120D+ CBM C64 Serial Interface £49.95

Citizen 124D 32K Buffer £13.95
Citizen 124D Semi-Auto SheetFeeder £39.95
Citizen 124D Automatic Sheet Feeder £79.95
Citizen 124D Printer Stand £24.95

Citizen Swift 9 Semi-Auto SheetFeeder £39.95
Citizen Swift 9 Automatic Sheet Feeder £79.95
Citizen Swift 9 Printer Stand £24.95

Citizen Swift 9X Printer Stand £34.95
Citizen Swift 9X Automatic Sheet Feeder £139.95

Citizen Swift 24 32K Printer Buffer £13.95
Citizen Swift 24 Semi-Auto Sheet Feeder £39.95
Citizen Swift 24 Automatic Sheet Feeder £79.95
Citizen Swift 24 Printer Stand £24.95

Citizen Swift 24X Auto Sheet Feeder £139.95
Citizen Swift 24X Printer Stand £34.95

HEWLETT PACKARD PAINTJET PRINTER ACCESSORIES:

Hewlett Packard PaintJet
Black Ink cartridge £25.95
Colour Ink Cartridge £31.49
Single Sheet Printer Paper £17.95
Z-Fold Printer Paper £15.95
Transparency Paper: Pack of 50 Sheets £52.95

STAR PRINTER ACCESSORIES:

Star LC-20 Mono Printer Automatic SheetFeeder £74.95

Star LC24-10 Mono Printer 32K Buffer £67.95
Automatic SheetFeeder £74.95

Star LC-200 Colour Printer Automatic SheetFeeder £74.95

Star LC 24-200 Mono/Colour Printers 32K Printer Buffer £34.95
Automatic SheetFeeder £74.95

Star SJ48 Printer Automatic Sheet Feeder £54.95
Ni-Cad Battery £39.95

Star XB 24-200 Colour Printer Pull Tractor £34.95

Font Cartridges - Styles To Be Announced £29.95
128K Centronics Printer Buffer £89.95
Automatic SheetFeeder £114.95
Dual Bin SheetFeeder £429.95

Star XB 24-250 Colour Printer Pull Tractor £34.95

Font Cartridges - Styles To Be Announced £29.95
128K Centronics Printer Buffer £89.95
Automatic SheetFeeder £174.95
Dual Bin SheetFeeder £469.95



GENUINE CITIZEN & STAR REPLACEMENT PRINTER RIBBONS

PRINTER	PRINTER TYPE	BLACK RIBBON	BLACK RIBBON 'SIX PACK'	COLOUR RIBBON	COLOUR RIBBON 'SIX PACK'
CITIZEN 120D+	BLACK ONLY	£4.95	£24.95	N/A	N/A
CITIZEN 124	BLACK ONLY	£4.95	£24.95	N/A	N/A
CITIZEN SWIFT 9	BLACK/COLOUR	£4.95	£24.95	£16.95	£99.95
SWIFT 24/24E/224	BLACK/COLOUR	£4.95	£24.95	£16.95	£99.95
STAR LC10/20	BLACK/COLOUR	£4.95	£24.95	£6.90	£36.50
STAR LC24/200	BLACK/COLOUR	£6.95 ZX9	£36.95 ZX9	£12.95 ZX9CL	£69.95 ZX9CL
STAR LC24/200	BLACK/COLOUR	£8.95 Z24	£49.95 Z24	£14.95 X24CL	£74.95 X24CL
STAR XB RANGE	BLACK/COLOUR	£8.95 Z24	£49.95 Z24	£14.95 X24CL	£74.95 X24CL
STAR SJ48 INK CARTRIDGE	BLACK ONLY	Also compatible with Apple Stylewriter and Cannon BJ10E Bubblejet			£14.95ea.

BOOK SHOP

FOR BEGINNERS & EXPERTS ALIKE



AMIGA FOR BEGINNERS - VOL. 1 ABACUS BOOKS, £14.95
From unpacking your Amiga to creating your own icons, includes first use of basic and extras disk. NEW revised version covering workbench 1.3 and 2
AMIGA BASIC INSIDE AND OUT - VOL. 2 ABACUS BOOKS, £18.95
Definitive step by step guide to programming Amiga's in basic.
AMIGA MACHINE LANGUAGE - VOL. 4 ABACUS BOOKS, £14.95
Practical guide to learning 68000 assembler language.
AMIGA DOS INSIDE AND OUT - VOL. 8 ABACUS BOOKS, £23.45
Guide to Amiga DOS & CLI. NEW Edition inc. WB 2.0 (includes Free Help Disk)
AMIGA HARDWARE REFERENCE MANUAL-Addison Wesley, £21.95
Written by technical experts at Commodore Amiga Inc, USA... the people who designed your Amiga. Hardware level machine code programming at advanced level. New revision now also includes Kickstart 2.
AMIGA, BEST OF TRICKS & TIPS Vol. 17, £32.95
A complete set of tricks and tips that enable you to do MORE with your Amiga and as simply as possible. (Includes Free Disk)
GETTING THE MOST FROM YOUR AMIGA, £9.95
From Future Publishing, the producers of Amiga Format Magazine and fully updated for 1992 OR... available with 2 HELP DISKS INCLUDED £13.95

WE ALWAYS CARRY LARGE STOCKS OF THE FULL RANGE OF ABACUS & OTHER BOOKS...Phone us for details!

NOW
INCLUDING
TEN FREE GAMES
PACK TOTALLY FREE!

MONITORS & MONITOR TV's

Harwoods stock a complete range of both Monitors & Monitor TV's to give you your perfect solution to the type of display to buy.



PHILIPS CM8833/II Stereo High Resolution Colour Monitor

The ever popular 14-inch Philips CM 8833 MkII. Its versatility means you not only get excellent colour graphics & text performance with a wide range of personal computers, but when connected to a VCR, you get an amazing 600 pixel TV picture. With the 8833 MkII, Harwoods give you the complete set up, to get you going straight away... Monitor, RGB picture and Stereo Audio Cables, Tailored dust cover, and a full 12 Months on site service warranty.

★RGB/AD, TTL, Composite. Video & stereo audio inputs Can be used as a TV with VCR or Tuner Also as a Video Camera display monitor Retractable stand
★Twin Stereo Speakers Headphone Jack
★FREE lead for your computer FREE 12 Month on site service warranty.

THE MOST VERSATILE STEREO COLOUR MONITOR AVAILABLE

£249.95

CBM 1084S STEREO COLOUR MONITOR

Commodore's Own Stereo High Resolution Colour Monitor with...

★RGB/AD/TTL, Composite. Video/Audio Inputs Can be used as TV with VCR or tuner. Twin Speakers for stereo output Supplied with cables for A500, CGA PC, C16-64-128.

£269.95

It's important to remember that most TV Monitors, are still first and foremost televisions, meaning that their average 400 pixel tube display 50% lower resolution than a monitor cannot be guaranteed to display 80 column text clearly without risking eye strain. If choosing a Television Monitor ensure it has the latest 2000 character tube capability, meaning it can handle the Amigas' 80 characters, by 25 line output clearly.

NEW!!! PHILIPS 15" FASTEXT TELETEXT REMOTE CONTROL 60 CHANNEL MONITOR TV BRAND NEW SUPERB DEFINITION PHILIPS MONITOR TV. IDEAL FOR AMIGA OR CDTV USERS, GIVING FOR THE FIRST TIME TRUE MONITOR QUALITY FROM A FULL FEATURE TELETEXT TV AT AN AFFORDABLE PRICE!!! JUST LOOK AT THE FEATURES... Direct Scart Connector for Amiga, CDTV, VCR OR SATELLITE RECEIVER RGB/AD, Composite Video & audio inputs FULL TELETEXT FACILITIES (FOR THIS FACILITY EXTERNAL AERIAL SHOULD BE USED) Headphone Jack Socket FULL TWO YEAR GUARANTEE 2000 CHARACTER HIGH DEFINITION FST TUBE SUPPLIED WITH LOOP AERIAL REMOTE CONTROL FREE lead for YOUR computer (IF YOU WOULD LIKE THE MONITOR TV IN OUR PACKS 2, 3, AND POWERPRO, AT NO EXTRA COST, TO REPLACE THE 8833/II, SIMPLY ADVISE US AT THE TIME OF ORDERING)

ONLY...

£269.95

10 FREE GAMES WITH YOUR TV OR MONITOR WHEN PURCHASED SEPARATELY (ie. These games are already included within Harwoods Amiga Packs 2, 3, & Powerpro...see details on pages 1 & 2 of this advertisement!!!)

AMIGA ACCESSORIES

MIDI INTERFACE (5 Port): In, Out, Through plus 2 switchable thru/out. Includes cable. **£24.95**
Vidi, The Complete Colour Solution: Vidi with RGB Splitter, Frame Grabber & Digitiser. Grabs moving colour video into 16 grey scale frames (up to 16 frames in 1Mb. Amiga) and digitises from still colour video source in up to 4096 colours in less than 1 second! Requires home VCR or video camera for grabbing. Requires video camera or VCR with perfect pause for digitising. Now comes with Photon Paint 2.0 FREE!!! (See Pro-Gen future for full software details) **£149.95**

KCS POWERBOARD IBM PC EMULATOR ★Allows you to run many popular IBM PC compatible software titles on your Amiga or Amiga A500 Plus Hercules, CGA & Monochrome Video Support, Supports Both 3.5 Inch & 5.25 Inch Diskettes ★Fits Into A501 RAM Slot, 8088 XT Processor, Clock/Calendar Included, Acts As 512K RAM Exp. When In Amiga Mode, Includes MS-DOS 4.01, Shell & GW-BASIC, DOS-Help, & On-Board Memory Supports A590 Hard Drive, Mouse Driver Software Included. **£219.95**

KCS POWERBOARD AS ABOVE BUT WITHOUT: MS-DOS 4.01, GW-Basic, Shell, **£189.95**

NAKSHA 400dpi SCANNER **£114.95**
Switchable between 200dpi and 400dpi

Supports up to 32 grey shades with adjustable contrast
Supplied with EXPRESS-IT! software, image utility allows you to save in the format best suited to your favourite package.

SUPRAMAX RX 500 (512K to 8Mb. RAM Expansion)

The RAM expansion giving massive memory WITHOUT dismantling your Amiga, thus avoiding the possibility of invalidating your warranty. Easily connects to sidecar with bus 'pass-through' for HD's etc.

2Mb. RAM Version **£199.95** 4Mb. RAM Version **£329.95**
8Mb. RAM Version **£549.95**

NAKSHA MICROSWITCHED MOUSE **£24.95**
GOLDEN IMAGE OPTICAL MOUSE **£32.95**

COMPETITION PRO JOYSTICK 5000 Black **£7.95**
ZIPSTICK JOYSTICK **£12.95**

COMPETITION PRO STAR JOYSTICK **£14.95**
The ONLY joystick to obtain a 100% rating from a magazine review!

3.5" DISK HEAD CLEANER **£2.99**



BLANK DISKS with labels
10 Genuine SONY 3.5" branded **Only £9.95**
50 Genuine SONY 3.5" branded **Only £39.95**
10 Unbranded with library case 3.5" certified **Only £7.95**
200 Unbranded 3.5" certified **Only £72.50**

Apple™ in Alfreton...

For the professional user, Gordon Harwood provides the outstanding Apple™ Macintosh™ range of computers.

These superb systems are available at surprisingly competitive prices!
CALL US ABOUT OUR LIMITED PERIOD FREE PRINTER OR MONITOR OFFERS
As your quality assured Apple™ Authorised Dealer, systems are available through our showrooms only. Please visit us for your personal introduction to this exceptional range of friendly yet powerful graphical computers.

Offers open during 'Special Promotional Period' whilst stocks last

Gordon Harwood
Computers



Authorised Dealer

Easy Ordering

Before you choose from whom to purchase, please phone us. We are always happy to discuss your requirements, and answer any queries you may have...

ORDER BY PHONE: Phone our Order Hotline with your Access, Visa, Mastercard, Switch or Lombard Creditcharge Card quoting number & expiry date (Dixons, Currys, NASCRA and other 'store' cards are Lombard Creditcharge and are accepted by us).

ORDER BY POST: Make cheques, bankers building society drafts, or postal orders payable to GORDON HARWOOD COMPUTERS. (Personal business cheques take 7 days to clear from day of receipt whereupon your order will be despatched). Please send Name, Address, and most importantly if possible, a Daytime Telephone Number along with your order requirements. Please check you are ordering from one of our latest advertisements before posting (phone if you require confirmation). Please remember that for example many September publications appear during August, therefore prices you see may have changed (either up or down).

FREE POSTAL DELIVERY: FREE within 14 working days, UK Mainland only, OR: **COURIER SERVICE:** Add £5.95 per major item for next working day delivery, UK, Mainland most regions.

EXPORT ORDERS: Most items are available at TAX FREE PRICES to non UK residents when visiting 'export shipment. Please contact us for ordering information.

REMEMBER AFTER YOU'VE BOUGHT FROM HARWOODS, WE'LL STILL BE HERE...

TECHNICAL SUPPORT: You will be given our Exclusive Technical Support Phone Number to call should you require any help or advice on any aspect of the system you have purchased.

12 MONTH WARRANTY: Items proving faulty within 30 days of purchase are replaced with NEW UNITS unless otherwise stated. For the whole guarantee period, warranty service will be completely FREE OF CHARGE.

COLLECTION FACILITY: Any computer, monitor or printer requiring warranty service can be collected from your home FREE OF CHARGE during the guarantee period (UK Mainland only) and a FAST turnaround is GUARANTEED by our OWN ENGINEERS!

FULL TESTING PROCEDURE: All computers are tested prior to despatch, and all items are supplied with mains plug and leads as required - just connect up and use straight away.

REMEMBER WE'RE NOT JUST ANOTHER MAIL ORDER COMPANY...

All listed prices are what YOU PAY, and there are NO HIDDEN EXTRAS. VAT and postage are included, and prices are correct at time of going to press (Pack details may vary from time to time). Offers are subject to availability and to being the latest advertised packs and prices. Our offers are NOT supplied on a trial basis. **E&OE.**

FINANCE FACILITIES: tailored to suit your needs. Written details on request.

Gordon Harwood Computers offer facilities to purchase using our budget account scheme, APR 36.8% (Variable). Available to most adults of eighteen years or over, subject to status. Simply phone or write and we will send you written details along with an application form. Applications, required in advance, available to full time U.K. mainland residents and overseas British forces personnel. Showroom visitors, please ask for details of our in-store "Instant Account". Written quotations on request.

If you are already the holder of a Lombard Credit Charge Card you can use this to purchase from us (subject to your personal card limit)

VISIT OUR SPACIOUS SHOWROOM:

Please pay us a visit where our full range of advertised products, at the SAME COMPETITIVE PRICES, & MORE, is on sale. 'ALL UNDER ONE ROOF', in pleasant surroundings at our purpose built showroom (See note below map). There's plenty of FREE parking close by.

OPENING TIMES: 9.00 until 5.00 Monday to Saturday 9.00 until 1.00 Wednesday. Closed on Sundays



GORDON HARWOOD HARWOOD HARWOOD
Computers



GORDON HARWOOD COMPUTERS
DEPARTMENT **ams**/G3, NEW STREET, ALFRETON, DERBYSHIRE. DE5 7BP
TEL: 0773 836781 FAX: 0773 831040

continued from page 59

graphics close to the bottom of the page, and the top of the page on the screen is pushed down one inch.

I have made sure that the page size is set to A4 in Preferences. I use the HP_DeskJet driver with page type set to...

Simon Putland
Wadsley, Sheffield

Stop right there, Simon, this is a well known problem. The trouble is that the HP_Deskjet printer driver has an 8in by 10in restriction for printing graphics, which is what you are doing from *Professional Page*. Well, to be accurate, it's actually a 2,400 dots by 3,000 dots at 300 dpi restriction.

Don't ask me why; I guess it's because it was written in America where they use funny sized paper.

The reason ordinary text prints down to the bottom is because it is ordinary text, not graphics, so the 2,400 dots by 3,000 dots restriction doesn't come into it.

The solution is to avail yourself of a driver that has this graphics printing area restriction removed, and you can get one from *Just Amiga Monthly* on ☎ 0895 274449 for the price of a shareware Jamdisk. **JW**

WANT MORE FONTS?



Where can I get some more Compugraphic fonts for use with my *PageSetter II*?

John Burgin
Lincoln

The first pack to buy, and the best value, is something called the *Outline Fonts Pack* which contains 35 fonts made up of Bold, Italic and Bolditalic versions of about eight classic typefaces, plus a fancy font and a couple of symbols fonts. If you can't find it in the mail order adverts try HB Marketing ☎ 0753 686000.

As well as that pack there are about a dozen more Compugraphic

fonts available. These have to be bought singly and work out much more expensive – so expensive that I don't think any UK distributors have imported them from the States, but you could ask HB Marketing about them while you're on the phone. **JW**

RAM RETRACTION



I have an Amiga 500 with Kickstart 1.3 and fatter Agnus, and have been using

Deluxe Paint IV. It's a very memory hungry program, so I bought a 2.5Mb upgrade, configured to 1Mb Chip RAM and 1.5Mb Fast RAM.

Now, whenever I use *DPIV* in hires mode every other page is corrupt and then the computer Gurus. Would upgrading to *Workbench 2* solve my problem?

S Oswin
Denton, Northants

Your board is faulty. Commodore does not recommend using any board that fits in the trapdoor expansion that carries more than 512Kb of RAM. This is because some are very unreliable and some simply do not work on certain Amiga configurations. I'm afraid you have found one of these, and *Workbench 2.0* will make no difference. **JR**

WHICH SEQUENCER?



I own a year old A500, Kickstart 1.3 and WB v1.3.2 with a 0.5Mb upgrade.

I have an external dual drive from *Power Computing* (chosen from your review) and the *Audio Engineer* sampler. I originally purchased my Amiga to make music, and also to use for homework, but after wasting £99 on the useless *Music-X 1.1* and gaining nothing from *Sequencer One*, I am close to giving up.

I am delighted with the *Audio Engineer* package. It is easy to use and gives fantastic quality. My problem is that I cannot sequence

my samples with it, and have been unable to find a program that can do so. I have a MIDI drum machine (Alesis SR-16) and want to slave this to a sequencer, and add my samples over it. The problems arrived with *Music-X* because my samples are quite long and they are looped, a guitar break for instance, while the sequencer only plays a crash cymbal. Also, I usually sample at about 21000 samples a second and after converting to *Music-X*'s rate of 8363 my samples sound grainy and useless.

Ideally, the sequencer I am looking for fully supports internal IFF sounds, and can also slave MIDI equipment. I also hope to link the Amiga and drum machine to a four-track recorder. All the sequencers I have looked at are high-level MIDI versions that are aimed at keyboard users, with little or no support for internal sample users. I'm beginning to wish I'd bought an Atari, simply because of the better software support. Please advise me of the closest sequencer for my needs.

Shane Daly
Finchley, London

If you are looking for future SMPTE support then I suspect that you are going to have to go for one of the heavyweight MIDI sequencers regardless of the fact that your MIDI requirements are minimal. You've probably already looked at *Bars&Pipes Professional* but you may not be aware that there is a range of 'Add On' tools including one specially made for internal IFF sounds support. I've not actually used it but have been told that it provides high and low fidelity sample-play options, fine tuning and a host of other useful goodies. The disadvantage of this path would be that *Bars&Pipes* is quite expensive (especially since the add-on sounds package alone will put another £60 or so onto the basic sequencer price anyway). You are also likely to need additional memory in order to create a useful set up.

In its favour is the fact that *Bars&Pipes* is very powerful and, when you get into SMPTE tape-recording work, *Bars&Pipe*'s facilities will prove very useful. This sequencer does of course provide all the MIDI facilities you are likely to need. One other thing... since you are unhappy with *Music-X* it might be useful to talk to Zone because the company was doing deals for users swapping from *Music-X* to *Bars&Pipes*. It will also be able to give you up-to-date details of the *Bars&Pipes Internal Sounds* add-on package and tell you exactly how much memory is going to be needed to tackle the types of samples you are involved with. Zone Distribution is on ☎ 081-766-6564. **PAO**

ON YOUR MARKS



After reading your DTP article last month and seeing the results possible with

PageSetter II, I've decided to invest in a cheap DTP package. The one I intend to buy is *PageSetter II*. I would be grateful if you would answer my questions:

- Does it use AGFA Compugraphic fonts for screen and printout?
- How many of these fonts are supplied, and what sizes?
- What graphics formats will it import? I would like to use TIFF, from the school's Logitech scanner.
- How fast does it run? Will it be bearable on my 512K graphics RAM, 512K expansion RAM, dual floppy drive Amiga 500.
- What is the printout quality on 9-pin, 24-pin and laser?
- Is the manual comprehensive?
- Could you give me any other information which may be of help?

Kevin Bewley
Connahs Quay, Deeside

- Yes.
- Two are supplied: Times and Triumvirate. CG fonts are re-scalable and *PageSetter II* enables you to re-scale them from 4pt to 127pt. You can also make them Bold, Italic, Outline, Shadow and Underline, and fill them with different fill patterns from within *PageSetter II*, so there's plenty of styles to be going on with.
- It will import standard Amiga IFF ILBMs up to HAM (4,096 colours), plus *Professional Draw* 'clips'. If you need to import TIFF you will have to convert them to IFF first using a utility like *Art Dept Professional* (which isn't cheap!), or there are one or two shareware conversion utilities that might do the job.
- The speed will be bearable, but you certainly can't call *PageSetter II* fast. However your main problem is memory. 1Mb is the bare minimum it needs to operate in, so you'll have very little memory left for creating documents. You will definitely need to invest in more memory, at least a couple of megabytes to be sure.
- Come on! The better the quality of printer, the better the quality of printout. If you're looking for a cheapish printer that gives better results than its price suggests, look no further than the Canon BJ-10ex bubble jet, which does 360 by 360 dpi graphics that are almost laser quality and costs about £200.
- The manual is good, with a worked example to take you through the learning process. I see from your letter that you've used *Pagemaker 3* on a Macintosh, in which case I think you'll find *PageSetter II* a cinch.
- Never trust a dog with brown eyebrows. **JW**

JARGON BUSTING • JARGON BUSTING

Agnus chip – The custom chip dedicated to graphics. The first three versions - 8361, and the 8370 and 8371 Fat Agnus – can access 0.5Mb of Chip RAM. A later version, 8372a, can access 1Mb; while the ones used in A500 Pluses and A3000 can access 2Mb.

Chip RAM – The area of the Amiga's memory directly accessible by the custom graphics and sound chips. Originally it was a maximum of 512K; newer machines fitted with the fatter Agnus graphics chip can access 1Mb, allowing smoother animations and more screens to be displayed at once. The A500 Plus comes with an Agnus which can address 2Mb of Chip RAM.

Fast RAM – Any extra memory which is not Chip RAM. The custom chips cannot access it, and because such accesses to Chip RAM can block out the central processor and slow down its own accesses, Fast RAM is faster.

SMPTE – Society of Motion Picture and Television Engineers - this is a time coding used to synchronise video with MIDI signals.

WIN!

Tear out this page immediately!

That's right - tear it out and throw it in a post-box. But don't forget to fill it in first. Because you just might win yourself up to £1,200 worth of RAM expansion. We have 20 of these to give away, courtesy of memory purveyors WTS Electronics. So what's it all about?

The Amiga Shopper Show, Wembley, May 15-17 that's what. We want to make it the only place for serious users to be this year. So why not complete the form and let us know what you want to see...

Yes, the *Amiga Shopper Show* will be taking place at the Wembley Exhibition Centre on May 15, 16 and 17. As well as exciting new releases and unbelievable bargains, we'll have a whole load of seminars to help you get even more serious about your Amiga.

There will be opportunities to talk to the editorial team and have *your* say on where *your* magazine is going. Of course, our expert panel will be there too, providing solutions to all your technical queries. And we'll be inviting a number of guest speakers to come along to demonstrate specific items of hardware and software in use.

To help us make this *the* Amiga show of the year, why not take the time to fill in the form and tell us what you want to see?

On which of the following subjects would you like to see forums:

- ☐ Desktop publishing
- ☐ Video
- ☐ MIDI and music
- ☐ Programming

- ☐ Business software
- ☐ Education
- ☐ Workbench and AmigaDOS
- ☐ Communications

Please list the three companies you would most like to see exhibiting new products at the show:

- 1) _____
- 2) _____
- 3) _____

Now list the three products (hardware or software) you would most like the manufacturers to provide a Question and Answer forum on:

- 1) _____
- 2) _____
- 3) _____

At any rate, please fill in your name and address in the space provided below so that we can call your name and give you your prize during the show!

Name

Address

Postcode

Please tick here if you do *not* wish to receive direct mail from other companies



AMIGA SHOPPER SHOW SPECIAL QUESTION

Go on - ask us a question, any question, and you *could* win a prize. As part of our on-going bid to make this the best Amiga show ever, we're going to have our expert panel hosting *Amiga Answers* forums during all three days. But there's one thing that *Amiga Answers* needs, and that's a whole lotta questions - so get writing. We'll be drawing your submissions out of the Editor's extremely huge baseball cap at the show, and if you're there when we do you'll be walking away with a fabulous prize from WTS Electronics: there's four 2Mb AX500 expansions up for grabs, four 1Mb trapdoor expansions, and twelve 0.5Mb trapdoor expansions.

Oh, and don't be put off by the thought of your question becoming lost among the deluge - any which we don't get around to answering at the Show will be dealt with in the *Amiga Answers* section of forthcoming issues.

OK, I get the picture, what I'd really like to know from you chaps is...

WIN LOADSA MEMORY - FREE!

5

TOP TIPS FOR GETTING THE MOST OUT OF THIS PAGE...

- Answer the questions
- Fill in your special Show section
- Tear out the page and fold it up
- Chuck it in the post
- Come to the Show. Job done

3. Fold back here

2. Fold back here

NO STAMP
REQUIRED
IF POSTED
IN UK

Amiga Shopper Show
FREEPOST
Bath
BA1 2XF


1. Fold back here



EXPAND YOUR AMIGA

QUALITY PRODUCTS
at affordable prices
W.T.S. ELECTRONICS LTD

STOP PRESS:
Kickstart 2.04 £55
Hi-res Denise £39
Kickstart switchboard
£24.99 IN STOCK NOW



A500 PRO-RAM BOARD 1/2 MEG UPGRADE

- Latest design incorporates chipmem option at no extra cost
- Increases computer memory from 1/2 Megabyte to 1 Megabyte
- Allows all 1 Megabyte software to run. Now Commodore A500 standard
- Direct replacement for Commodore A501, 16 Chip Technology for complete compatibility.



British Made

£25.00 without clock £28.00 with clock

UPGRADE TO AMIGA 500 PLUS

★ Upgrade the standard Amiga 500 to ECS chipset A500 plus capability ★

- ★ KICKSTART 2.04
- ★ HIGH-RES DENISE
- ★ 8372 FATTER AGNUS
- ★ 2.04/1.3 KICKSTART SWITCHBOARD
- ★ KICKSTART 1.3
- ★ A500 PLUS 1MB UPGRADE

- £55 • Upgrades your existing Kickstart to that of the new A500 plus
- £39 • Upgrades your graphic chip capability to that of the A500 Plus inc. anti-flicker
- £49 • Enables you to access 1Mb of chip memory with standard modification
- £24 • Overcomes software compatibility problems at the flick of a switch
- £36 • Allows existing A500 Plus owners to run old software when used in conjunction with switchboard
- £45 • Upgrades A500 Plus memory to 2Mb chip memory

SUPRA RANGE

SUPRA MODEMS




- 100% Hayes compatible
- Tone Pulse auto dial/answer
- RS232 Interface
- Internal diagnostics
- Programmable number storage

Supra 2400	£119.00
Supra 2400 MNP	£159.00
Supra 2400 +	£174.00
Supra 9600	£399.00

500RX 1Mb - 8Mb MEMORY EXPANSION

500RX 1Mb	£149.00	500RX 4Mb	£224.00
500RX 2Mb	£179.00	500RX 8Mb	£399.00



A2000 MEMORY UPGRADES

0Mb ...	£119.00
2Mb ...	£179.00
4Mb ...	£289.00
8Mb ...	£409.00

CUMANA 3.5" EXTERNAL DISK DRIVE



- High quality
- High specification
- Anti click
- Long moulded cable

£54.00

A500 Internal replacement drive	£44.00
8372 Fatter Agnus Chip (allows Chipmem feature)	£49.00
1.3 Kickstart Chip	£36.00

A500 HIGH CURRENT POWER SUPPLY



- Allow addition of many peripherals without damage to computer or power supply
- Switch mode design

£44.95



British Made

★ All prices include P&P & VAT ★ Please add £5.00 if you require 24 hour courier to your door or parcel post will be used ★ 12 month warranty ★

W.T.S. ELECTRONICS LTD, Chaul End Lane, Luton, Beds.

Tel: 0582 491949

Education

Our new educational specialist, Wilf Rees, reports on new software to take you to the top of the class

Forum

Welcome to a new look, and I hope, interesting format to our education feature. As you can see from the credit at the top, my name is Wilf Rees, and I am one of those chalk-face workers, all you students out there know and love. I work in a High School up in the beautiful county of Northumberland, and like all of you addicts, I'm another owner and user of an Amiga. What's more important though, is that I also use Amigas every day at school, and over the last four years have developed a huge admiration for the machine, as well as a pretty fair level of competence in making the Amiga stand up and beg!

The machines we have are used constantly for just about every conceivable application. My job as a faculty head covers responsibility for all of the creative subjects in the curriculum, including 'Technology', so the range of uses covers Music, Art and Design, CDT, Home Economics, Expressive Arts and PE. Now I'm sure many of you Amiga owners use your computer in your studies, and if you don't, then it's time you did! I know from the contacts I have with Commodore UK that all sorts of brilliant things are happening out there, and that the Amiga is being used in more and more schools, as teachers come to realise how versatile it is.

FUTURE INSTALMENTS

Bearing this in mind, what I really want to happen in the education feature each month is to, some extent, going to be dictated by you. If you are using your Amiga for school projects or assignments, and you are pleased with the results, then I want to hear about it. It doesn't matter which subject in school or college your work is for or how sophisticated the outcome was, bung the results on a disk, along with a description of what the work is and send it to me at


the usual *Amiga Shopper* address.

In future months I want to give you the chance to see your work published, and hopefully we can all learn new ideas, skills and applications for our favourite machine.

Are any of you using your Amiga for composing music using MIDI? I think we've crossed most of the major hurdles in my school and use the Amiga extensively in Expressive and Performing Arts for this application. How are you getting on? Write and tell me. We use *Music-X* and *Soundtracker* as well as *DeLuxe Music*, and we have a lush collection of assorted expanders and MIDI devices. What do you use, and how successful have you been?

TAKE THE CONTROLS

I would particularly like to hear from any of you who are using your



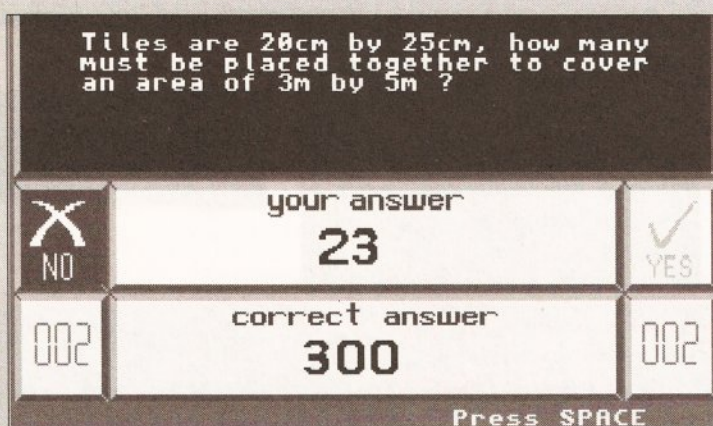
those of you who have recently joined the Amiga user fraternity will be proud owners of the A500 Plus and Workbench 2. If you are extremely rich, and some kind relative bought you a 3000, then you will also be in the same fortunate predicament of owning Commodore's latest innovation which slipped into the UK without much of a song and dance.

The AmigaDOS manual is now an optional extra with Amigas (And some would say best left at that, including me!). What you might have, however, particularly if you have access to a 3000, is a wonderful

brilliant and as it happens, so do I, principally for two reasons. Firstly it is highly structured and, once you start using it, not too complicated to learn. Secondly, it is universal in that it can move from one machine to another allowing very powerful commands to be executed quickly and effectively. My son did his work experience at, go on then, IBM, and the principal advice he seemed to come away with was, "If you don't know Rexx, then learn it, it's the language of the future!" I would like to see any applications anyone has written in ARexx. These really would qualify for serious Brownie points!

GOODIES GALORE

To encourage you to get your examples off to me, I spoke to Peter Talbot, Commodore's Education Supremo, who has promised me some goodies which I'll award to the most outstanding project sent to me each month, so get to it and let's see what you are up to. As education software comes on to the market, I will be looking at it and giving you the rundown on its performance. I will also be reviewing hardware from an educational applications point of view. For example, in next month's issue, I am going to look at the budget digitiser market, check out price performance, and consider how we can use their features to liven up coursework assignments. This month I have three pieces of software to report on; quite different in their sophistication, but sharing a strong emphasis on the learning process.



Maths Adventure – this screen shows the presentation of questions and the indication of success. Great shame they didn't spend more energy on improving the database of questions instead of in different games

Amigas for 'control' in any school applications. The serial port has a multitude of uses and is particularly suitable for controlling external devices such as robot arms, turtles, systems, networks etc. Have you written any control software to operate such devices? No doubt

communication language known as Rexx, or ARexx in its Amiga form. Perhaps some of you have started playing around with it? A good pal of mine is a systems consultant with IBM (whoops musn't advertise), and he never stops going on about it. It would appear that they think it is

REVIEWS

MATHS ADVENTURE


Maths Adventure is another of the continuing sequence of programs designed to help students with national curriculum subjects, and in this case the topic is maths, ages six to fourteen. Initial loading provides a display screen, and background music which must rank among the worst I have ever heard, having both asynchronous tracks and discordant melodies. Once the music has finally reached its awful climax, we are presented with a name and age requester screen followed by an assorted list of topics from which you can choose to answer questions and whether you would prefer an increasing difficulty level. It asked me the questions in a very clear way, displaying how many questions I had correct and incorrect. There did seem to be some confusion regarding attainment levels, for example the 10-14 age group asked: $1 + 6 = ?$, followed by: 22.7, 17.85, ??, 8.15 where the task was to find the missing number in a sequence. Some of the questions were even repeated, casting doubts on the size of the database. I also got annoyed with the way in which the answer had to be entered. Unless the response was entered in precisely the acceptable way, the response was an 'incorrect' reply, even when it was not obvious that this was the case; not an appropriate way of dealing with a 10-year old who isn't too too familiar with a computer.

Completion of a block of questions gives the user access to a game, and this pattern continues through four different games. The games included with this package

"The adventure is enjoyable and challenging, requiring taxing powers of concentration."

were nicely illustrated and coupled with sound effects, although the animation was occasionally jerky. A game could be played after completion of a set of fifteen questions. The first of these was *Clug the Caveman* which involved helping a caveman cross a river by stepping on turtles, which were submerged, so, the pupil has to click on a grid to find a turtle, which would surface when found.

Once a line of turtles is found, Clug can happily scamper across the river. It might have been more



Here we see Clug the Caveman desperately trying to force the turtles to surface in the first part of *Maths Adventure*. Once the row of turtles has been found, Clug can scamper over the river by running on their backs

appropriate to have included a lesser element of 'chance' at this stage, as failure to guess the correct grid reference required returning to the next sequence of questions, and having to go through the whole process again. The second game involves repeating an increasingly complex sequence of generated shapes to gradually feed the hungry wizard (named Wilfl). I particularly liked this game, it was both enjoyable and challenging and required taxing powers of concentration.

The third game is based upon an Indian hitting a target with a bow and arrow; the pupil has to give elevation,

bearing, and power. The test ends with an arcade-style shoot 'em-up game, lacking the attentive qualities of the previous three.

The manual which comes with the software is adequate in explaining its use, but little more than that. It looked rather flimsy, and cheaply produced. I thought the idea of including a government publication on maths in the national curriculum a little crafty. I suppose it might give the software some enhanced credibility to a potential parent buyer, but really served no purpose in improving the quality or effectiveness of the package.

As a maths revision facility,

considerable more energy might have gone into the provision of a much larger database of quality questions, rather than four fairly average games. I acknowledge the author's intentions of trying to create a program which offers platforms based on enjoying playing games as rewards for achievement, but in trying to achieve both, I feel the software succeeds in accomplishing neither very successfully.

MICROMEASURE

Occasionally, a piece of software comes along, and it stops you in your tracks, thinking about the possibilities of what you might be able to do with it. *MicroMeasure* falls into this category. It requires a genlock to make it work, as well as a video camera. What it does is basically very simple: by superimposing video information on to a calibrated screen, all forms of measurement can be taken.

The software was originally developed as a research tool for insect behaviour studies at Wye College, part of London University. It has now been expanded to incorporate measurements applicable to a much broader range of topics. The behavioural element is still there allowing quantitative studies of behaviour, movements and events to be made simply and quickly. This is done by simply pointing the mouse at the respective points on the screen and clicking. The Amiga can then record and

•EDUSPEAK•

Each month I want to take a close, but I hope simplified look, at the various consequences on you, of the 1987 Education Reform Act, with specific reference to Information Technology.

This month we are going to see what it means in 'Technology'.

As you no doubt know, there has been great upheaval in education in the last few years, the principal cause of which was the aforementioned act. This act decided that all students between the age of 7 and 16 have to follow a specific curriculum. That is, everyone has to study a defined list of subjects. These subjects are planned out over the years you spend in school, starting with Key Stage 1 (up to 7 years old) Stage 2 (7 to 11 years old) Stage 3 (11 to 14 years old) and Stage 4 (14 to 16 years old). Each subject is divided into Attainment Targets (ATs), and each AT has 10 levels of achievement. What this means, is that as the act comes into force over the years, and it's due to reach year 11 (13 year olds) in September, schools are required by law to provide certain experiences.

'Technology', which is a 'foundation subject' (everyone has to do it!), has five ATs, the fifth one is called, "Information Technology Capability." The levels gradually increase in complexity from:

● Key Stage 1 Level 1

"Pupils should be taught:

• that information technology can be used to help plan and organise ideas in written and graphic form."

● to Key Stage 4 Level 10

"pupils working towards level 10 should be taught to:

• analyse systems to be modelled using Information Technology, make choices in designing, implementing and testing them and justifying the methods they have used."

(Extracts from "Technology in the National Curriculum" Dept of Education and Science.) So you can see there is quite a range of capability and understanding. Remember these are your entitlements by law, and I suppose having an Amiga at home helps you get ahead, and achieve those higher levels quicker than most!


•EDUSPEAK•

INCREDIBLE NEW RELEASE

FOUR GREAT GAMES

and all this Maths revision...

Times Tables
Addition
Subtraction
Multiplication
Division
Fractions
Decimals
Using calculators
Shape & Space
Money problems
Measurements
Number patterns



SUPER FREE GIFT
only for Kosmos mail order customers
**CASIO SOLAR
CALCULATOR**

AMIGA MATHS ADVENTURE

For ages 6 - 14

Price £25.99 inc. VAT

Now available from your dealer or direct from Kosmos.

Write or telephone for our new FREE 16-page colour brochure of Educational and Leisure software (Please state computer type)

Kosmos Software Ltd, FREEPOST (no stamp needed)

DUNSTABLE, Beds. LU5 6BR

Telephone 0525 873942 or 875406



Be An X-CAD Pro !!!

By Using X-CAD SYMBOL LIBRARIES
from COMPUTECH SERVICES.

ARCHITECTURAL
MECHANICAL ENGINEERING

ELECTRICAL ENGINEERING
X-CAD 2000 & X-CAD 3000

PRICE MATCH - Before you try anyone else ring us for the best price!!

Total of 48 library disks at present.

We are constantly adding to these. In addition to the libraries we sell all X-CAD programs, products and peripherals including the latest Imagine 3D rendering program which is compatible with X-CAD 3D. We also can supply complete CAD systems based on X-CAD and the A2000 or A3000 Amiga computers. Upgrade your current X-CAD system with a digitising tablet and menus.

We can write specialised X-Macro routines.

All of the libraries are DXF compatible and will work with other programs such as AutoCad. We are the sole U.K. distributors and manufacturers of the symbol libraries for X-CAD. "Proven experts in their field."

For details write or phone:

Computech Services, 87 Victor Gardens, Hawkwell, Hockley,
Essex SS5 4DY. Fax/Tel: 0702-206165 or Tel: 0702-523966

VISITING COMPUTER TUITION

RELAX! HELP HAS FINALLY ARRIVED!

Your computer is much more than a games machine!
But you've tried to read the books and you're just
not getting anywhere - you are not alone!

Mick Draycott is the...

COMPUTA-TUTA

Learn about the computer, peripherals and Operating System. Software packages including Spreadsheets, Databases, DTP's and Wordprocessors. In fact everything you need to know, in your own time, at your own pace and at a sensible price!



STOP PLAYING GAMES!
Ring 0980 70609 Now!

LOWEST PRICES

BCS SPRING OFFERS

CDTV £445

★ OFFER 1 ★

Philips CM8833 Mk II + on-site
maintenance + F19 Flight Sim + lead
£228

★ OFFER 2 ★

A500 Plus Cartoon Classics Pack + Philips
CM8833 MULL Lead + F19 +
On-site maintenance. **£575**

★ OFFER 3 ★

A500 Cartoon Classic Pack + Cumana
External Drive
£400

★ OFFER 4 ★

NEW BANX STACKABLE BOXES
80/90 Cap£8.95
130/150 Cap£16.95

DISKS DISKS DISKS

100% certified error free
50 3.5" DS/DD£22.50
100 3.5" DS/DD£37.00
150 3.5" DS/DD£52.50
200 3.5" DS/DD£68.00
400 3.5" DS/DD£138.00
500 3.5" DS/DD£160.00
1000 + Call for spot prices
Prices include VAT & free
delivery & free labels

New 100 capacity 3.5" lockable boxes & disks

No quibble lifetime guarantee
50 3.5" DS/DD + 100 cap lockable box...£25.50
100 3.5" DS/DD + 100 cap lockable box...£40.50
150 3.5" DS/DD + 100 cap lockable box...£56.50
200 3.5" DS/DD + 2 100 cap lockable boxes...£74.00
400 3.5" DS/DD + 4 100 cap lockable boxes...£147.00
500 3.5" DS/DD + 5 100 cap lockable boxes...£174.50
All prices include VAT & free
delivery & free labels

DISKS + STACKABLE BANX BOXES

50 3.5" DS/DD + 80 Cap Banx Box...£31.00
100 3.5" DS/DD + 80 Cap Banx Box...£45.00
200 3.5" DS/DD + 2 x 80 Cap Banx Box...£85.00
500 3.5" DS/DD + 5 x 80 Cap Banx Box...£199.00
Prices include VAT/Labels/Delivery

5.25" DS/DD Disks21p each
5.25" DS/HD Disks39p each

3.5" DS/DD Disks 60p each

100 3.5" DS/HD£61.00 INC. P&P

150 Cap 3.5" Posso Box.....£15.50
60 Cap 3.5" Stackable Box.....£10.00

3.5" 10 Cap boxes.....£0.85 each
3.5" 40 Cap boxes.....£4.10 each
3.5" 100 Cap boxes.....£4.50 each
5.25" 50 Cap boxes.....£5.10 each
5.25" 100 Cap boxes.....£5.90 each

PRINTERS

Star LC - 20£150
Star LC - 200 Colour£205
Star LC - 24 200 Colour£265

AMIGAS

A500 Plus 2Mb Cartoon Pack.....£405
A500 Plus 1Mb Cartoon Pack.....£345
Class of the 90's£450
A1500£650
Amiga A500 Basic Pack.....£299
A500 Basic Pack.....£299

ACCESSORIES

Amiga Daatascan Professional£145.00
1/2Meg + Clock£29.00
1000 Labels£8.00
Cumana Drive£58.00
1000 Tractor Labels£10.00
Amiga Mouse£14.00
Mouse Mat£2.50
Stingray Joystick£13.50
A590 Hard Drive£280.00
Printer Lead£8.00
A590 + 2Mb Ram£370.00
Zipstick£11.00
A500P 1Mb Upgrade£57.00
A590 Hard Drive£265.00
1 meg A500 Plus Upgrade.....£59.00

ORDER HOTLINE:

0273 506269 / 0831 279084

All prices include VAT. Add £4 delivery unless stated.
Add £10 next day. Cheques will be held for clearance.

Call or send cheques / postal orders to:

BCS Ltd.,
349 Ditchling Road, Brighton,
East Sussex, BN1 6JJ

All offers subject to availability. E&OE

Due to shortages of 3 1/2" DSDD disks, prices



calculate the distance moved, based on the calibration entered by the user. Areas are handled in the same way. A boundary is drawn around the desired area, and then clicking on it records its area. Dynamic measurements are possible, simply by moving the mouse over the object as it moves around the screen. This feature can record paths or time.

What is particularly exciting about this software are the possibilities it opens up for so many other applications. Point a video camera at a map, set the calibration according to the scale of the map, and then purely by clicking, distances can be calculated either as the crow flies or by following roads on the wonderfully described 'wiggly line' option.

successfully a group dance was working out together.

Using *MicroMeasure* couldn't be more easy. Pulldown menus and requesters make the whole control system very easy and the help facility

"MoG enables users to build and manipulate molecular structures."

provides support for any difficulties. Full palette control and colour display options are available, and once a sequence of measurements has been completed, then a data screen


only be restricted by the inventiveness of the user.

MOG

MoG, Molecular Graphics Software, is a molecular construction facility which allows users to build and manipulate molecular structures, subsequently measuring or changing torsion angles. The constructed molecule can be rotated about any axis, zoomed in or out, scaled or moved around the screen. Individual atoms may be labelled by clicking on them, and distances between individual atoms can be measured. Structures can be modified by breaking or creating bonds to develop molecular structures into more sophisticated or simpler molecules.

'Colourset/Set' allows the colours of bonds to be defined as pen numbers, using atom or amino acid types, amino acid residue ranges, or specific links between two atom types.

An Asterisk may be used as a wildcard when specifying atom types, e.g. H* will define all hydrogens. A function labelled CPK provides the user with the option to either preview the image of the molecule as a quick rendering or, alternatively, to start a full blown ray-tracing of the molecule



Using *MicroMeasure*, you can calibrate just about anything. You do need a genlock and a video source, but once acquired I think you will find this software is limited only by your own inventiveness

The ability to use either 'real-time' or recorded information enables many options to be utilised repeatedly. Imagine being able to train at throwing the discus; your best throws when recorded could be scrutinised according to angle measurement and body alignment. Optimum performance could be

collates and presents all the information in a clear precise way, ready to be sent to the printer.

I would like to be able to comment on the quality of the manual, but Wye College only sent me a demo version of the disk, and very little documentation to support the program with no manual. This is

If you feel there is an aspect of your studies that is not adequately addressed in *Amiga Shopper*, write and tell me, and hopefully we can put that right. Are you trying to carry out any particular application, or struggling with a piece of hardware, and banging your head against the wall? Let me know, If I can't answer it myself, then I'm sure I can find out. Remember, I'm talking educational applications. I can't really get you past level 2 of *Robocop 3*! (Actually I probably could, because the two principal authors of *Robocop 3* only left my school last year, and went directly to the software house to work on writing it!), but that's not what we are about in this section of our mag.

achieved through close scientific analysis. It could actually be set up to record long-jump performances, showing height, time of flight in the air, and distance achieved. Alternatively a group of dancers could be used to investigate how

a superb piece of software which deserves a place in any school. I suspect, that while its origins and proposed applications may lie in the sciences, it will find its way into all manner of curriculum areas, the applications to which it is put will

SHOPPING LIST

Maths Adventure £25.99
by Kosmos Software
1 Pilgrims Close, Harlington
Dunstable Beds. LU5 6LX
☎ 0525 53942

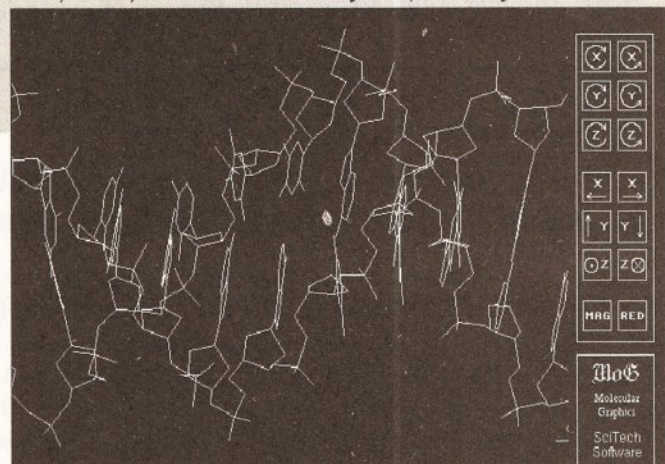
Micromasure £495
Discounts: Universities.....£295
Schools.....£99.00
by Wye College, University of London
Ashford, Kent TN25 5AH

MoG..... £100
Discounts for schools, students.....£60
by SciTech Software
23 Stag Leys
Ashted, Surrey
KT21 2TD
☎ 0372 275775
Demo disk available at £3

molecules which did not exist, just by adding bonds, or linking existing structures together.

Unless you have an accelerator card, the full ray-tracing can take hours to complete, and while the outcome is superb, you will be without your Amiga for a considerable period of time. This is the software you need if you are

MoG, a molecular graphics package – when you have created an entirely new molecule, you can use the gadgets on the right to zoom, rotate, or move around. Heavy stuff, but really clever software



in user-defined atom colourings. Two examples are supplied of traced molecules, both of which are extremely impressive. *MoG* is an extremely sophisticated and very technically oriented piece of software, relevant to students in year 12 and beyond. It does have one or two characteristics which would benefit from consideration and, after speaking with the authors who sent this software to my school for evaluation, I understand these are to be incorporated. The version I inspected only worked in interlace, and the flicker drove my eyes scatty. It was also possible to create

heavily into molecular chemistry. It certainly enables students to comprehend the intrinsically complex nature of 3D molecule structures, and presents and manipulates them in a friendly, uncomplicated way. A second disk is distributed free with *MoG*, called PLT. It is an AmigaDOS device handler which interprets HPGL files, and sends them to any preferences supported printer.

That completes the reviews for this month, I hope you found the information useful. If you would like any particular info on any of these packages, then contact me, and I will try to assist. **AS**

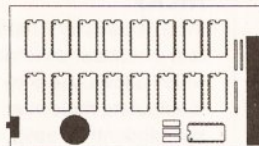
Credit Card Hotline
Tel: 0276 676308

Virgo
 DEVELOPMENTS

Innovation House,
 Albany Park, Frimley,
 Surrey, GU15 2PL.
 Fax: 0276 676309



Amiga A500 RAM CARDS



V500: 1/2Mbyte expansion.

Upgrade your Amiga A500 to 1Mb.
 Chip/fast ram compatible, gold plated
 connector, On/Off switch.

ONLY
£19.99

V501: 1/2Mbyte expansion + Clock.

As V500 + Battery backed real time
 clock

ONLY
£24.99

V1500: 1.5Mbyte expansion + clock.

Fully CHIP ram compatible,
 expandable in 1/2 Mb stages, complete
 with GARY connector & full
 instructions.

V1500 1.5Mb
ONLY
£69.99

V2000: 2Mbyte expansion + clock.

Upgrade your Amiga A500 to 2.5Mb.
 Expandable in 1/2Meg stages,
 compatible with Kickstart 1.2 & 1.3,
 On/Off switch, gives 1Mb of CHIP
 ram + 1.5 Mb fast ram if required.
 Comes complete with Gary connector
 & full installation instructions.

V2000 bare board
£37.95
V2000 + 2Mbyte
ONLY
£104.95

V4000: 4Mbyte expansion + clock.

Upgrade your Amiga A500 to 4.5 Mb.
 Same as V2000 but gives an additional
 4Mb of fast ram or 3.5Mb fast +
 1Mb CHIP ram

V4000 bare board
£63.00
V4000 + 4Mbyte
ONLY
£198.00

Upgrade Your A500 *Plus*

Realise the full potential of your Amiga A500 *Plus*
 with one of Virgos range of memory expansions.

V1000 The memory expansion that grows with your
 requirements. The V1000 is available in three configurations,
 bare board, 1/2Mb & 1Mb. This expansion will take your
 A500 *plus* to its full 2Mb CHIP ram capability in affordable
 stages. A fully compatible trap door expansion which will not
 invalidate your guarantee. Built in the UK complete with gold
 plated connector & socketted D-rams.

V1000 bare board 1.0Mb
£16.99 £42.99

Kickstart ROM swapper

Maintain software compatibility on your A500 *plus* with
 standard 1.3 Kickstart A500 machines using the Virgo
 Kickstart swapper. Switching, from the keyboard, between
 1.3 & 2.04 ROMs giving you all the benefits of the A500 *plus*
 without the annoying inconvenience of software
 incompatibility. This board can also be used to upgrade
 standard A500s to 2.04.

Kickstart Swapper £24.99
Kickstart 1.3 ROM £29.95
Swapper + 1.3ROM £49.99



3 1/2" LOCKABLE DISK BOXES

40 Capacity £5.62
 80 Capacity £6.99
 100 Capacity £8.34
 120 Capacity £9.52

3 1/2" DSDD Disks
 2 for 1 guarantee
 including disk labels
£5.45 for 10

BRANDED Disks
 3 1/2" DSDD
ONLY £7.80
FOR 10

External 3 1/2" Disk Drive

Top quality, low noise, high
 reliability 1meg drive. Very
 quiet, Slimline design,
 Sony/Citizen drive mechanism,
 Through port, on/off switch.



ONLY £54.95

Ram chips 256Kx4, V1000, V2000, V4000 &
A590 compatible. ONLY £17.59 for 1/2Mbyte

NEW! NEW!NEW!

Now available for both the A500
& A500 *plus* the V8000 8.0Mb
external memory expansion

Features:-

External fitting, will not invalidate your
 guarantee - Full through port expansion -
 fully compatible with external hard drives -
 latest technology - Auto configuring - low
 power, no external PSU required - Provides
 all the Fast ram you will ever need.

V8000 2.0Mb £169.00
V8000 4.0Mb £235.00
V8000 8.0Mb £369.00

Joystick

QuickShot MAVERICK 1

Compatible with Atari, Commodore, Sega &
 Amstrad game systems - 8 direction control
 stick - 2 fire buttons - Player 1/player 2
 selector - long cables - Autofire -
 Revolutionary high stability design.

£13.95

Technical Support
 0276 676308

Monday - Friday 10.30 - 3.00



Dispatch within 24 hours
 1-years guarantee.

Cheques, Postal orders to Virgo
 Developments at above address.
 Prices may change without notice.
 Express Courier delivery
 (UK mainland only) £6.50
 Call 24 hours 7 days a week

All prices
include VAT,
postage &
packaging. No
hidden charges

GVP's Impact Vision card for Amiga 1500, 2000 and 3000 computers was launched in the UK at the World of Commodore show and was being hailed as a major tool for the Amiga video user, producing professional quality video output, with Picture-In-Picture, three bundled software packages and a host of other features.

I'd been eager to take a look at the IV-24 and now I've got one fitted in my Amiga 2000 I can give you a tour around the pros and cons of this new video display device bundle.

DUAL FITTING

The IV-24 board will fit inside either an Amiga 1500, 2000 or 3000, though there are differences between the 1500/2000 and 3000 fittings. If you have an Amiga 3000 the IV-24 plugs directly into the Video slot and its adjacent Zorro slot. With an Amiga 1500 or 2000 installation is more difficult as the IV-24 has to be plugged into both an empty Zorro slot and connected to the video slot. If you are concerned about your warranty then this may be a job for a qualified engineer, as it entails temporarily removing the power supply, plugging an optional adaptor into the video slot and then connecting a wide ribbon cable into the IV-24. This may also mean temporarily removing any other expansion cards and possibly rearranging them to accommodate the new cable and card. I was a tiny bit worried about the bend that I had to put into the IV-24 ribbon cable so that I could fit both my SCSI controller and 8-UP memory board back into place, but it all worked OK, so no problem.


There were no additional problems when I plugged in the GVP turbo card a bit later.

Once the IV-24 is fitted it has to be connected up to video inputs and outputs. On the rear of the board are two separate multipin connectors for video, syncs, key signals and so on. You are supplied with a multi-way plug which has flying connections for RGB input, Composite Video In and Out and S-VHS (Y/C) Output. Other configurations, such as RGB output, are possible, but will require some soldering of your own. Although details of the connectors are given in the manual there is no real explanation of how to use them, which was annoying. Usually I'm not scared of building a lead for myself, but in this case the information was too vague. You'd have to be very sharp or rely on technical support if you wanted to build your own lead.

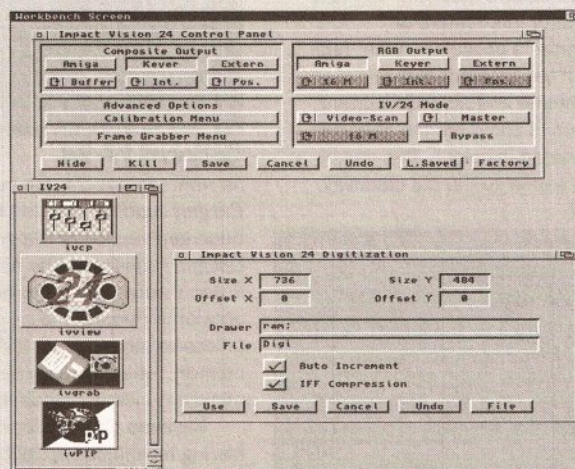
On the rear of the board is a three-way switch, providing hardware settings for the video mode of the IV-24. Genlock causes the IV-24 (and

A Board of Many Colours

Gary Whiteley looks into GVP's new IV-24 card and TouchWindow, the alternative to the mouse...



The Impact Vision card comes with a program called IVPIP for configuring pictures within pictures



When you've installed the board and its control software, you use the IVCP (control panel software) to configure the system to your needs

Amiga) to slave to an external sync pulse or video signal, Master sets the IV-24 as the master timing device and Bypass simply passes the video through the IV-24 with no effect at all.

BROADCAST QUALITY

Unlike NewTek's Video Toaster the IV-24 does not require Time Base Correction to be used to stabilise incoming video signals – there isn't any desperate need for this, unless you require optimum quality, as the

IV-24 can't do any of the vision mixing tricks that the Video Toaster is capable of. This means that although video can be input directly to the IV-24 the quality will only be as good as that of the incoming signal. Don't expect broadcast quality if you feed the IV-24 with non-TBC'd VHS signals. But if you push full-spec, TBC'd broadcast quality video into the board then the output will also be of broadcast quality. There is no quality

loss to a video signal when it passes through the IV-24. Note that broadcast quality is only available when the board is running in Genlock mode – ie the timing of the Amiga is being driven by pulses derived from the video signal – not in the Master mode, where the IV-24 is controlling the Amiga clock.

SETTING UP

Once the board and control software are installed you must configure the system to your requirements by using the IVCP (Impact Vision Control Panel) software. IVCP not only allows the setting up of parameters for the composite and RGB video outputs from the board (Amiga, Video, Key settings, 4096/16M colours, Genlock or Master mode, Video Frequency (15 or 31MHz) and Bypass) but also two further requesters for Calibration and Frame Grabber (of which more later). Then it's time to check out...

SHOPPING LIST

Impact Vision 24..... £1799
RGB Splitter..... £????
(unknown at time of going to press)
GVP 68030, 68882,..... £1799
50 MHz accelerator, 4Mb 32-bit RAM
by GVP Inc

Distributed in UK by:
Silica Systems, 1-4 The Mews,
Hatherley Road, Sidcup
Kent DA14 4DX
☎ 081 309 1111

CHECKOUT IMPACT VISION 24

Documentation ●●●○○○
General, needs more specific instructions.

Quality ●●●●○○
Overall high quality.

Features ●●●○○○
Plenty of features, in need of improvement.

Price ●●●○○○
Poor relative value of bundled software.

Overall rating ●●●●○○

If the rough edges were smoothed out, better software bundled and an RGB splitter included then the IV-24 would have a better chance of making more friends.

THE BUNDLED SOFTWARE

Macropaint IV-24

First impressions are the most lasting, though if that's true then I wouldn't like the first impressions I had of *Macro Paint IV-24* to be forced on anyone else. But let me explain.

The version of *Macro Paint* which

can be accessed through the menu bars or keyboard shortcuts. There's also an easy to use palette system. Any IFF picture file can be loaded, including HAM, SHAM, Dynamic Hi-Res and, of course, 24-bit files.

Macro Paint can also load and save in the Rendition format used by Caligari, though the only IFF format it



Like many paint packages, *Macro Paint* has a range of tools for painting and manipulating a picture. An easy to use colour palette is a plus, and *MacroPaint* can load all normal Amiga picture formats

arrived with the IV-24 was labelled "Gamma 5 Version", which means that it isn't finished! And that's an understatement – it was extremely buggy. I soon received the latest release (Gamma 5.7), which is a lot more stable, though still prone to mysterious lock-outs and weird hangs. But at least most of it now works, and in PAL! There's even a long list of bug fixes, known bugs and future additions. So it looks like

can save is IFF 24 standard. 24-bit brushes and palettes can be loaded.

While 'real-time' painting is possible it's slow and jerky on a standard 68000 machine. To make the most of this feature an accelerator is obligatory. With 'real-time' off the program draws in monochrome and after the current operation is complete the changes are rendered in colour. This can be a bit of a barrier to the old creativity.

Rumour Corner • Rumour Corner

Word has it that the new version of *Art Department*, known familiarly as *ADPro 2*, has direct support for IV-24 to display 24-bit images.

Rumour Corner • Rumour Corner

there's plenty work to do yet.

Like most self-respecting paint programs *Macro Paint* has a lot of standard tools – brushes, shapes, lines, fills, text, airbrush, tint, rubber-banding etc – though there are still some glaring deficiencies such as no freehand and polygonal fill drawing, perspective or brush wrapping, all features which would help make the program much more versatile.

But as it now stands *Macro Paint* is pretty easy to use. All functions

For all its current drawbacks *Macro Paint* has some powerful functions and, once I'd learned how to get round the menus, I did enjoy myself – even if I did little more than the electronic equivalent of sophisticated finger painting.


Macro Paint has some unique features. Like Region effects, where a pre-defined rectangular or lasso-bounded region can be altered (tinted, flipped, darkened etc) while the rest of the image remains

untouched – great for colourisation effects. Then there's Halftoning, which provides a transparent look by drawing only half of the pixels of a stamped brush. Not earth-shatteringly brilliant, but useful.

Macro Paint can accept AREXX commands on several levels from external programs, menus or buttons in the *Macro Paint* tool box. By passing such commands to *Macro Paint* any function of the program can be addressed and operated by another program, such as *Digi-View* or *Art Department Professional*.

I look forward to seeing *Macro Paint* in its final form as I reckon that with a bit more work it will become a very useful 24-bit paint program.

With Gourad, Phong and Flat shading, background image loading (in *Caligari Rendition* format) and a selection of primitive objects it is possible to get good results from *Caligari IV-24*, but you have to work hard!



Caligari IV-24

As with *Scala IV-24*, the version of *Caligari* supplied with the IV-24 is a truncated version of the grander *Caligari Broadcast*. The snag is that it won't work unless you have an accelerator board, maths co-processor and at least 3Mb of memory, which is really the absolute minimum memory required.

Because *Caligari* doesn't use ray tracing techniques it claims to render faster than programs which do. While this is certainly true I thought that the results lacked much of the depth of images produced by ray tracers like *Real 3D* or *Imagine*.

The full version of *Caligari Broadcast* appears to be versatile (according to the specifications) so I was disappointed to find that many of the features with the most potential were not enabled in this version. For instance, there is no way of editing objects other than by extruding or lathing, which restricts the range of items which can be produced. It is possible to stretch and twist primitives and glue the

results to other primitives, but there's a limit to this. To make matters worse I am not aware of any way of converting objects from other modellers to *Caligari's* unique object format. Lighting control is extremely restricted, with only one light source being allowed and though the actual movement of objects and viewpoint

CHECKOUT
CALIGARI

Documentation ●●●○○○
Well written, but lacking critical detail.

Quality ●●●●●●
High quality rendering, from what I could see.

Features ●●●○○○
Too many disabled features to be of great use.

Speed ●●●●○○
Fast, but then it's not a ray tracer.

Overall rating ●●●○○○
Too many restrictions for serious use.

CUT-PRICE G.V.P. ACCELERATORS

GVP G-FORCE 030/40 MHZ COMBO SCSI 4 MEG RAM £999
GVP G-FORCE 68040 FOR 3000 25 MHZ £1950
THE NEW GVP 030 FOR THE A500 NOW IN STOCK FITS
INSIDE YOUR EXISTING GVP IMPACT HARD DRIVE.

SPECIALS ON CSA 68030

030 MMU CHIP AND 68882 ALL 20MHZ £299

030 WITH 25MMU & 25 68882 £329

030 WITH 68882 BOTH AT 33MHZ £399

2 MEG 32 BIT DRAM £199 4 MEG £325 8 MEG £499

PROGRESSIVE 28MHZ 040 CARD WITH 4 MEG £1699

VISIONA 24 BIT COLOUR CARD (THE FASTEST YET WITH 130 MHZ
PROCESSOR AND 40 NANOSEC VIDEO RAM) £2495

GVP IMPACT VISION 24 BIT COLOUR CARD £1550

AVIDEO 12 £249 SPECIAL-AVIDEO 24 WITH TVPAINT £599
(TVPAINT NEEDS AN ACCELERATOR)

<See the amazing VisonA and Avideo on demonstration for Midlands and
North call for appointment - for Avideo South call Checkmate Digital>

MEGACHIP 2 MEG CHIP RAM NEEDED FOR SERIOUS USE. £199
MULTISTART II FOR TAKING & SWITCHING BTW 3 K/S ROMS £39

WORKBENCH 2.04 PLUS 1000 PAGE MANUAL & 2.04 ROM
KIT £79 P&P £4.50 SUPER DENISE ROM £40

A500 AND 500P 8 MEG CARD WITH 2 MEG INSTALLED, SOCKET FOR
68881 CO-PROCESSOR AND BUILT-IN SCSI INTERFACE £150

ACCELERATORS UNLIMITED

P.O. BOX 87, LYTHAM ST ANNES, LANCs, FY8 5SP

TEL 0253 795796 FAX 0253 736035

Open 10am To 5pm Monday Thru' Thursday

Mail Order Only-Overseas Welcome

Registered post or courier extra. Prices include VAT



NO card
SURCHARGES



Turbo Tales

No. 1 of a series of 94.



Once upon a time, in the land of the
free, there was a third-party Amiga
Peripheral Manufacturer. It made
wonderful and exciting products,
which were generally perceived to be
reliable and of Great Value. The
company sold untold numbers to the

people of the world, who by and large were very
happy. One day, they announced a new product, a
68040 accelerator card that was claimed to be a Great
new Force, the fastest in the world. Unfortunately, for
many months no-one in the world could find one of
these mystical beasts in order to verify the claims.

It seems, for the moment at least, that the Force will
not be with you. Meanwhile, down at RCS, the boys
and girls were ordering champagne to celebrate their
first year of FUSION-FORTY production

FFIRST! -- FFASTEST! -- FFABULOUS!

FUSION-FORTY from RCS

20 MIPS ready to go - just #1395.00 at your dealer.

HYDRA SYSTEMS

Red Lane, Kenilworth CV8 1PB. Tel: 0203 471111 Fax: 473333.

CUT OUT AND KEEP

* * * * *

* Price Busters!! *

* Graphics & General *

Advantage	64.99	512K RAM with clock	29.99
Art Department		1.5Mb RAM with clock	82.99
Pro 2	139.99	Audio Engineer Plus	159.99
Broadcast Titler 2	169.99	Cameron Colour Scanner	349.99
Colourburst	479.99	Invision Plus/Live	499.99
Deluxe Paint IV	54.99	Naksha Mouse	22.99
Digipaint III	34.99	Rendale 8802	
Disney Animation Studio	64.99	Genlock	149.99
Graphics Workshop	44.99	Mode Switch Box for 8802	29.99
Flow 3.0	59.99	RGB Splitter	59.99
Imagine	147.99	RocGen Genlock	89.99
Personal Finance Manager	19.99	RocGen Plus	134.99
ProDraw 2.0	89.99	RocLite Drive	54.99
Real 3D Beginners	99.99	Podscat Graphics Tablet	189.99
Scenery Animator	49.99	Zydec Trackball	29.99
Spectra Colour	39.99	Zydec Amiga Drive	49.99
Vidi Amiga	89.99		
Vidi Colour Solution	139.99		
Vista	34.99		
Vista Pro	64.99		

Music & Sound

Audition 4	34.99
Deluxe Music Const. Set	49.99
Perfect Sound	39.99
Sequencer One	64.99
Stereo Master	29.99
Soundmaster	84.99
Techno Sound Turbo	29.99

Development & Utilities

AMOS	32.99
AMOS 3D	22.99
AMOS Compiler	19.99
Can Do V1.5	64.99
Cross Dos	22.99
Diskmaster	32.99
Hyperbook	42.99
Quarterback	39.99
Quarterback Tools	44.99

* Hardware

A1500 CPU Case	169.99
A1500/2000 40Mb Quantum Card	369.99

DTP & Wordprocessing

Excellence 2.0	59.99
Kind Words	29.99
Pagesetter 2	39.99
Page Stream 2.2	139.99
Pen Pal	54.99
Protext V5.5	99.99
Professional Page	169.99
ProWrite 3.2	89.99
Quickwrite	29.99
Scribble	29.99
Transwrite	29.99
Wordworth 1.1	89.99
Works Platinum	59.99

* FREEPOST or £5 Securicor *

48 hour despatch (cheques 7 days)

Cheques should be made payable to Softstore
Access and VISA cards accepted

Softstore, 410 Bath Road, Slough, SL1 6JA

0628 - 668320

CALLERS WELCOME

* * * * *

TouchWindow

As Easy As Pointing

There are only a few ways of interacting with your Amiga. You can use a mouse, get involved in code, use a lightpen, but will the latest craze be the humble finger?

WHAT YOU GET

This is what arrives in the box: The TouchWindow screen unit – a light beige coloured rectangular frame enclosing a clear plastic membrane window – which fits over the front of a 'standard' Commodore 1084, Phillips 8833 or similar size monitor. Overall size – 10.5 by 12 inches. Power supply, stylus, driver software, basic instructions, connectors, Velcro and other mounting devices supplied.

INSTALLATION

TouchWindow connects easily to the Amiga's serial port and the 9V DC power supply. The TouchWindow hardware is fixed to the front of the monitor with Velcro strips, so that it can be easily removed. The only drawback I found was that I was unable to adjust the controls of my monitor without removing the TouchWindow, as its frame was obstructing the control panel access.

CALIBRATION

Using the calibration set-up from the TouchWindow driver software, it is possible to indicate exactly where the corners of the screen area are by pressing in the top right and bottom left corners of the screen when prompted. That's all that needs doing for the TouchWindow coordinates to accurately coincide with the picture on the monitor. You can install the driver on your boot disk or hard disk and run it from the startup-sequence, the CLI or its icon. There's no need to calibrate every time you start up TouchWindow – the driver saves the last settings.


TOUCHWINDOW'S TRUE POTENTIAL

Some of the areas where TouchWindow could be useful would be for young children, people with limited hand action which makes typing or mouse use difficult, in situations requiring only limited response from the user (eg interactive information), copying artwork (by laying TouchWindow over the required picture and tracing from it) and instances where small amounts of repetitive data need to be entered quickly and simply.

TouchWindow can be used away from the monitor by removing it and laying it on a desk top, or on your knee, where it can be used for tracing pictures, overlaying on different data templates or simply as an easier way of drawing with a program such as *Deluxe Paint*. However, think carefully if you plan on using TouchWindow for drawing as it isn't very easy to draw accurately as the reading speed of the unit is rather slow for this kind use.

HOW IT WORKS

The transparent screen is touch-sensitive and intelligently emulates the action of the mouse (though it does not supplant it if connected). The window is made of two thin sheets of plastic with electrically conductive coatings. One sheet is for the X axis, the other for the Y, and by pressing them lightly together with a finger (preferably



Having a shaky hand can make life awkward when it comes to drawing. TouchWindow could make that a thing of the past. TouchWindow's touch-sensitive screen emulates the actions of a mouse

your own!) or soft stylus an electrical contact is made, the co-ordinates of the touch are registered and a response from the software in use is elicited. TouchWindow works with almost any software that runs on the Amiga. It worked with all the programs I tested it with, although it soon became apparent that some applications are more suitable than others. Although you might think that if you use your finger for drawing you will get a big fat line this is not, in fact, the case since the TouchWindow averages the point of contact to the centre of the position touched and so it is possible to draw fine lines with *Deluxe Paint*, *Digipaint* etc. And if you are worried about putting your finger against an electrically charged surface be assured that no electricity will actually reach the user and, even if something were to go wrong, the current is so low that you will be perfectly safe.

According to the manual the working life of the TouchWindow panels is over 1 billion touches spread randomly over the surface, giving a useful lifespan of over 2 million hours in use (or 228 years!).

Perhaps a working TouchWindow will be regarded as a valuable item on the Antiques Roadshow of 2220!

SHOPPING LIST

TouchWindow £235+VAT
by Edmark Corporation

Distributed in UK by:

HB Marketing Ltd
Unit 3, Poyle 14,
Newlands Drive
Slough SL3 0DX
☎ 0753 686000

CHECKOUT TouchWindow

Documentation	● ● ● ● ●
Scant but sufficient.	
Ease of Use	● ● ● ● ●
Very easy.	
Accuracy	● ● ● ● ●
For drawing you need to take some care, but for selecting icons etc it works really well.	
Quality	● ● ● ● ●
Appears to be good quality.	
Price Value	● ● ● ● ●
Nothing to compete, as far as I know.	
Overall rating	● ● ● ● ●

If you need this kind of tool then you have the choice between TouchWindow or a full-blown touch sensitive monitor.

in the world is extremely easy to achieve, there seems to be no accurate way of defining the placement in numerical terms, except by using a grid, so it's always a bit hit and miss whether an object really has been rotated at 45 degrees to the X axis, for example.

There are other good features which are also restricted. Texture mapping can help to make an object look real, but *Caligari* limits this option to those objects which have been lathed to, at least 360 degrees or are flat polygons, meaning that none of the supplied primitive objects (or their glued offspring) can be textured. Furthermore, although it is supposedly possible to make new textures I had no luck in this at all, as there are no instructions in the manual. I could go on, but I'd better tell you about some of the positive aspects, hadn't I?

Well, at a pinch, there's Gouraud shading, which provides fast and smooth shading for non-shiny surfaces and there's easy setting for transparency, colour and attributes of objects. The range of primitive objects is comprehensive and the Environmental mapping, a quick way of simulating the reflection of an outside world on any selected object, is useful. In fact there are quite a lot of nice touches, though most are lacking flexibility because of restrictions or poor documentation.

I found *Caligari* difficult to install on to my hard disk and too limiting in use, with the major omissions outlined above and the lack of animation tools. Poor user feedback, too many diverse menus and the lack of multitasking left me wishing for a rather better alternative.

Scala IV-24

Scala IV-24 is not the eight disk, 1.1 version with all the fonts and backgrounds. In fact, there's only one disk, so it is more akin to the Amiga 500 version, though what you get will give you more than a taster – the program is essentially complete, with 40 page effects, 34 line effects and 5 Scala fonts included.

Whilst the control methods, interactive hot spot definition and background image loading are all absent the majority of the other controls and functions remain, making this a useful, if restricted, part of the bundle. Though I should warn you that the output from *Scala IV-24* is not actually 24-bit – it still looks like the hi-res, interlace, med-res or lo-res IFF image that it really is, being keyed over incoming video. And it's worth noting that the normal versions of the program will work perfectly well with the IV-24 board, so if you already own Scala you may consider the inclusion of this IV-24 version to be a waste of money.

HARDWARE SOFTWARE

In addition IV-24 has several command and utility programs related to image display, calibration, housekeeping and setup.

IVView is a small program driven from either a CLI window or ARexx port for displaying 8-bit grey scale, HAM and IFF24 pictures. It can be

menu. In fact, the correct setting of PIP seems to require more visits to IVCP than necessary, especially as the configuration can supposedly be saved, but never seems to be.

There is no doubt that PIP is an interesting idea, but surely this feature is of only limited appeal? I mean, why would you want to watch part of a TV picture on your Amiga

(graphics keyed over video) or External (incoming video only) and Genlock or Master mode. There are also two more sub-menus – a Calibration menu for setting overall colour, contrast, brightness, key level and phase adjustments and a Digitising menu for adjusting the parameters for frame grabbing from a video source.

IVGrab is used for controlling such factors as the size and destination of an image grabbed from an incoming RGB video signal, though I wasn't able to try it out as no RGB splitter was available at the time of this review.

All the above programs support ARexx commands and can be run from either Shell or Workbench.

IVCMD

This is a Shell-driven program which enables commands to be passed to the IV-24. For instance, the scan frequency, number of colours, grab commands, PIP, genlock settings and buffering control can be addressed from the CLI. This was useful, as I found that although IVCP allows the genlock/ master mode to be toggled, the change would not be activated until a "IVCMD GO_LOCAL_NEXTBOOT" was issued from IVCMD and the Amiga rebooted to cause the IV-24 to lock to the sync of the external video signal.

IVREAD

This last item provides control over the IV-24's 33 user addressable registers (which are used for setting modes and functions). Again, this is a CLI-only program and it appears to duplicate most of the commands which can be issued by IVCMD.

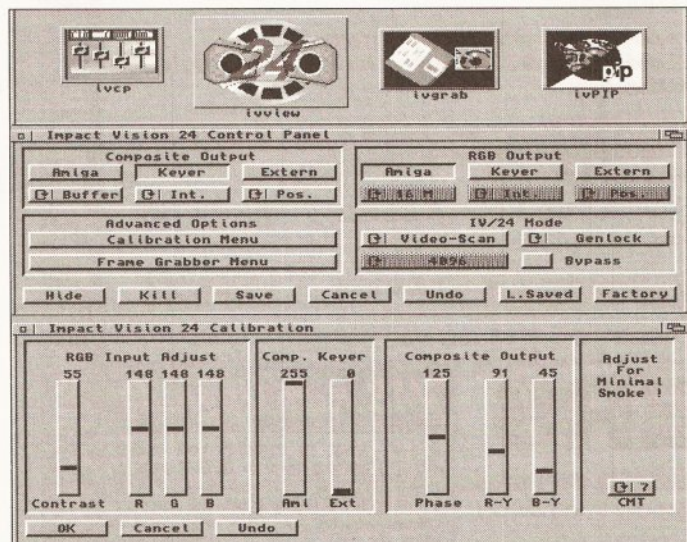
HOW IV-24 SHAPES UP

I've got mixed feelings about the IV-24. While I like the idea of bundling software with the board I felt let down by the quality and finish of many of the programs. If I'd paid for

this I'd have been miffed about the quality of *Caligari*, especially after reading GVP's Stateside ads. Should IV-24 be available without the extra software, at a reduced price. Or at least with a choice! *IVView* would also benefit from a spring clean – a proper requester system wouldn't go amiss. It all seems rushed – the hardware is generally fine but the software is flawed.

REQUIREMENTS

You'll need an Amiga 1500, 2000 or 3000 with at least 5Mb memory, a 68020/30 board with 68881/2 co-processor and a hard drive. Optional equipment includes an RGB video source and equipment such as a video recorder with single frame recording capability, an animation controller (as no transport controller is included with *Caligari*), an external composite keyer and a Time Base Corrector or sync pulse generator. You might also consider an external video monitor for displaying 24-bit images and the full-colour *Macro*



As you can see from the above, the control panel of Impact Vision is complete with requesters for calibration and frame grabber

used for single shot or slide show type viewing, with various parameters being supplied by the user for display time, overscan settings and so on. I found the continual need to type into the requester an absolute pain and quickly found that I could use *Directory Opus* (a fine utility program from INOVAtionics) to run *IVView*. Surely a standard mouse requester could be used here, rather than having to use the keyboard?

IVPIP is a program for setting the PIP (Picture-In-Picture) configuration, though try as I might I could not get this to work from the CLI under WB1.3, ending up without the Intuition window and gadgets. As soon as I switched to WB2.0 life became easier and I found that I had full control over the PIP functions and was able to move and resize the PIP window at will. Although the manual mentions that the contents of the window can be scaled, it seems that this only applies to an Amiga screen in PIP over external video and not vice versa. So the PIP effect of external video over an Amiga screen is simply a rectangular 'window' which can be resized up to about half of normal screen size and moved around, allowing the current video image to be seen in the PIP window.

Although the manual mentions clicking on a button on the PIP window to reverse the PIP order (from video over Amiga to Amiga over video) I couldn't get this to work either, except by reversing the key settings in the IVCP calibration

screen? It would make more sense if PIP was possible to compress the image down to, say, a quarter screen size. Still, as chip prices for such applications are falling rapidly we should soon see dedicated devices for such purposes at more affordable prices. Alternatively, some perceptive programmer may develop a serious use for this function. Until then, it will sadly remain a good selling point with little immediate value.

IVCP (Impact Video Control Panel) is the main control for the calibration of the IV-24. It is used to set the number of colours displayed by the board (4096 or 16M), setting the composite and RGB outputs from a choice of Amiga (Amiga only), Key

SCALA'S TECH SPECS

- 24-bit RGB frame buffer or dual 12-bit buffers for animation
- Maximum resolution 768 x 580 PAL overscan
- 31 kHz output for flicker free display with VGA or multisync monitors
- 15 kHz output for video applications
- Real time (1/25 second) 24-bit frame grabbing (needs optional RGB splitter)
- Picture in Picture (PIP) application
- PAL composite or Y/C outputs
- Digital RGB genlock for 24-bit overlay on RGB video input
- Analogue genlock for 24-bit overlay on composite video input
- No time base correction required for external video sources

CHECKOUT SCALA

Documentation ●●●●○
Good – all you need to know.

Quality ●●●●○
Looks jaggy in comparison to the 24-bit graphics of the IV-24.

Features ●●●●○
Stripped-down version of great program.

Speed ●●●●○
Dependent upon your Amiga kit, but no slower than the original.

Overall rating ●●●●○
A hacked-up version of a good program.

Paint screen if you can't feed your monitor with composite or Y/C video.

The Amiga setup I used to test the IV-24 was an Amiga 2000 with a 40Mb hard disk, GVP 3001 50 MHz 68030 card and 9Mb memory. Thanks to Silica for the loan of the 3001 card (around £1800). For the purposes of testing I used both the standard 1.3 Workbench and a Zkick'ed version of Workbench 2.0 (note to Commodore – where is the Enhanced Chip Set for us existing 1500 and 2000 owners?).

To get the best out of the IV-24 card you need some serious hardware. But if you are *really* serious about computer and video graphics then there's really no way to avoid this in the long run. High level graphics cost lots of money, so the relative cost of this set up is really quite reasonable, compared to some of the high-end stuff that's out there. But for the majority of us it's still a heck of a lot of dosh! **AS**

NEW
LOWER
PRICES!

AMIGA PACKS

NEW
LOWER
PRICES!

ALL PRICES INCLUDE VAT. ALL ORDERS OVER £100 ARE SUBJECT TO £5 UK DELIVERY CHARGE. ORDERS OVER £100 RECEIVED BEFORE 2PM ARE USUALLY DESPATCHED THE SAME DAY FOR DELIVERY ON THE NEXT WEEK DAY. ORDERS UNDER £100 ARE SENT 1ST CLASS RECORDED POST. ALL PRODUCTS ARE UK STOCK AND CARRY A FULL 12 MONTH COMMODORE WARRANTY. PLEASE RING US BEFORE ORDERING TO CHECK STOCKS AND CURRENT PRICES.

All Amiga packs include the A500 PLUS & A1500 PLUS.

AMIGA A500+ 1MB CARTOON CLASSICS Amiga A500 computer, supplied with 1MB ram built in, Kickstart V2, expansion to 2MB ram possible via "trap door", mouse, tv modulator, manuals, Workbench V2 etc disks, plus the following top selling software titles : Lemmings, The Simpsons, Captain Planet and Deluxe Paint 3 **£349.00**

AMIGA A500+ 2MB CARTOON CLASSICS Amiga A500 computer, supplied with 1MB ram built in and an extra 1MB expansion board (giving a total of 2 megabytes of ram), Kickstart V2, mouse, tv modulator, manuals, Workbench V2 etc disks, plus the following top selling software titles : Lemmings, The Simpsons, Captain Planet and Deluxe Paint 3 **£389.00**

AMIGA A1500+ BASE A1500 computer with 1MB ram and now with Kickstart V2 and Workbench V2 software, detachable keyboard, 2 x 3.5" 880k disk drives built in, mouse and all manuals. The Amiga A1500 accepts A2000 peripherals. The A1500+ base pack is supplied with no software. Please note that the A1500 does NOT have a modulator. **£509.00**

AMIGA A1500+ PACK A consists of A1500+ base pack and the following software : Platinum Works, Deluxe Paint Version 3, Populous, Simm City, Battle Chess, Their Finest Hour (Battle of Britain) and 2 books **£559.00**

AMIGA A1500+ PACK B consists of A1500+ base pack and the following software : Platinum Works, Deluxe Paint Version 3, Home Accounts, Elf, Puzznic, Toki and Getting the Most Out Of Your Amiga book **£559.00**

Hard Disk Drives

A500 HARD DISKS

GVP Series II 52Mb Hard Disk £379.00
GVP Series II 105Mb Hard Disk £549.00

Protar 20Mb Hard Disk £275.00
Protar 50Mb Hard Disk £369.00
Protar 80Mb Hard Disk £595.00
PHONE FOR OTHER PROTAR SIZES

A1500 HARD DISKS

GVP 52Mb Hard Card £289.00
GVP 120Mb Hard Card £469.00
GVP 200Mb Hard Card £849.00

PLEASE PHONE FOR PRICES ON RAM UPGRADES ETC FOR ANY OF THE ABOVE HARD DISK DRIVES.

Colour Monitors

PROTAR VISTO C14M

- * 14" Colour monitor
- * Stereo speakers
- * 800 x 285 pixel resolution
- * RGB / Composite inputs
- * Green screen switch
- * Free with Amiga lead
- * Improved version of 8833 II
- * 1 year REPLACEMENT warranty

only £ 219.99

Accessories

512K ram expansion + clock £29.99
External disk drive £59.00
Squik replacement mouse £14.99
Amiga A500 dust cover £6.99
Mouse Mat £3.50
Cruiser Joystick £8.99
Zipstick Joystick £9.99

PRINTERS

ATTENTION ALL CITIZEN PRINTER BUYERS!

We are offering, to all buyers of Citizen printers some very special offers:

1. CITIZEN PRINTER STARTER PACK. The pack comprises of : 3.5" disk full of printer drivers for the ST, Amiga & PC; 200 sheets of fanfold tractor feed paper; 200 fanfold tractor feed address labels; 5 tractor feed envelopes all for only £12.99.

2. CITIZEN COLOUR PRINTING KIT. This kit enables you to upgrade either the Swift 9, Swift 24E or 224 to a full colour printer. The kit comes with a colour ribbon. Normally retailing at around £40.00, we are offering, while stocks last, the chance to buy this colour kit for only £19.99.

NEW LOW PRINTER PRICES

Citizen 120D + (9-pin, 144 cps draft, 30 cps NLQ) £129.00
Citizen Swift 9 (9-pin, 192 cps draft, 48 cps NLQ) £199.00
Citizen 124D (24-pin, 144 cps draft, 48 cps LQ) £189.00
Citizen Swift 224 (24-pin, 192 cps draft, 64 cps LQ) £229.00
Citizen Swift 24E (24-pin, 216 cps draft, 72 cps LQ) £289.00
Citizen Swift 24X (24-pin, 15" carriage) £399.00

Star LC20 Mono (9-pin, 180 cps draft, 44 cps NLQ) £159.00
Star LC200 Colour (9-pin, 180 cps draft, 45 cps NLQ) £220.00
Star LC24-200 Mono (24-pin, 200 cps draft, 67 cps LQ) £260.00
Star LC24-200 Colour (24-pin, 200 cps draft, 67 cps LQ) £295.00

Canon BJ10EX Bubble Jet (ink jet, now EPSON compatible) £265.00
Hewlett Packard DeskJet 500 (ink jet, 3 pages per minute) £389.00
Hewlett Packard DeskJet 500 Colour (NEW! full colour inkjet) £619.00

HAVE YOU GOT A V1.3 AMIGA?

DO YOU WANT VERSION 2 KICKSTART & WORKBENCH?

If so, we now have in stock the new VERSION 2 UPGRADE KIT. The kit consists of the Kickstart 2 Rom, Workbench 2 software (including the Extras disk and the Fonts disk) and the Workbench 2 full manuals. Easy to fit and requires no soldering.

£ 79.99

1MB Ram Upgrade

If you want to expand you Amiga A500 Plus to a total of 2MB then why not fit the new 1Mb Ram Board? This extra ram will unleash the full graphics capabilities of the A500 Plus and is ideal for many other applications such as sound sampling, data storage etc... It's simple to fit, without any modification, and will not invalidate your computers warranty.

£49.99

FOR USE WITH THE A500 PLUS ONLY

ROM Switcher

Some older software will not run on the new Amiga A500 Plus with Kickstart V2.04 Rom but they do run on the older V1.3 A500s.

We are now stocking the Phoenix Rom Switcher which means, once installed, you can switch between Kickstart 1.3 and 2.04 giving you all the benefits of both Amigas and solving those incompatibility problems. It can be easily installed to the A500 Plus and comes supplied with Kickstart V1.3 Roms. Included in the kit is a microswitch which can be mounted virtually anywhere to enable toggling between the two Rom versions.

£49.99

FOR USE WITH THE A500 PLUS ONLY

SOFTWARE

LEMMINGS £7.99
THE SIMPSONS £7.99
CAPT PLANET £7.99
DPAINT 3 £19.99
ALL 4 TITLES £34.99

IF YOU WISH TO ORDER WITH US, THEN PLEASE SEND YOUR CHEQUES, BANKERS DRAFTS, POSTAL ORDERS, CASH ETC TO OUR MAIL ORDER ADDRESS (PLEASE MAKE CHEQUES PAYABLE TO BEST PRICES) OR RING OUR MAIL ORDER HOTLINE ANY TIME BETWEEN 8.00AM AND 8.00PM, 7 DAYS A WEEK. (OUR LINES ARE PERSONALLY MANNED - THIS IS NOT AN ANSWERPHONE) AND USE YOUR CREDIT CARD. ALL ORDERS OVER £100 SUBJECT TO £5 DELIVERY CHARGE.

VISIT OUR SHOWROOM

CHIPS COMPUTER CENTRE, 53 RUGBY ROAD, WORTHING, WEST SUSSEX, BN11 5NB.

TEL : (0903) 700804.

OPENING : MON TO FRI 10AM TO 6PM. SAT 9.30AM TO 5.30PM

FINANCE / CREDIT FACILITIES (SHOP ONLY).

PART EXCHANGE CONSIDERED (SHOP ONLY).

NEW AND USED ST, AMIGA & PC EQUIPMENT ON DISPLAY

ALL TYPES OF SOFTWARE (BUSINESS / LEISURE / EDUCATIONAL).

REPAIRS UNDERTAKEN. TRAINING. INSTALLATION. ON-SITE WARRANTIES.



MAIL ORDER ONLY

BEST PRICES (DEPT AS), 53 RUGBY ROAD, WORTHING, WEST SUSSEX, BN11 5NB.

TEL : (0903) 700714.

OPENING : 7 DAYS A WEEK 8AM TO 8PM

ALL PRICES INCLUDE VAT. ALL ORDERS OVER £100 ADD £5 FOR NEXT WEEKDAY

COURIER DELIVERY. ORDERS UNDER £100 ARE SENT BY POST.

NOTE - CREDIT CARDS ARE SUBJECT TO VERIFICATION BY CARD ISSUERS.

GOODS USUALLY SENT OUT THE SAME DAY WHEN

CLEARED PAYMENT IS RECEIVED BEFORE 2PM.

PERSONAL CHEQUES REQUIRE 7 DAY CLEARANCE.

All prices include 17.5% VAT. Free delivery ONLY on orders over £100. All prices / specifications / special offers subject to change without notice.

ALL OUR TELESales LINES ARE PERSONALLY MANNED AND OPEN FROM 8.00AM UNTIL 8.00 PM - 7 DAYS A WEEK

For the past couple of months I've been putting a printer graphics output enhancement package called **TURBOprint Professional** through its paces. It's not a new program, it's been popular in Germany for some years, but now it has been translated into English.

The problem with Workbench Preferences is that it gives you a choice of only three dither patterns – Ordered, Halftone and Floyd-Steinberg. At resolutions of about 180 dots per inch (dpi) and lower these dither patterns are acceptable, but at higher resolutions such as 300 and 360 dpi the patterns representing levels of grey are formed by dots so small and close together that it is difficult for the naked eye to see the differences between them.

This results in dark and muddy screen dumps, particularly if the original image contains a lot of slight variations of the same colour – things like 16 colour greyscale scanned images and 4,096 colour digitised HAM images.

For better looking 300 and 360 dpi output, what's needed is a way to make the dots larger and further apart. To use a very old and probably over-used example, like the patterns newspapers use to publish black-and-white photographs.

goodly selection including drivers for most types of Epson impact dot-matrix printers, the popular Star LC-10 and LC-24, plus Hewlett-Packard DeskJet and LaserJet II (with no 8in by 10in restriction for graphics dumps like the Workbench equivalents have). The DeskJet driver doesn't work with the new colour HP-500C, but if this printer becomes popular with Amiga owners I would guess that the German developers, IrseeSoft, will develop and distribute one to interested parties.

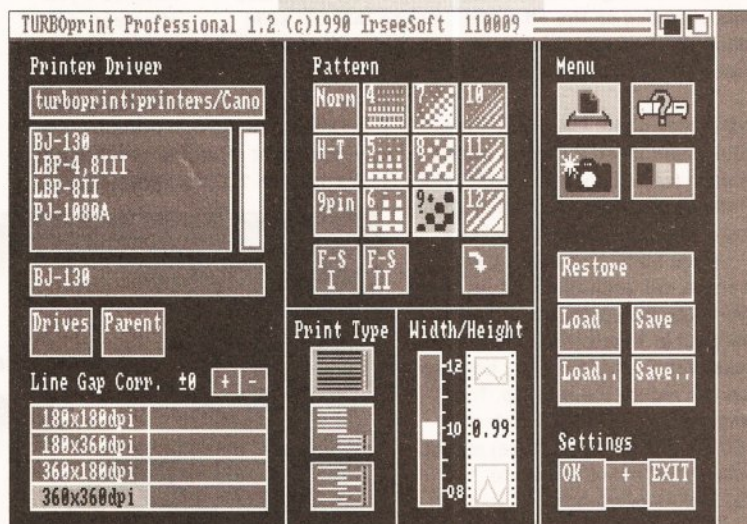
At the moment there is no driver for the popular Canon BJ-10e bubble jet, but there is one for the BJ-130 which works with my BJ-130. This should mean that it will work with the BJ-10e if switched into BJ-130 mode (dip switch 10 I believe), although I haven't been able to test this theory.

Also worth mentioning are the drivers for four laser printers for which there are no Workbench drivers – the Epson GQ3500, the Canon LBP-4 and LBP-8II, and the Star LaserPrinter 8.

The manual says that as well as working with its own drivers, **TURBOprint Professional** will accept Workbench 1.2 printer drivers, but not those distributed with Workbench 1.3 or higher. Having formatted my Workbench 1.2 disks some time ago I'll have to take IrseeSoft's word for this; it's probably a feature from a

All in a Dither

Jeff Walker goes dotty about a program which enhances the printed output of graphics



Printer drivers for almost every popular make of printer are supplied with **TURBOprint Professional**

dots. A bit of experimentation is needed to find out which pattern works best with your printer, but the smaller dots produce better images at low resolutions, the larger dots at high resolutions. Using setting 9 (large diagonal dots) the output I got from a LaserJet II was indistinguishable from 60 lines per inch (lpi) PostScript output with a 45 degree dot angle (*Professional Page* default).

Inkjet printers benefit from the larger dot patterns because the dots are bigger and the white space between the dots is bigger too, so the inevitable ink spread on uncoated paper becomes less of a problem.

The other big problem with tractor or friction fed printers is 'banding' – the horizontal striped effect resulting either from strips of the image overlapping slightly (black banding) or

Printer drivers supplied with **TURBOprint Professional**

Brother – 9-pin, 24-pin

Canon – BJ-130, LBP-4, LBP-8II, PJ-1080A

Epson – EX/FX/LX, GQ3500, LQ/SQxx00

Facit – B3450, B3550

Hewlett-Packard – DeskJet, LaserJet II

Nec – Pinwriter Px

Oki – ML294, ML38x, ML39x, Okimate 20

Panasonic – KX-P1124, KX-P1540, KX-P4450

Seikosha – MP-1300, OP-105, SL-80AI, SL-80IP, SL-92, SP-2000

Siemens – HighPrint 4x00, PT88/89, PT90

Star – LaserPrinter 8, LC-10, LC-24, XB-24, NB-24

SETTING THE SCENE

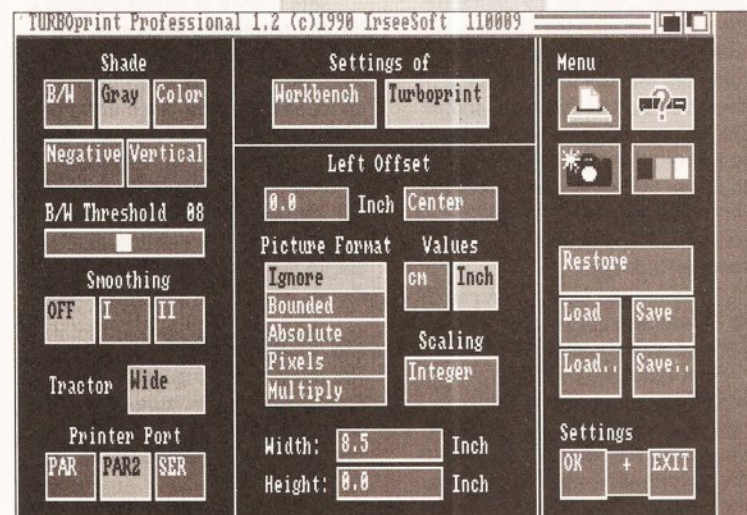
TURBOprint Professional is a replacement for the Graphics section of the Printer part of Preferences. It has four sections: Printer Settings, Preferences, Additional Functions, and Colour Conversion.

The Printer Settings page is where you choose your printer driver and dither patterns. **TURBOprint Professional** uses its own type of printer drivers and comes with a

previous version that has been left in for the sake of compatibility.

There are 14 dither patterns on offer. Four of them are the standard Workbench dithers plus an extra Floyd-Steinberg dither that disperses the dots better for high resolutions. However the ones you'll be using most will be those labelled 4-12.

There are three types of pattern – horizontal dots, diagonal dots, and diagonal lines – in three sizes of



The Preferences page can largely be left on its default settings, most of which it'll initially take from your current Workbench Preferences settings



The difference gamma correction can make: this dump was produced on the +8 setting, notice that the solid black shade is still there in the hair, but the jump from that to the next brightest shade is massive

from strips of the image not quite fitting together so the paper shows through (white banding). *TURBOprint Professional* addresses this by giving you a Line Gap Correction feature.

If you suffer from black banding then you can attempt to get rid of the overlap by increasing the printer's line feed in 'micro steps' after each pass of the head. For white banding you can reduce the line gap. The range is from -9 to +9, which on a 360 dpi printer (for example) means from -9/360ths of an inch to +9/360ths of an inch.

This feature works on all impact dot-matrix printers supported by *TURBOprint Professional* except the Oki ML294. I tried it on a NEC 24-pin printer that had a very slight black banding problem, and with Line Gap Correction set to +1 I ended up with a very slight white banding instead. Individual impact dot-matrix printers tend to suffer from banding to differing degrees, so although I couldn't cure my banding, Line Gap Correction may very well cure yours.

I should point out that this feature didn't work on my Canon BJ-130 bubble jet with the *TURBOprint Professional* BJ-130 driver, although it did work with the Epson 9-pin driver (240 by 144 dpi), so it should work with other bubble jets (including the BJ-10e) if dumping graphics in the Epson LQ emulation mode using the 360 by 360 dpi *TURBOprint Professional* Epson LQ or NEC Pinwriter Px driver.

There are two further features in the Printer Settings section for Print Type and Width-Height Ratio.

Print Type, like Line Gap Correction, is for use only with impact dot-matrix printers. The idea is to reduce the banding effect, this time by controlling which pins of the print head are for printing.

There are three settings. The first is Normal, which uses all the

pins and is the fastest mode. Half-line mode uses half the pins. Lower Pin Count uses two-thirds of the pins. Again, experimentation is needed and the results will be different for each impact dot-matrix printer.

Width-Height Ratio merely adjusts screen dumps to be squashed or elongated. For instance if your on-screen circles are coming out in the dump as slightly squashed

ellipses, you need to decrease the width-height ratio. The slider ranges from 0.8 to 1.2 in 0.01 steps, with



This dump is on the 0 setting, and produces excellent results for this particular image

1.0 meaning 'no adjustment'.

I found that on my 360 dpi BJ-130 a setting of 0.99 produced perfectly circular circles.

One feature of Printer Settings I haven't mentioned yet is a button that lets you rotate the dither pattern by 90 degrees. This only has a visual effect on the output when using one of three diagonal line patterns, and results in the lines sloping down from left to right instead of right to left. Depending on what you are trying to print, this can enhance the output quality; there's no rule of thumb, it's a case of trial and error.

AS YOU LIKE IT

The Preferences page of *TURBOprint Professional* is a mixture of the Change Printer, Graphics 1 and Graphics 2 pages of Workbench 1.3 Preferences.

From here you select the shading (black-and-white, grey or colour), the threshold value for black-and-white

output, plus whether you want a negative or positive and horizontal or vertical (sideways) printout.

I should mention at this point that because of the way *PageSetter II* outputs its pages in strips, rather than one huge graphic dump of the entire page, the vertical (sideways) feature of *TURBOprint* won't work with that DTP program. For the same reason, neither will it work with *Pro Page*, although V2.1 has a sideways printing feature anyway.

Paper Size selection is much simplified – either your printer is Wide Tractor, or it isn't.

Smoothing is also selected on this page. This is the feature whereby extra printer dots are added to the jagged edges of bitmapped graphics so that diagonal lines and curves appear more smooth. There are three settings: OFF, Smoothing I, and Smoothing II which is an enhanced version of the standard Workbench smoothing (I).

The only real use of smoothing is

when printing text as graphics from word processors that have this feature – programs like *KindWords*, *Pen Pal*, *Wordworth* and (dare I say it?) *NotePad* – and then only at point sizes of about 18 and greater. The results of *TURBOprint*'s Smoothing II function are better than those achieved with Workbench Preferences' smoothing, but the quality is nothing to write home about. However this isn't

TURBOprint's fault because you can't make a silk purse out of a sow's ear.

If you are using the serial port for

printing you can select it from this page, but you are more than likely using the parallel port and *TURBOprint* offers two choices here – PAR or PAR2. The former is the normal way of printing via the Amiga's parallel device, whereas PAR2 causes *TURBOprint* to utilise its own built-in routines, which results in faster printouts and more free memory because Workbench doesn't need to load the devs:parallel.device program.

The most complicated part of the Preferences page is the Picture Format section, which is similar to the Limits section of Graphics 2 in Workbench 1.3 Preferences – the buttons that say Ignore, Bounded, Absolute and so on. Everything works in the same way except that, like a good European should, you can specify measurements in centimetres instead of inches.

The function of the buttons is explained quite well in the manual, and with trial and error you will soon come to understand the effects of selecting certain buttons and changing Width and Height values.

EXTRA FEATURES

The Additional Functions page contains features that are missing from Workbench Preferences.

The most notable feature is a Poster mode whereby screen dumps can be scaled up to enormous sizes and output on to several pieces of paper which can be stuck together to form a poster. The largest it'll go is 64 pages wide by 64 pages deep, which is big; the smallest poster is two pages in either direction.

Alas and alack, woe is mē... because of the way *Professional Page* sends its pages to the printer in thin strips, this Poster mode doesn't give the expected output. Oh yes, it works, only you get thin horizontal strips one under the other, making for a fiddly and time

consuming job cutting them up and sticking them all together. I must stress that this is not a bug in *TURBOprint Professional*, it is a feature of the way *Professional Page* outputs its pages.

I tried creeping up on it by using the CMD command to send the output to a file and then using the Copy command to send that file to the printer, but as this file needs to be sent to the PAR: device and *TURBOprint* is




This dump is on -8 gamma correction. Notice that solid white is still there but the jump to the next darkest shade is massive

watching the PRT: device, all I got was a normal printout. Bah!

The Poster mode works excellently, however, with art programs and anything else that does a normal graphics dump, including word processors like *KindWords*, *Wordworth*, *Pen Pal*, *ProWrite*, *Excellence!* et al.

A Copies feature allows you to specify the number of copies to print, in case the software you use doesn't have this feature, and whether to send a form feed between copies or put up a requester asking you to insert a new sheet of paper – useful if you don't have an automatic single sheet feeder.

Normal output using the Halftone dither pattern of Workbench Preferences at 360dpi



A section of this page labelled Special contains two features that I some people may find useful. The first is a Mirror function that prints a mirror image of the graphic. As the manual points out, this is especially useful if you are printing on to a 'transfer' type of media whereby the image is going to be ironed on to a T-shirt or something.

This Mirror function works with *Professional Page* (whose built-in mirror function only works with PostScript printers), so you could, for example, use this to produce transparencies for overhead projectors – the ink will be on the underside when placed on the projector, allowing you to write on the

film without smudging the ink. You could also use *TURBOprint's* Mirror feature to print "emulsion side down" with *Professional Page* and Dot-matrix Output on imagesetter film.

The other 'special' feature is a Top Offset value that allows you to specify how many line feeds to print between several graphics dumps on the same page.


The rest of this Additional Functions page is given over to some housekeeping features. A Hardcopy button toggles on and off and decides whether the reset-proof hardcopy function is activated or not.

When activated, the hardcopy

function means that you can get a graphic dump or save the current screen – Ctrl-Alt-P prints the contents of the current screen, Ctrl-Alt-O does the same thing but reverses the Workbench (1.3) colours so the dump is easier on the ribbon or ink/toner cartridge.

If you don't want to print the whole screen, one further key press, Ctrl-Alt-G, changes the mouse pointer into a set of crosshairs and lets you drag a box over the area of the screen that you want to print.

If you want to cancel a printout



with something else, such as a recoverable RAM drive, it can be moved to the bottom of memory, from where it may not be reset-proof and won't get in the way of whatever else is using the reset vectors.

FUN WITH COLOURS

The final page of *TURBOprint* deals with colour conversion and gamma correction – two complex features that require much mucking about with to get right.

Mind you, this isn't *TURBOprint's* fault, it's the nature of those functions, but IrseeSoft has done its best to make the features as painless as possible to use.

The first thing to notice is the

Printed using the largest diagonal lines pattern of *TURBO-print Professional* with the gamma value adjusted to +3. Notice that the banding evident in the diagonal dots version has almost completely disappeared

Colour Separations function; this divides a on-screen colour image into its primary colours of Yellow, Magenta, Cyan and Black – known as YMCK, or sometimes as CMYK; K is used for black so as not to confuse it with another colour that begins with the letter B, like Blue or Brown. These separations – usually all four – can then be used by a printing firm to make plates from which full colour pages can be produced.

Another use is to filter out the primary colours to produce a home-made colour printout on a black-and-white printer by putting the paper through four times and using various coloured ribbons or ink cartridges.

The process isn't automatic, you have to use *TURBOprint Professional* to select each colour one at a time and do a graphic dump for each separation, but this isn't much of a bind as *TURBOprint Professional* is memory resident so you don't have to run it from disk each time, press Ctrl-Alt-T to bring up the *TURBOprint* window on the Workbench.

I tested the feature with *Deluxe Paint II* and *IV* and it works brilliantly; it also worked with those 'graphics' word processors like *KindWords*, *Wordworth*, *Pen Pal* et al....

One of the more serious criticisms of *Professional Page* is that it can't send colour separations to a dot-matrix printer. And no matter how I try, I simply cannot get *TURBOprint's* colour separations to work with it. It's baffling – everything else I tried it with worked first time, so I suppose it has to have something to do with the way *Professional Page* outputs its pages. What a bummer! I've had to revert to

part of the way through it, Ctrl-Alt-C does the job – and this hot-key works with all printouts, not just those started with a Ctrl-Alt key press.

Two more key presses let you save the entire contents of the current screen, or an area specified by dragging a box around it. These get saved to the path and filename typed into a string gadget on the Additional Functions page, which you end with (say) "00", and subsequent screen saves are saved as "filename 01", "filename02" and so on.

The final section deals with memory management.

Two buttons let you select between Normal memory and Fastmem Last; selecting the latter will allow some of those old, badly written programs to work – the kind that don't like memory expansions. Two more buttons let you choose whether the *TURBOprint* reset-proof code is located at the top or the bottom of the memory map – the top is the normal place, but if it clashes

Hand scanner latest!


In the face of stiff competition Gasteiner is to cease marketing the 64 greyscale Golden Image hand scanner, replacing it with the higher specification Alfascan Plus hand scanner.

Although the scanning head is the usual 64 grey levels Marstek M-105 Plus – the same one used by the Power Scanner – Gasteiner says that by some clever software wizardry the Alfascan Plus is able to produce 256 greyscale images. The software in question is version 2.5 of *Touch-Up*.

Along with *Touch-Up* the scanner will be bundled with a 'scanning ruler' and Migraph's Merge-It software that allows you to effortlessly splice together two halves of a wide scan. The package will retail at £179.


While on the subject, 16/32 PD (0634 710788) tells me that it is now selling the Golden Image scanner interface and *Touch-Up 2.0* software separately. This means that owners of rival scanners who use the Marstek M-105 scanning head (like DaataScan Professional) will be able to enjoy the pleasures of the *Touch-Up* software without having to buy a new package.

Touch-Up will load any IFF ILBM image produced by other scanning software, so you don't need the Golden Image interface to use the image manipulation features of *Touch-Up*; you only need to buy the interface if you intend to scan with *Touch-Up*. Note that this is the 64 greys version 2.0 of *Touch-Up*, not the 256 greys version 2.5 bundled with the Alfascan Plus.



The additional page provides some features that Workbench Preferences is lacking

TURBOprint Professional gives you complete control. As a consequence it becomes a highly complex process and, fair play to IrseeSoft, the manual goes into great detail, even giving you a worked example with a



Ah, the deeply wonderful world of colour and gamma correction. This, along with the new dither patterns on the Printer Settings page, is what makes TURBOprint Professional special

the long-winded and memory hungry technique of sending PostScript output to disk files and then using a PostScript interpreter to output the separations to my bubble jet. It's either that or (whinge, moan, humble pie...) use PageStream.

Colour correction is a real art. I mean, printers spend a lifetime learning about it and even then they still get it wrong sometimes, which is how they keep on learning.

The idea is that you want your output to look exactly as it does on-screen – exactly the same colours I mean. For instance if an area of red in the printed output is darker than the same area of red on-screen, you need to 'correct' the printed red colour.

Workbench Preferences has a very simple colour correction button,

test picture that comes on the disk.

To make things simpler, four built-in settings are provided. Dot Matrix I works well with impact printers that have four-colour ribbons; Dot Matrix II is the same but with 'screen colour error correction' (the manual explains what this is); Inkjet is for inkjet printers, like the HP PaintJet for example; and Thermo is for thermal transfer printers, the Okimate 20 for instance.

Three additional settings are provided for you to fiddle with to your heart's content. I wish you luck; if you are into colour you'll have years of fun, provided your pocket can stand the cost of all those test printouts that is.

RAY'S OF LIGHT

I've saved the best till last – the sliders that let you adjust the gamma correction and brightness levels of the printed output.

Now don't rush off and put on your lead boots, gamma correction has nothing to do with radioactivity, it

gets its name from the Greek letter 'gamma' used in the mathematical formula for this process. I think. I mean, I'm no mathematician so don't quote me on that.

It's actually quite simple to explain if you forget colours for the moment and think, instead, of levels of brightness. We'll keep to 16 levels of brightness to simplify matters, ranging from 0 (black) to 15 (white). Thinking of the 16 shades of grey from black to white might make it easier to picture, with the intermediate greys numbered 1 to 14.

Imagine that your printer produces 16 dither patterns to approximate these shades of grey (which is what it does), and imagine that colour 0 on the screen produces dither pattern 0 on the printer, colour 1 on the screen produces dither pattern 1 on the printer, and so on up to colour and dither pattern 15.

If you drew a graph of this it would be linear. In other words, a straight line would connect the points on the graph through 0,0 1,1 2,2 up to 15,15. If you moved along the Screen axis to (say) 9 and then up to the line of the graph and across to the Printer axis, the Printer value would be 9 also. One step along the Screen axis is one step along the Printer axis. Yes?

Now imagine that you've got a very dark 16 greyscale digitised or scanned image. You can't brighten every shade of grey by one or two points because this would result in shades 13 and 14 becoming 15, which is white, and parts of the image would disappear. The graph would remain linear, all we have done is make the slope steeper.

This is where gamma correction comes in. What it does is grab the middle of the line on the graph and drag it downwards or upwards, producing a concave or convex curve. The end points remain fixed on 0,0 and 15,15 but the points in between change values depending on how far you pull the line. The effect is that the parts of the image that were pure black and pure white remain the same, but if a positive gamma value is given (the line is pulled upwards) the values between grey levels are in larger steps, with the effect that fewer dark shades are produced, and more brighter shades. Supplying a positive gamma value (pulling the line down) has the opposite effect.

This is actually a very sophisticated feature. The only other program I know of that has a gamma correction feature is *The Art Department*, although that program permanently changes the screen image, which may not always be desirable because the image will dump out differently at different resolutions and on different printers.

The *Art Department* also lets you

adjust contrast and brightness, which is in effect what we were doing earlier when we upped the value of each colour by a couple of points. *TURBOprint Professional* lets you do this, with four sliders that match screen brightness levels from 0 to 32 with printer brightness levels from 0 to 32. Changing the brightness and contrast levels is of limited use because bits of the image will tend to disappear to solid white or solid black, but in certain situations it can be used to sharpen a fuzzy image or soften a harsh one.

Experimentation is required to discover the best settings for your printer and the image you are printing, but the manual provides good pointers and suggests values that work well with certain printers and output resolutions.

These settings work with colour printers which will turn your years of fun with colour correction into decades of delight fiddling with colour and gamma correction and brightness and contrast levels.

IN CONCLUSION

I am impressed with *TURBOprint Professional*. From a very subjective point of view it has visibly enhanced the quality of my magazine (*Just Amiga Monthly*) to the point where one or two interested parties have suggested I am fibbing about using a BJ-130 bubble jet printer for the output; they reckon I've been using a PostScript laser printer. So, in effect, a £50 investment has bought me £1,500 more expensive printer.

Mind you, it's no paragon of virtue. *TURBOprint Professional* has frozen on me – after having called it up several times and made changes between printouts.

Despite this and the fact that its colour separation and poster functions won't work with *ProPage*, *TURBOprint Professional* is now a permanent fixture on my machine.

If you are in the habit of using bitmaps on your pages, whether they be in colour or greyscale, and whether you have a 9-pin dot-matrix or laser printer, black-and-white or colour, I think you'll find it's £50 well spent. **AS**

SHOPPING LIST

TURBOprint Pro£49.95
by IrseeSoft Am Schlachtbichel 1
D-8951 Irsee, Germany

Distributed in the UK by:
HB Marketing, Unit 3, Poyle 14
Newlands Drive
Colnbrook
Slough SL3 0DX
☎ 0753 686000

Checkmate - The Amiga only Developers
Try WorkBench 2.0, It's well worth the upgrade.



Graphics - 24 Bit cards for everybody

AVideo 24 + TVPaint only £ 599.00

The new king in 24 bit graphics, with these features:-
768x580 resolution in 24 bit or double buffered 12bit
TVPaint 1.6 paint software, same as Harlequin.
Overlay Amiga graphics on top of AVideo image.
Works with any external Genlock.
Full IFF 24 bit support and now JPEG!

AVideo 24 Graphics + TVPaint 1.6



Yes this is possible
on the AVideo, PIP
static 24 bit display,
on any screen.
This facility works
with workbench 2.0
Flicker Fixer
Compatible.

Hardware - Best Prices in Town

A500 Expansion Cases

CDL A1500 Expansion system for the A500 - New Low Price.	£ 169.00
CDL A2000 Internal Slot, for CDL A1500.	£ 69.00
CDL A590 Kit for fitting A590 complete with drives internal.	£ 69.00
CDL 200Watt power supply, never run out of power	£ 79.00
GVP Products for A1500, A2000, A3000 and A500 in HiQ upgrades.	

SCSI / 8mb RAM Drive systems.

A2000 version 0k Ram, 52mb Quantum £ 299.00

A500 version 0k Ram, 52mb Quantum £ 399.00

Add £ 200 for 105mb version, Ram £ 90.00 per 2mb

HiQ Tower System shipping NOW!!

converts A500 to full B2000 Specification

Only £ 399.00

Fusion 40, runs in HiQ Tower £ 1295.00

Ring For a Catalogue on all of these products and much more!

HiQ 68040 Power System

The Ultimate Amiga system ever put together.
Forget Captain Diamond.

The HiQ Paint and Animation System.

comes as standard with:-

Hiq Tower System with Amiga Plus Motherboard.

Complete WorkBench 2.04 Operating system

2Mb Chip Ram, and 4Mb of 32 Bit Fast Ram.

Fusion 40 running at 28MHz = 20 mips

105Mb SCSI hard Disk and Controller.

AVideo 24, TVPaint 1.6, + DPaint III + Lemmings

ONLY £ 2999.00 inc VAT

Checkmate



Tel +44 (0)71-923 0658
Fax +44 (0)71-254 1655
BBS +44 (0)71-923 2608
80 Mildmay Park
London, N1 4PR, UK

Telephone:
(0543) 473131



Telephone:
(0543) 473131

MEMORY UPGRADES A500

512K no clock	16 chip	£19.99
	4 chip	£23.95
512K with clock	16 chip	£24.99
	4 chip	£27.95
1Mb thru board		£59.95
(To use with 512K upgrade to give 1.5Mb upgrade)		
1.5Mb with clock		£69.95

MEMORY UPGRADES A500 PLUS

1Mb (Populated to 1/2Mb)	£39.99
1Mb (Fully populated)	£59.95

ROM SHARER 2.04 → 1.3

Rom Sharer	£29.99
Enables A500 Plus owners to run A500 compatible software.	
Will need 1.3 Kickstart	£39.00

DISKS

3.5" DS/DD	100+	only 33p
	50+	only 36p
	1+	only 39p

ACCESSORIES

Mouse ST/Amiga replacement	£14.99
20 Cap. Disk Box 3.5"	£2.99
40 cap. lockable disk box 3.5"	£4.50
80 cap lockable disk box 3.5"	£5.99
100 cap lockable disk box 3.5"	£6.99
Dust covers Am/ST	£3.99
Dust covers printer/monitor	from £5.99
Mouse mat 6mm	£2.99
Mouse mat 9mm	£3.99

Leads and ribbons - most requirements can be supplied - please telephone for quote.

SERVICES

Fitting and repair	£P.O.A.
--------------------	---------

SIMMS

Amazing pricing on the following.
Can you beat these prices?

256K x 8/9 (1/4Mb)	Only £10.00
1Mb x 8/9 (1Mb)	Only £30.00
4Mb x 9 (4Mb)	Only £120.00

CHIPS & BITS

256K x 1 DRAM90p
256K x 4 DRAM£3.95
1Mb x 1 DRAM£3.95
1Mb x 4 DRAM£25.00
4Mb x 1 DRAM£25.00
8372A Fatter Agnus£POA
1-3 Kickstart£39.00

SUPRA 500 RX EXTERNAL MEMORY EXPANSION

500 RX	1MbOnly £145.00
	2MbOnly £185.00
	4MbOnly £269.00
	8MbOnly £419.00

Only 1" wide. Plugs directly onto the side of your Amiga - it only takes a few moments to fit.

Phone now for your best deal around.

FLOPPY DRIVES

3.5" DS/DD external drive	£49.99
3.5" DS/DD internal replacement	£44.00
Quiet, slim, high quality mechanisms.	

HARD DRIVES

As we supply nearly all makes please state the make and model on your enquiry/order and we will supply at "The market price". Please call for confirmation of price and delivery.

SUPRA MODEMS

Get to those software bill boards; or anything you want down the phone - ready to go on line.

Supra 2400	£119.00
Supra 2400 Plus	£174.00
2400 Plus has error correction and data compression. Both include:	
★ RS232 interface	
★ Internal diagnostics	
★ Programmable number storage	
★ Tone pulse autodial/answer	
★ 100% Hayes compatible	

QUALITY GUARANTEE

All products are made using leading edge technology to the highest standards and are fully guaranteed.

Prices include VAT. P&P EXTRA please enquire when ordering. Prices and specifications are subject to change without notice. E. & O.E.

GLOBAL COMPUTING

Yoxall, Burton-upon-Trent, Staffs DE13 8NR

Telephone: (0543) 473131



We Must be Mad

Due to massive bulk buying and low cost advertising we can offer you The Best Disks at most Competitive Prices

3.5" DSDD DISKS FROM 35p INC VAT + LABELS For Qty's of 100+

Qty's below 100 @38p each; 250+@34p each; 500+@33p each.
ALL DISKS CERTIFIED 100% ERROR FREE

SONY 3.5" 38p 3.5" DSHD ..65p
5.25" DSDD.24p
5.25" DSHD 36p

100 Capacity Disk Box.....4.25 50 Capacity Disk Box3.50

Mouse Pockets.....1.75 Mouse Mat2.25

Printer Stand4.25 Amiga/Atari Dust cover....2.50

Posso Box.....15.95 3.5"/5.25" Cleaning Kit...1.95

Amiga 512K RAM Expansion with clock24.95

Amiga/Atari External Drive.....54.95

THIS MONTHS SPECIAL OFFER
200 3.5"DSDD Disks
+2 x 100 Cap Boxes **74.95**

Please add £3.35 p&p/next day £8.50. Cheques/POs to PLC COMPUTER SUPPLIES

PLC COMPUTER SUPPLIES (Dept. ASH)
11 Meakin Avenue, Clayton, Newcastle,
Staffs. ST5 4EY.

TELESALES HOTLINE
0782 212970

All prices are correct at time of going to press

Swift Microcomputers Ltd

84 High Street North, Dunstable, Bedfordshire, LU6 3HP

Tel: (0582) 476257 Fax: (0582) 478258

COMPUTERS

COMMODORE CDTV
£446

AMIGA A500 +
CARTOON
CLASSICS
£349

AMIGA A500 + 2Mb
RAM CARTOON
CLASSICS
£399

A500 WITH
1Mb RAM EXTERNAL
DRIVE
£369

SUPRA 52Mb HD
£375

SUPRA 105Mb HD
£475

GVP 52Mb HD
£375

3.5" DS/DD DISKS

50£21.00
100£33.00
250£77.00
500+Call for best price

3.5" DS/HD DISKS

10£6.00
50£28.00
100£54.00

PHILIPS
CM8833 Mk2
£215
inc. lead

KAO BRANDED
3.5" DS/DD

Box of 10 DS/DD
£6.50

UPGRADING

Internal drive....£48
External drive...£49
Cumana drive...£59
.5Mb RAM£21
1Mb RAM (+) ...£41
2.04 K/Start.....£49
Hi-res S/Denise...£36
Fatter Agnus£49
ROM Sharer.....£29

PRINTERS

Canon BJ10e.....£239
Star LC20.....£150
Star LC24-10.....£219
Star LC200.....£209
Star LC24-200.....£269

HOW TO ORDER

Visit our showroom
with easy parking or
send cheque/postal
order to the above
address. Visa and
Access accepted.

ALL PRICES INCLUDE VAT AND DELIVERY
ADD £9 FOR NEXT DAY DELIVERY

AMIGA PD

**FOR A FAST AND RELIABLE BUT FOREMOST
FRIENDLY SERVICE**

1-9 disks **£1.20**
10+ disks **99p**

A selection from our vast library...

No minimum order
(All orders despatched within 24 hrs)

AMIGA PD

DEMOS

DE001 Red Sector Demo Maker
DE006 Ghost Writer
DE008 Speech Toy
DE009 Abnormal Demo
DE015 Predators (2)
DE017 Wave Sailing (2)
DE019 Robocop 2
DE020 Light 3D (Anim)
DE021 Harlequin Demo
DE022 Red Dwarf (2)*
DE025 Bass Megademo
DE037 Budbrain 2
DE042 Real Time Fractal
DE045 Simpsons Slideshow
DE047 Fraxion Revenge
DE060 Keffrens Wall Demo
DE075 Star Trek (Dry Dock)
DE076 Star Trek (Craft)
DE078 Iraq v USA Demo
DE088 Rush Amiga Tools
DE092 Life of Brian (2)
DE099 Robocop 1 Anim
DE103 It Came From The Desert
DE106 Evil Dead (2)*
DE107 Evil Dead 2 (Playable)
DE128 Magnetic Fields Demo 40
DE129 Magnetic Fields Demo 41
DE140 Adams Family
DE147 Space Balls Demo
DE148 Aliens Slideshow
DE165 Dark Demon Slideshow
DE166 Can I Play With Madness

GAMES

GA001 Air Warrior
GA003 Boulderdash
GA004 Monopoly (E/Version)
GA008 Pipeline
GA009 Classic Games (Vol 1)
GA010 Classic Games (Vol 2)
GA011 Classic Games (Vol 3)
GA012 Classic Games (Vol 4)
GA013 Classic Games (Vol 5)
GA014 Star Trek Next Generation
GA015 Star Trek (Eng) v2.0 (2)
GA018 Pac Man
GA021 Robocop Goes to Iraq
GA026 Dragons Cave
GA030 Tennis
GA031 Treasure Hunt
GA038 Trek Trivia
GA041 Drip, 15 playable levels
GA042 No One Mines
GA043 Lemming, 5 playable levels
GA047 Sealance
GA052 Llamtron by Jeff Minter
GA064 Two Player Soccer
GA067 Truckin' (Brill) (2)
GA070 Tomcat
GA073 Zeus the Game

Feel free to call Startronics for any
Amiga title you wish to get hold of.

ACCESSORIES

3.5" 50 cap box£4.95
3.5" 100 cap box£5.90
Banx Box£9.00

DISKS SPECIAL OFFER

Sony Bulk 10£4.90
KAO Bulk 10£4.99
Phone for price

UTILITIES

UT001 Batbench
UT005 A-Gene (Family Tree)
UT009 Rainbow Writer
UT013 Jazzbench
UT014 Icon mania
UT017 Beginners Set (Get It)
UT018 Adventure Writer
UT024 Fonts & Logos
UT025 Keymap Editor
UT028 Pagesetter Clip Art
UT030 Noise Player v3.00
UT031 QED Text Editor
UT032 Ultimate Bootblocker
UT035 Digitised Sample Player
UT039 Steel Moon Utils
UT042 Text Plus (w/p)
UT043 Wordwright (w/p) Brill
UT046 Pendle Europa Utils
UT051 Amibase v3.76 d/base
UT052 IFF Fonts and Surfaces
UT057 C64 Emulator
UT065 Super Copies Disk
UT069 Icon Fun
UT076 Disk Salvager (A must)
UT089 The Sand Man Utils
UT092 Darkstar Utils 2
UT093 Darkstar Utils 3
UT100 Full Force Utils
UT104 Public Enemy Utils
UT106 Word Frenzy
UT107 Golf Recorder v1.6
UT108 Virus Blitz

MUSIC

MU001 57 Amazing Tunes
MU004 Genesis
MU008 Dirty Digit Songs
MU010 Desire Lego Land
MU015 100 Greatest (C64) Tunes
MU017 Digital Concert 2
MU018 Digital Concert 3
MU019 Digital Concert 4
MU020 Digital Concert 5
MU021 Digital Concert 6
MU024 Betty Boo
MU026 Phil Collins
MU031 Vivaldi's Four Seasons
MU036 The Wall by Pink Floyd (6)

SETS

SPD001 Beginners 1(5 disks - £5.80)
SPD002 Beginners 2(5 disks - £5.80)
SPD003 Clip Art 1(4 disks - £4.60)
SPD004 Clip Art 2(4 disks - £4.60)
SPD005 Adult 1(5 disks - £5.80)
SPD006 Adult 2(5 disks - £5.80)
SPD007 Beginners 3(5 disks - £5.80)
SPD008 Clip Art 3(4 disks - £4.60)
SPD009 Adult 3(5 disks - £5.80)
SPD010 Games 1(5 disks - £5.80)
SPD011 Games 2(5 disks - £5.80)
SPD012 Educational 1(4 disks - £4.60)
SPD013 Educational II(4 disks - £4.60)
SPD014 Edu/Science(4 disks - £4.60)

* = 2 drives needed
No. in brackets = no. of disks

061 370 9115

**4 Arnold Drive, Droylsden,
Manchester, M35 6RE**

Postage and Packing 70p. Add £3.15 per item for disk boxes
Please submit payment by cheque or postal order



Free Programs

Order 10 get 1 FREE
Order 20 get 2 FREE
Order 25 get 3 FREE



Welcome back to the comms pages. This month I'll be looking at how comms can breathe new life into your social scene, as well as homing in on electronic mail, conferencing systems and CIX.

ELECTRONIC MAIL

Electronic mail, or E-Mail, is very similar to the 'normal' postage service in that messages are written by one person and 'posted' to another. Posting the message involves uploading it to a bulletin board system of some sort, where it is placed in the 'mailbox' of the user to whom you are sending the mail. Next time that user logs on to the system they are informed that a message is waiting, then they can collect it and read it.

Electronic mail has several advantages, in particular speed. Provided the recipient of the message calls the bulletin board concerned regularly, an E-Mail message can be received within a few minutes; even transatlantic messages only take a few hours.

Files can also be sent via electronic mail, although they sometimes need to be encoded in a text format before they are sent. This means that the recipient needs the same software to decode the message at the other end. Standards do exist though and this doesn't normally prove to be too much of a problem.

Pictures and diagrams are more difficult to send via electronic mail, but if they are in machine readable form, an IFF image for instance, they can be encoded and sent as normal files. Recently, for example, a number of digitised images of rock bands have been circulated using encoded mail messages, not particularly useful, but the pictures could quite easily have been circuit diagrams or architects' drawings.

E-Mail is ideal for rapid transfer of information, be it the latest

Toe the party-line

This month Phil Harris begins our look at the social side of comms with a closer look at electronic mail, conferencing and Compulink Information eXchange

version of a piece of software from America, or a comms article for an Amiga magazine, E-Mail is often faster, cheaper and more reliable than snail mail.

CONFERENCING SYSTEMS

Conferencing systems are an extension of bulletin boards and electronic mail where the emphasis is placed on messages and discussion rather than files, although files do often play a large part.

Conferencing systems are usually very large with plenty of storage space for the vast amount of messages which are posted every day and with several telephone lines into the system to allow more than one user to be on the board at one time.

Conferencing systems are divided into sections (conferences) devoted to one particular subject. Subjects vary immensely, anything from Amigas to role-playing games to beards!

Each conference operates in a similar manner to more traditional types of conference. A group of

Type 'cix' at the 'login' prompt to get started.

Port 13, Minerva.

login: cix

```

-----
Welcome to - The Compulink Information eXchange
-----
Provided by:
CIX
Suite 2, The Sanctuary
Oakhill Grove, Surbiton
Surrey KT6 6DU
Voice: 081 390-8446

081 390-1244 Tricom Modems with V21 V22 V23 V22bis Level 5 MNP 26 lines
081 390-5252 Tricom Modems with V21 V22 V23 V22bis Level 5 MNP 14 lines
081 390-9499 DataFlex Hexacom modems V32 12000 Level 5 MNP 4 Lines
081 390-9800 Amber Logic Mistral V32 12000 V42bis Level 5 MNP 4 lines
081 390-9787 Hayes UltraS with V32 9600 and V42bis Level 5 MNP 4 Lines
081 390-1255 Courier HST DS V32 HST-14400 V42bis Level 5 MNP 16 lines
And now, PSS access using our NUA of 2342 1330 0310

If you type "gix" instead of "cix", this screen will not be displayed
Use 8 databits, 1 stop bit and no parity otherwise CIX will not talk to you
CIX Version 1.391 9/1/92
You are on line! ttyq?
Nickname? (Enter 'new' for new user) piharris

NConn v1.921 CIX 2 02:52 00:00
  
```

Are you lonesome tonight? Never again, with CIX. All those hours of friendly chats and debates are just a few key-presses away from the title screen...

people get together and discuss the subject in question by posting messages on the board. The difference being that the discussion takes place over a period of time and participants are situated all over the country or even the world.

This is the greatest advantage of computer-based conferencing. Not everyone need be in the same place at the same time. One person will start a conversation, or 'thread'; as time progresses and other people visit the board, comments to the message will appear and the discussion, or argument, progresses.

Sometimes a thread will progress rapidly. If a couple of people are on-line at the same time an almost real time conversation can

result, with one person replying to the other's comments immediately after they appear on the board. The conversation can progress more slowly, particularly in the quieter, minority conferences where the participants log on less frequently.

Beginners can use appropriate conferences to ask questions when they are stuck; they will usually be greeted with a host of replies from more experienced members of the conference. In particular, advice is available on which program is suitable for a particular task or how to use a certain program.

But experts are well catered for too. Computer professionals often log on during the daytime using

continued on page 89

CIX TERMS

CIX has its own set of terminology that pops up now and again, some of which can be very confusing.

Binmail - BINary MAIL. The system used to send programs and archives to other CIX users.

Blink - The process of logging on to CIX, archiving unread messages and then leaving, as is done with an off-line reader.

CIXen - A CIX user.

Conference - A subject area, a collection of topics.

Flame - An abusive reply to a comment.

Lurking - The habit of hanging around in a conference, without saying anything.

Shouting - Typing something in capital letters is used to SHOUT a word, emphasising it.

Thread - A discussion within a conference.

Topic - One smaller area within a conference, devoted to an area of the subject under discussion.

**OMEGA
PROJECTS**
(EUROPE) LTD

14 DERWENT CLOSE
CULCHETH
WARRINGTON
CHESHIRE, WA3 5DY



0925-763946

FOR ORDERS AND TECHNICAL QUERIES

ALL PRICES INCLUDE VAT

ALL CHEQUES, P.O.,
ETC SHOULD BE MADE
PAYABLE TO OMEGA
PROJECTS LTD. WE
ALSO TAKE ACCESS,
VISA, MASTERCARD
& EUROCARD

SOUND ENHANCER

HARDWARE 34.95

100% COMPATIBLE
WITH ALL SOFTWARE

IF YOU THOUGHT THAT THE AMIGA SOUND WAS GOOD THEN YOU ARE IN FOR A REAL SHOCK, AS YOU CAN ENHANCE THE SOUND TO NEW HEIGHTS WITH THE BRAND NEW RELEASE FROM OMEGA PROJECTS: LOOK OUT FOR THE REVIEWS

AMI-BACK

The WORLDS fastest, most reliable hard disk back-up utility available for the AMIGA. Backs up to 4 floppy drives (not 2 like the competitors) or to TAPE STREAMER without the need for additional software, has a built-in SCHEDULER. Selective back-up, or Disk Image. Guaranteed, better than any other on the market.

49.95

AMIGA DOS 2.0
COMPATIBLE

150/250Meg SCSI TAPE STREAMER

The ULTIMATE back-up device + FREE copy of AMI-BACK

INTERNAL

499.95

AMIGA DOS 2.0

EXTERNAL

599.95

COMPATIBLE

AMIGA 1500 + SOFTWARE

599.95

NO SOFTWARE

549.95

BARE SCSI (UPGRADE) DRIVES

Quantum	52Meg	199.95
Quantum	105Meg	349.95
Quantum	210Meg	639.95
Syquest	44Meg	399.95
Syquest	88Meg	499.95
Seagate	49Meg	175.00
Seagate	380Meg	599.95
SCSI Case, inc PSU		109.95

SUPER CARD-AMI II

THE ULTIMATE & GENUINE DISK DUPLICATOR.
FULL UK SUPPORT & UK USER GROUP SET UP

A500 **34.95** A1500/2000

ST-506 HARD DISK INTERFACE FOR A500. FITS
IN TRAPDOOR COMPLETE 512K RAM + CLOCK

49.95

SUPRA RAM 500 RX

External memory expansion for Amiga
500 & 500 Plus. Adds up to 8 meg.

1 Meg	149.95	4 Meg	259.95
2 Meg	179.95	8 Meg	379.95

SUPRA

HARD DRIVE SYSTEMS

500XP 52MEG 349.95

500XP 105MEG 499.95

PLUS UP TO 8 MEG RAM

CSA MEGA-MIDGET RACER

The UK's biggest selling ACCELERATOR card. For the A500/2000. Offering a modular design allowing you to buy what you can afford then expand later. Up to 38MHz CPU + 50MHz Co-pro + 8 Meg 32bit ram + 512k Shadow (STATIC) ram

PRICES start as low as **349.95**

As OFFICIAL CSA DISTRIBUTORS for the MMR we offer a 65% buy back policy.
This means that if you upgrade, you won't be stuck with anything.

MICROBOTICS VXL-30

A500/1500/2000 ACCELERATOR CARD

68030	289.95	68030	389.95
25Mhz		40Mhz	

GVP SERIES 2 (A1500/2000) SCSI + UP TO 8 Meg of Ram

52Meg 299.95 ADD 70.00 PER 2 meg
105Meg 499.95 IF ORDERED AT SAME TIME

NEXUS (A1500/2000) SCSI + UP TO 8 Meg of Ram

52 Meg 399.95 ADD 70.00 PER 2 Meg
105Meg 599.95 IF ORDERED AT SAME TIME

C.D.T.V.

499.95

GVP

IMPACT 500 HARD DRIVE

Expandable to 8 Meg ram

52Meg 399.95
105Meg 549.95

ADD 70.00 PER 2 Meg IF
ORDERED AT SAME
TIME AS DRIVE.

200 WATT PSU

COMPLETE WITH A500 POWER CABLE &
OPTIONAL HARD DRIVE POWER LEAD

READY TO PLUG
IN AND GO

79.95

FAN COOLED

GVP SERIES II 68030 COMBO CARD

This affordable ACCELERATOR
CARD for the A1500/2000 gives your
Amiga a new outlook on processing.
Complete with CO-PRO, 32 BIT RAM,
and SCSI HARD DISK controller.

Allowing transfers in excess of 1.2meg/sec

22Mhz + 1Meg 32 bit ram	599.95
33Mhz + 4meg 32 bit ram	999.95
50Mhz + 4meg 32 bit ram	1499.95

GVP IV24

24 bit professional video adaptor. Features 16
million colours on screen at once. Built in
Genlock, F/Fixer, frame buffer, Frame grab-
ber, and Digital keyer. Comes with Caligari
3D. Scala IV24, & Macro Paint

1799.00

A500 PLUS 1 MEG UPGRADE

TAKES YOUR A500 PLUS
TO 2 Megabytes of CHIP RAM

54.95

continued from page 87

company accounts and offer advice on the more difficult questions, even going as far as writing some example code or uploading an appropriate program to help out.

Companies producing software will sometimes provide on-line support for their products including upgrades and bug fixes for registered users and news and information for the world in general. The level of support varies depending on the company. Some will use a 'closed' conference where access is usually restricted to registered users, while others leave the conference 'open' and invite anyone to take part.

Larger companies also take advantage of conferencing systems by having their own confidential conferences which are not available generally. These areas can be used by a company's employees and associates to discuss ideas and distribute information quickly.

In addition to the messaging aspects of a conferencing, files are also covered. Most conferences will have a place where relevant files can be uploaded for others, and often there will be a central area where all files on the system are available.

PICK UP SOME PD

Programs available vary, all the usual public domain software can be found, as on any other bulletin board, but source code for programs can be found in abundance. If you've got a task you want doing, the chances are someone will have written the code to do it and will be willing to upload it or, at least, give some hints on how to go about it. Shareware authors also haunt conferencing systems, uploading their latest software, and providing on-line support for people who register the product.

Some systems also provide other services (usually on a charge per use basis) including on-line shopping, details of current share prices, weather forecasts, sports results, TV guides and theatre information.

Conferencing systems are usually run on a profit-making basis, because of the high costs involved in buying and maintaining the computer equipment required to run a complex conferencing system. But costs are not too high and sensible usage coupled with the use of off-line readers keeps the costs down.

Sometimes a conferencing system will acquire an idiot user, who delights in annoying other users of the system. Such people are usually ignored, and once they come to the attention of the administration running the conferencing system they are removed. Luckily these occurrences are rare and a friendly

contain only rotting piles of unidentifiable junk. Until now, you've never ventured lower than the ground floors of the monolithic classroom and dorm buildings, avoiding the warren of tunnels that connect them.

But tonight something draws you down into the mysterious depths of the institute. Perhaps it's the blizzard raging outside, making the outdoors as threatening as anything you could imagine within. Perhaps it's the nightmare you had, hinting at horrific mysteries below and leaving you with a strange object that seems to lead you inexorably downward. Or perhaps it's just another way for you to avoid writing that twenty page term paper you have due tomorrow.

In any event, you soon find yourself wandering away from your computer and into the dark nether regions of GUE Tech. Suddenly you're in a world that rivals your most hideous visions, a realm of horror lurking beneath the calm corridors and study halls.

Shapes emerge from dark corners. Eerie sounds draw closer. Sliny passageways lead to sight so horrifying that they will feed your nightmares for weeks.

Now if that ain't Lovecraft inspired nothing is!

Philip

No more unread messages in this topic.
Hit <RETURN> for next active conf/topic.
Read:

4Comm #1.921

CIX 2

02:58 00:06

This mysterious message is what you make of it. When you delve into the different conference topics available, you never know what you might come across when you're browsing

JARGON BUSTING • JARGON BUSTING

Archive – A file containing a program and any documentation, source code etc associated with it, compressed into one file to allow easy uploading and downloading. Archiving programs available include ARC, LHARC and ZIP.

Baud Bits per Second – A measurement of the speed of a modem. Dividing the Baud rate by ten gives a rough estimate as to the speed in characters per second that the modem operates at.

BBS – A Bulletin Board System. A BBS is simply an electronic noticeboard. Callers to the system leave messages for other users to see or they can download and upload files for other people. When calling a BBS it is important to remember that you are a visitor on another person's system and behave appropriately.

CIX – Compulink Information Exchange. A commercial conferencing system with message areas (conferences) for just about every subject imaginable. The favourite haunt for programmers and journalists.

Download – To transfer a file from a BBS to your own computer. Boards will usually limit the amount of time you have to spend downloading files, although many boards reward uploads with longer download times. Even if this is not the case, you should try and upload a new file every now and again, to keep the board fresh and show your appreciation to the sysop.

E-Mail – Electronic Mail. The process of transferring messages and sometimes files between modem owners.

Mailbox – The place where a person's Electronic Mail is stored.

Modem – A MODulator DEModulator. A modem is used to translate digital signals from your computer to and from audible signals that can be transmitted down a telephone line.

Sysop – The SYStem Operator, the person who runs the BBS you are calling, usually voluntarily in his or her spare time.

Terminal – A software package which allows you to communicate with a modem; features vary but all include a transfer protocol of some sort.

Transfer Protocol – A method of ensuring error-free transmission of files. A transfer protocol is a system for checking and acknowledging sections or 'packets' of a file, each packet is re-sent until it arrives correctly, making sure each program transmitted arrives in good condition. There are many protocols available. XModem and ZModem being the most common.

Upload – To transfer a file from your own computer to a BBS.

atmosphere pervades.

Conferencing systems allow people from all walks of life to mix and chat, everyone is equal and there are few prejudices to get in the way of friendly discussion. Arguments do occur and people fall out, but disputes are generally short lived. Conferencing systems are a great place to meet people.

KICKING INTO CIX

Britain's biggest conferencing system is the Compulink Information eXchange based in Surbiton, Surrey. CIX receives around 4,000 calls a day although the actual number of callers is somewhere in the region of 1,000-1,500, each one calling two or three times a day. There are over 1,000 conferences covering every imaginable subject, an on-line game called *Federation II* and a link to the Unix network of computers, Usenet.

The majority of bulletin boards work on a menu system, the board is navigated using a selection of key presses chosen from on-screen menus. While this is easy to use it is quite slow, particularly if the menus are large.

CIX uses command line based commands to move around, enter messages and download files. While this takes some time to get used to and learn the commands, it offers much more versatility than a normal menu based system.

Users move between conferences by typing in commands much like those in the AmigaDOS Shell. Eg, typing JOIN LEMMINGS would join the conference for *Lemmings* addicts. Once you've joined a conference you are in READ mode. From here messages can be read or transferred to a special area called the SCRATCHPAD.

The SCRATCHPAD is a temporary file which can be used to store messages and text files for later use. The scratchpad is one of CIX's most powerful features. Its main use is for reading all the unread messages on the board and downloading them in one big chunk, usually archived, to be read off-line using an off-line reader such as Query (see below).

The scratchpad can also be used to create a script file, a series of CIX commands which can be executed, just like an AmigaDOS script. This allows rapid manoeuvring of the board and is used by off-line readers to add messages written off-line.

There are two methods of adding a message to a conference by hand. The first is to 'say' a new message. This starts a new conversation (thread) which will grow as other users "comment" to your message. To comment to a message you have just read, you type COMMENT and then enter your reply.

continued on page 91



DATEPLEX COMPUTERS LTD.

129 Bath Road,
Slough,
Berkshire,
SL1 3UW
Tel: 0753 535557

19 High Street,
Old Town,
Swindon, Wilts
Tel: 0793 488448

Prices including VAT

SHOWROOM

open:
Mon - Fri
9.30 - 5.30
Saturday
9.30 - 4.30

MAILORDER
Consumables
add £2.50
Hardware
add £9.00
(courier)



AMIGA A500 PLUS (CARTOON CLASSIC PACK)

Includes new A500 Plus with
1Mb RAM, Lemmings, The
Simpsons, Captain Planet,
Deluxe Paint III

£330 inc VAT

AMIGA A500 (FIRST STEPS)

Amiga A500
Plus educational software

£435 inc VAT

AMIGA A1500 new version

A1500 Accounts Plus pack
including Puzznick, Toki, Elf,
Operating Systems Software,
Home Accounts,
Platinum Works,
Deluxe Paint III + manual

£560 inc VAT

ADDITIONAL PACKS

Amiga A500 Plus Cartoon Classic
with 10 extra games£359
A500 Basic Pack (stand alone old version)
plus 10 extra games plus Photon Paint
plus GFA Basic£295

ACCESSORIES

512K Ram + clock£35.00
1 Meg Ram + Clock£115.00
A500 Power Supply Unit£39.00
Naksha Mouse plus Operation Stealth£29.00
1Mb upgrade for A500 Plus£49.00
14" screen filter£17.00

MONITORS

Philips CM8833 MK II Colour Monitor + FREE Lead

£210 inc VAT

PRINTERS

Star LC20 Mono£135
Star LC200 Colour (9 pin)£188
Star LC24 200 (24 pin mono)£209
Star LC24 200 Colour (24 pin)£258
Panasonic KXP1124£235
Panasonic KXP 1123£185
Citizen 120D +£125
Citizen Swift 24E + Colour Upgrade£290
Citizen Swift 9 + Colour Upgrade£195
Starjet Bubblejet Printer, SJ48£229
Canon BJ10EX£234
HP Deskjet 500 + Leads£352
HP Deskjet 500 (colour)£587
Sheetfeeder£58

All above come complete with leads

AMIGA HARD DRIVES / HARD CARD (GVP SERIES II)

FOR A1500
52Mb h/card (0-8Mb)£275
120Mb h/card (0-8Mb)£445
FOR A500
52Mb h/card (0-8Mb)£365
105Mb h/card (0-8Mb)£525

Upgrade the above with 1Mb SIMM module £39

VORTEX AT ONCE PLUS

PC Emulator for A500, A500 plus and A1500
£199 inc. VAT

AMIGA DRIVES

1 Meg 3.5" internal£55
1 Meg 3.5" external (Cumana)£57



AMIGANUTS UNITED

169 DALE VALLEY ROAD, HOLLYBROOK, SOUTHAMPTON, SO1 6QX.
WORLDWIDE DISTRIBUTORS OF THE DEDICATED AMIGA CODERS
CLUB DISKS. EUROPEAN DISTRIBUTOR FOR THE T.BAG DISKS.
Numbers 1 to 63 NOW AVAILABLE.



**ALL ARE V2 COMPATIBLE - V2 COMPATIBLE PROGS ALSO DENOTED IN OUR
CATALOGUE. MAIL ORDER ONLY - IF MAKING AN ENQUIRY, PLEASE ENCLOSE S.A.E.**

INTO MUSIC? Then the eight channel Midi compatible OctaMed V2 is for
you! Contains full notation with notation editor, (staves), print facility plus 16
track display for Midi users. It also has its own built in sampler.
All this for £20.00 (note that you do not need a Midi keyboard to use this
excellent music program).

THE OCTAMED MANUAL IS HERE!!!

Not just a copy of the instructions already on your disk but a complete
authorised re-write which will show you what an excellent utility it is.
Parts also cover the earlier Public Domain med program as well.

Send for your copy now! **ONLY £9.95**
**ALL ORDERS FOR THE MANUAL WILL INCLUDE
A FREE AMIGANUTS CATALOGUE DISK**

ARE YOU INTO CODING? - NEW TO COMPUTING? - The Amiga Coders
Club is for you! If you want to learn how to assemble that strange looking
code, you need us. Amiga Coders Club are now being sold worldwide, so why
not find out why they are so popular for yourself? Each issue contains loads of
source ready to assemble and are also packed with help, tips, contacts, letters
plus advice. ACC is published monthly and is available for the low price of
£4.00 per issue. Our special introductory compressed ACC Disk 1 to 4 IS
ONLY £2.00, so order your copy now!

Postage for all EC countries, (including U.K), Add 50p - non EEC £1.50.
Orders from overseas customers must be by bank draft, postal or Eurocheque.
(sorry but we do not accept credit card orders as these would push up prices).
The new 1992 catalogue is available now! £1.50 (don't forget to add postage).

INTUISYS COMING SOON FROM AMIGANUTS

IntuiSys: an easy to use multimedia authoring system which can be
used for development of anything from an educational presentation to
a disk magazine, full Arexx support - IFF compatible - up to 65000
pages can be implemented, each page can have its own colour palette
- attractive, easy user interface. Further details on release date and
price will be in June's Amiga Shopper. You can even have OctaMED
music running in the background.

TECHNOMANIA

Commodore Amiga Plus Cartoon Classics Pack

3 Great Games
Lemmings (Psygnosis' Smash Hit)
The Simpsons versus the Space Mutants
Captain Planet and the Planetes

Also Deluxe Paint III (Electronic Arts Superb Art Package)
Computer comes with 1mb chip Ram as standard

£359.99

Commodore Amiga 1500

1 Megabyte of memory, two 3.5" disk drives
and the following software:
Toki, ELF, Puzznic, Home Accounts
and The Works (integrated word processor,
spreadsheet and database)

£599.99

With Philips CM8833 Mk2 Colour Monitor

£829.99

MONITORS

Commodore 1084S£259.99
Philips CM8833 Mk2 (inc. cable, free copy
of F19 and one year on site
maintenance)£244.99

PRINTERS. (all printers include cable)

Citizen 120D+£124.99
Citizen 124D£189.99
Citizen Swift 9 Colour£189.99
Citizen Swift 24E Colour£289.99
Citizen Project£409.99

Canon BJ10EX£249.99

Star LC20£149.99
Star LC200 colour£229.99
Star LC24-200 mono£259.99
Star LC24-200 colour£299.99

ACCESSORIES

Cumana CAX354 External Disk Drive£59.99

512K memory upgrade with clock£29.99

Contriver Replacement Mouse£14.99
Naksha Mouse with Operation Stealth£26.99
GVP Series II 52mb Hard Drive£379.99
Above for Amiga 1500/200£289.99

Dataflyer 500 fitted with 52Mb Hard Drive..£299.99

VXL030 25MHz Accelerator Board for Amiga
500, 1500 & 2000£259.99
VXL030 40MHz Accelerator Board for Amiga£259.99
Maths-Processor (FPU) upgrades and up to 8Mb
of 32 bit memory also available for VXL030.

KCS PC Emulator£224.99

Many other products available. Please phone for
a price on your specific requirement.

**All prices include
17.5% VAT and
Next Day Delivery
on Hardware**



**TECHNOMANIA,
13 WELLBURN STREET
DUNDEE, TAYSIDE DD2 2RR.**

PHONE: 0382 22323

FAX: 0382 400444



**Please allow five working
days for cheque clearance.
Prices are subject to
change without prior
notice. Orders received by
3pm despatched same day.**

continued from page 89

Messages are entered using a text 'gobbler' which reads in the text you've entered and provides no editing tools at all. Once the message is entered it can be modified using one of the built-in editors, neither of which are easy to use.

The 'verbose' editor is aimed at beginners and is the default for new users. It only has a few options, most usefully, LIST (which lists the message entered so far, including line numbers for other options), APPEND which puts you back in the text gobbler, DELETE which deletes lines, EXIT (saves the changes you have made), QUIT (which doesn't) and SUBSTITUTE.

The substitute command gives you a limited search and replace capability. Firstly you enter the number of the line you wish to edit, then you enter a text string such as /uurdvark/aardvark/ for example, will cause occurrences of the word uurdvark to be replaced with aardvark on the line specified.

The second CIX editor is the 'quiet' editor, it's more powerful, and aimed at the more experienced user. The list function is still there, but you must specify the lines you wish to see. You can also insert text between other lines and move incorrectly placed lines around. There are also search and replace commands which can be made 'global' to operate on the whole file.

The quiet editor is more powerful but more difficult to use. Most of the time the extra features won't be needed, and when they are, you will probably have moved on to off-line reader anyway.

THE HANDSOME PROFILE

Once you get used to using CIX you will want to customise it to your own requirements. This is where a file called PROFILE comes in. A profile is a list of commands, identical to those you type in at the command line, which are executed when you log on to the system.

The profile sets things like the type of editor to use, the transfer protocols you wish to use etc. New users get a default set of commands which show the current contents of your mailbox and any news items the administration wish you to see. There are plenty of changes that can be made though, and you'll soon have a fully customised start up, which does exactly what you want.

The CIX system is based on a system of subject areas, called conferences, each of which is divided up into one or more topics. Topics for individual conferences vary. There is usually a topic for general talk and a 'chatter' topic for discussion which is not necessarily related to the

conference subject. Conferences covering subjects that require files, C programming for instance, will often have a 'files' topic.

Other conferences may have a range of other topics, for instance, the horror.cafe conference has topics on films, news, books and magazines, among others. And the names vary, some of which are very

of the resumé are very interesting.

The macro capabilities are another powerful feature of CIX. Macros enable you to create your own commands containing several standard CIX commands to automate a process you do regularly, archiving all unread messages for example.

Unlike some other conferencing systems there are no on-line services

as JAM or AmigaWare.

There are a few program oriented conferences; Arnor, HiSoft and Argonaut have conferences, although HiSoft has opened a closed conference where registered users can obtain technical support. The Argonaut conference is pretty dead.

Another conference of interest to Amiga owners is AMReport. This is devoted to a text file based magazine from the US, and although there is little chatter about the magazine, the file is full of interesting news and articles.

Other computers are catered for of course, with PCs being the most popular. But there are also conferences for the minority machines including Z88s, Sharp machines and even STs!

But there is also a massive range of more general, non-computer related conferences. Games are popular with areas for Infocom adventures, role-playing games, video games and more specific subjects such as Backgammon and Gods (an on-line multi user game).

THE SOCIAL SCENE

There are sections devoted to the social side of CIX with areas for specific parts of the country and even a lonely hearts conference for romantic hopefuls. There are also plenty of general nonsense conferences where wibble is the order of the day, 'notherestoby' being the most popular, currently averaging 200-300 messages a day, mainly from super-user Dave Winder.

Hobbies feature strongly with areas from martial arts to kite flying and more. And there are areas for those difficult questions, including a specific area for legal queries.

There is also a CIX administration conference for announce-

System Transfer Com Translate Screen Phone Dial

To de compress these files, get the appropriate file from amiga/listings or from icpug/amiga where later versions may be kept.

Extension	Program to de compress
.zoo	zoo
.lzh	lharc (or lz)
.zip	pkazip
.arc	pkax

These programs will probably have version numbers on them and may even be compressed by an earlier version of the compression program.

Anyway, on with the Amiga files.

lems.lzh	6235	Turns your pointer into an animated Lemming!
analogue.txt	1188	How to wire an analogue joystick to an Amiga
dj500v.lzh	7388	New deskjet driver.
xprz250.lzh	81980	XPRZModem Libs version 2.50
tools.lha	28988	ToolsDaemon by Nico Francois, WB 2 ONLY
blackhole.lha	7371	Replacement for Trashcan in 2.04 only, as App Icon
china.c.lzh	144688	China Challenge II
frglb.lzh	83513	Khalid Aldoseri's file requester
animsrc.lzh	87224	Source code for a simple ANIM maker/shower.
lha_ell1.run	75139	Latest version of this fine archiver
vcheck540.lzh	36826	Virus check 540
panim.lzh	9973	PowerPacker ANIM player
File206.lha	93717	WB

UPass 01 021

CIX 2

03:01 00:09

CIX also has a wide variety of shareware programs available for you to download - how about the animated Lemming pointer?

obscure, the Lemmings conference for example has two topics, ASYLUM for people who play Lemmings, and COLD_TURKEY for those who don't.

There are three types of CIX conference. OPEN where anyone can join and participate, CLOSED where members must be joined by the moderator of the conference and CONFIDENTIAL where the conference is secret, and can't even be seen on the conference list. Most conferences are open, with closed and confidential areas used for program support or development conferences.

After a while you are bound to want to download a file. First, you need to know the name of the file. If you don't know the name already you can look it up in a topics file list using the FLIST command.

FLIST supplies a list of all the files available in the current topic, usually with descriptions. Downloading is simply a matter of typing FDL FOOBAR.LZH (or whatever) and setting your comms software up to receive the file using the appropriate transfer protocol.

CIX also supports a feature called a RESUME. A resumé is a piece of text which you write giving information about yourself. If someone encounters you on CIX, they can then take a look at your resumé to find out a little more about you. And you can do the same: some

such as share prices, electronic shopping or weather reports, but what CIX lacks in services it makes up for in diversity of subjects covered. Just about every subject can be found in some form.

Of course there is an active Amiga conference including specific topics for Workbench 2 users and emulation of other machines. Also on the Amiga front, ICPU (Independent

• CIX SLANG •

The 'experts' often use CIX abbreviations in their messages to get the point across more quickly. Here's a brief guide to interpreting those acronyms...

AFAICS
FAQ
IMHO
IYSWIM
ROFL
RTFM
TPTB
UKP

As Far As I Can See
Frequently Asked Question
In My Humble Opinion
If You See What I Mean
Rolling On Floor Laughing
Read The Friendly Manual
The Powers That Be
UK Pounds, used to get around the lack of pound sign (£) on some systems

Commodore Product User Group) has two sections, one for non-members and another for members only.

Magazines feature strongly, including the *Amiga Shopper* conference and some of the subscription-only publications such

ments, questions and complaints. The CIX conference also includes the STATS topic where daily and monthly stats are posted showing the busiest users, conferences and the most popular files which often makes for interesting reading.

With the profusion of conferences there needs to be a way of finding the ones that interest you: there are two alternatives. The first, 'official' method is to consult the Conference list. This list (over 75K of data) contains all the conferences available, three quarters of which are sorted into categories. The remainder are tagged on the end and have yet to be sorted. Unfortunately this means that you have to wade through the list to find the new conferences at the end.

The alternative is an independent conference set up to provide an up-to-date conference list in archived downloadable form. Dave Evans has done a splendid job in tidying up the conference list and the alt_conf_list conference is well worth a look, although it will always be a little behind the 'official' version.

In addition to the conference facilities Electronic Mail is available, including 'binmail' for sending files to other CIX users. The status of your mailbox can be shown at any time and includes information on whether the person you sent the mail to has read it yet.

The other important area on CIX is the USENET gateway. Usenet is a network of Unix machines from all over the world. It is a conferencing system just like CIX but based in the US. Usenet is split up into conferences called 'newsgroups' and you'll find similar subjects to those on the main CIX board.

messages via CIX. Even without the write access however you can expect an awful lot of information to come from Usenet so be prepared for big downloads of messages.

Finally a quick mention of the CIX on-line game, *Federation II*. This space trading game has proved remarkably unpopular, mainly due to its cost, is really something to avoid, at least until things pick up and it becomes more popular.

There are many other commands available, too many to detail here but there is a comprehensive help facility available to keep things running smoothly and, if you get stuck, there will always be someone to help.

SET UP ON YOUR OWN

Sooner or later you will want to start up your own conference. You'll soon find yourself dying to set up that important bobble-hat knitting conference CIX hasn't got.

First off is to check to see that there is some interest in such a conference, and that one does not already exist. There is a special conference topic for this, conference/suggestions. So that's the first place you should go.

Once an interest has been shown you need to create your conference. Doing so makes you the 'moderator' of that conference and you become responsible for looking after it and keeping any file lists you may have up-to-date.

To kick off, you will need a

the conference is young. If you don't the conference will become boring and die off. Some conferences die a death. Others however, against all odds, grow and grow until they become overwhelming, notherestoby springs to mind!

The manual is pretty vague in some places and it can be a struggle for new users to get the most from the system. But help is usually close at hand and most users will help out, if only to point you in the direction of the beginners' conferences.

SMILEYS



The biggest problem with electronic communications is the lack of tone and facial expression within a message. To get around this a system of icons called SMILEYS have evolved, they are used to help clarify the mood of the message writer.

:-)	Happy smiley
:')	Very happy smiley
8-)	Happy with glasses
:-(Unhappy smiley
:')-	Very unhappy smiley
:-O	Shocked smiley
;-)	Sarcastic smiley
[8-)	Smiley with glasses and a crew cut
:-=	Vampire smiley

To get the full effect you need to turn your head sideways... there you are, that's better isn't it? Now, you can see those faces in all their glory!

OFF-LINE READERS

Once you get the hang of CIX you will find yourself joined to a many conferences, spending more time (and money) reading the messages, particularly in the busier conferences. This is where a good off-line reader can be invaluable.

Using the SCRATCHPAD an off-line reader allows you to download messages you are interested in and read them off-line. You can spend as long as you like reading and replying without spending too much money. Once you've finished you can upload the messages you have written in a matter of minutes. Uploading is done by hand or by using special script files for communications packages such as NComm or JRCComm.

There are off-line readers for most machines, the Amiga one is called Query and although difficult to set up, it is worth the effort, the savings are tremendous, and it's PD.

There is also a new shareware off-line reader on the way, currently called NICOLA. Apparently it will be a very user friendly program, complete with Intuition interface. No details of when it will be finished though.

An off-line reader is essential for serious use. It allows you to join more conferences and participate more than if you spent all your time on-line. Once you get one you will find yourself posting many messages and perhaps end up in the stats.

CIX does have its drawbacks.

The drawback is the cost, CIX isn't cheap but with off-line readers at your disposal bills can be kept to a minimum. The first charge is the start up fee of fifteen pounds. For this you get a manual, and little else.

From then on it costs £2 per hour off peak and £3.10 per hour during peak hours. Usage is subject to a minimum charge of £6.25 per month, and this excludes VAT so the minimum charge per month is £7.34. The biggest disadvantage is the requirement that bills be paid by credit card, only companies can pay by cheque, and they are subject to a minimum charge of £15. Oh, and CIX T-Shirts cost £3.

CIX is an amazing place. It's incredible how people who often never meet face-to-face can become the best of friends. People do get together though, either at CIX parties or at computer exhibitions and the results are always enjoyable. Give it a whirl: if you do, drop me a line in the *Amiga Shopper* conference and let me know what you think.

CIX can be found on 081 390 1244 or 081 399 5252, and have your credit card ready.

Next month we'll be taking a closer look at the social aspects of modem life, and what you can get out of it all.

Phillip Harris can be contacted on CIX as pharris and does not work for CIX.

```
alt.cyberpunk.movement  ?  Cyberspace and Cyberpunk technology.
alt.cyberpunk.tech      ?
alt.cyberspace          ?
alt.dcom.catv            ?
alt.dcom.telecom        ?
alt.desert-storm         ?
alt.desert-storm.facts   ?
alt.desert-the Kurds     ?
alt.discrimination      ?
alt.dreams              ?  What do they mean?
alt.drugs                ?  Recreational pharmaceuticals and related flames.
alt.education.disabled   ?
alt.education.distance   ?
alt.evil                 ?
alt.exotic-music         ?  Exotic music discussions.
alt.fan.dan-quayle       ?
alt.fan.dave-barry       ?  Electronic fan club for humorist Dave Barry.
alt.fan.dice-man         ?
alt.fan.frank-zappa      ?
alt.fan.funry            ?
alt.fan.howard-stern     ?
alt.fan.john-palmer      ?
alt.fan.mike-jittlov      ?  Electronic fan club for animator Mike Jittlov.
alt.fan.monty-python     ?  Electronic fan club for those wacky Brits.
alt.fan.penn             ?
alt.fan.rush-limbaugh    ?
alt.fan.tom-peterson     ?
alt.fan.warlord          ?
alt.fandom.cons          ?  Announcements of conventions (SciFi and others).
More ?
```

NComm v1.921 CIX 2 03:05 00:13

Before downloading, you need to know the name of the file you require. The command FLIST gives a list of those available, complete with descriptions

Usenet is much bigger; a great many universities and colleges have access to the system and some conferences get rather busy, the Amiga areas included. Usenet messages are deleted every eight days so you need to visit regularly if you wish to keep up with it all.

Unfortunately, Usenet is read only so this limits its usefulness, although it is possible to post

couple of topics to get you started; general chatter and files (if required) are a good start although more interesting names are preferred. Then you need to leave a few starter messages, details of a new bobble-hat pattern you've found, or whatever, to start the conference.

You will often need to "keep the pot boiling" by posting questions, comments or ideas, particularly when

KCS POWER PC BOARD FOR YOUR AMIGA




The best of both worlds
in the space of one



Now Available
with or without
MS-Dos
See Below

Adapter + PC Board
for the Amiga 1500/2000/2500/3000



For the Amiga 500

A500P version
now ready
and gives you
total 2Mb Chip
Ram. When
ordering state
which one you
require.

HARD DISK

Most hard disks are supported with
version 3.0. To be sure give us a ring.

The KCS Power PC Board adds 1Mb memory to your Amiga and a
real time clock


Think how much 1Mb memory plus a clock costs

Think how much MS-Dos/GW-Basic/Shell/Dos-Help costs

Which leaves the cost of an AMIGA/PC just

For so little outlay the Power PC Board turns your Amiga into an up and
running powerful PC, with no hidden costs. The cheapest PC in the world?!

Run heavyweight professional PC software on your Amiga/PC



EGA

Will work from the full EGA colour
palette. Both EGA and VGA will work
on a standard TV or monitor and in
most cases without using interlace.

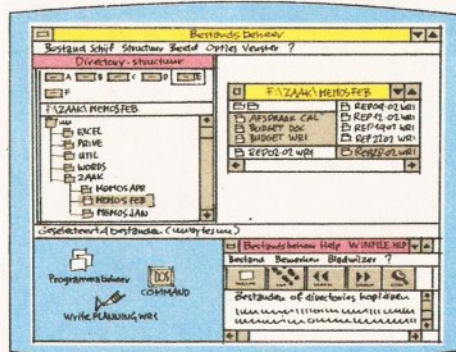
PRICE

Including MS-DOS
and on-board
memory
£219.95
Inc VAT/Carr.

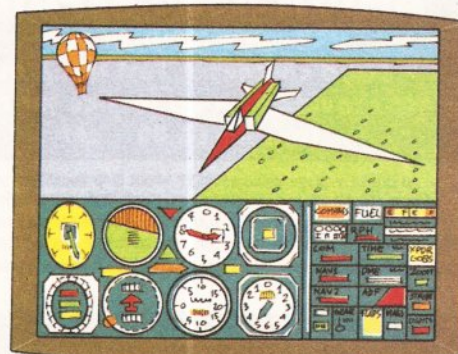
Excluding MS-DOS
but incl on-board
memory
£189.95
Inc VAT/Carr.

VGA

Version 3.0 of our software comes with
VGA colour and mono option. EGA/VGA
will work on all standard Amigas irre-
spective of which chip set you have.



Microsoft windows



Microsoft flight simulator 4.0

Some extra Goodies:

- FLICKER FREE FIXER in PC interlace mode. Will work with all Amigas. Software emulated.
- PROCESSOR SPEED can be slowed down from 100% to as low as 16%, so if you have never reached the highest level in a game, now is your chance.
- KCS PC-MOUSE driver will work with your Amiga mouse.
- PAUSE can be activated at any time during a game or program, allowing you to continue at your leisure.

Technical Specifications:

- Excellent compatibility
- 704Kb memory in MGA/CGA mode
- 640Kb memory in EGA/VGA mode
- 200Kb extra memory ie: MS-DOS RAMDISK (reset proof)
- 1/2Mb extra FAST Ram plus 1/2Mb Ram Disk for normal Amiga use plus real time clock in all modes.
- All future upgrades are software driven
- Processor speed = 11Mhz
- Video runs faster than most AT/286 computers
- Disk drive
- Fitted in seconds and does not invalidate your guarantee
- Once fitted forget it - Switch on computer you have Amiga. Reset and load PC disk and in seconds you have a PC. Reset and you have Amiga again.
- Help-Line and excellent Back-up service

BDL

BITCON DEVICES LTD.

88 BEWICK ROAD, GATESHEAD, TYNE & WEAR,
NE8 1RS ENGLAND
TEL: (091) 490 1919, HELPLINE: (091) 490 0202
FAX: (091) 490 1918



Adaptor for 1500/2000/3000 -
£74.95 Inc.

Available from your local computer shop (If they haven't got it - Ask them why not!). Or direct from Bitcon Devices Ltd.

Australia: HPD (Tel) 08 349 8486. Kaotic (Tel) 03 879 7098. Spain: Discover Inf. (Tel) 957 47 89 38. Sweden: Delikatess-Data (Tel) 31-300580. Canary: Customs Chipx (Tel) 928 271064. Denmark: Betafon (Tel) 31 31 02 73. Portugal: Softclub (Tel) 01 352 8452. Ireland: Computer City/Dublin 745250. N. Zealand: Pazac (Tel) 054-82949.

All trade enquiries welcome. UK and Overseas (PAL only)

ANALOGIC
ANALOGIC
ANALOGIC

Analogic Computers
(UK) Ltd
152 Latchmere Road
Kingston-upon-Thames
Surrey KT2 5TU

Telephone
Mon-Fri 9am-7pm
Sat 9am-5.30pm
081-546 9575
Tel/Fax:
081-541 4671

COMPUTERS SPECIAL OFFERS

Amiga A500 Plus Cartoon Classics Pack 1 Meg £349.95 2 Meg £379.95

MONITORS

Protar Visto C14M colour monitor + cable + 1 yr replacement warranty £220.00
Philips 15" TV/monitor (model 3332), remote control + scart cable £239.00
Philips 15" TV/monitor (model 9331), as above plus Teletext £269.00

PROTAR HARD DRIVES

A500 HD 20.....£269.00	A500 HD 50 DC.....£389.00
A500 HD 40.....£339.00	A500 HD 80.....£589.00
A500 HD 50.....£359.00	A500 HD 100 DC.....£599.00

ACCESSORIES

Amiga 512K RAM + clock.....£24.95	Mouse Mat.....£4.95
Amiga Plus 512K RAM.....£34.95	Dust Cover.....£4.95
Amiga Plus 1 Meg.....£54.95	Super Pro Zipstick.....£14.95
Amiga/Atari Squik Mouse.....£14.95	Amiga Power Supply.....£44.95
Amiga Scart Cable.....£14.95	10 Blank Disks.....£5.95

AMIGA A500 REPAIRS

Without diagnostic fees

- ★ Fixed charges ★ Fast turnaround
- ★ We provide pick-up service for repairs for only £5.00 + VAT

£49.95

★ All prices include VAT and NEXT WEEK DAY DELIVERY subject to availability
★ Fixed charge for repair does not include disk drive replacement nor keyboard

★ All prices subject to change without notice

★ We reserve the right to refuse any Amiga repair



PROFESSIONAL

**T.V. - VIDEO GRAPHIC
SYSTEMS SPECIALISTS**

SYSTEMS CONSULTANCY - SUPPLY

SERVICE / REPAIR - TRAINING

Phone **ON LINE COMPUTERS**

071-284-1366

• • • • (Fax 071-284-3480)

REPAIRS - AMIGA - ATARI

Competitive rates - No fixed charge.

GREENWICH COMPUTERS

44 Malden Road, London NW5 3HG (Camden Town)

Phone 071-284 4030 (repairs only)

85p per Disk for 3 or more

95p EACH per Single orders

All including postage & packing.

Despatched within 24 hours.

TTPD (Dept AS)

70 THANET STREET
CLAY CROSS
CHESTERFIELD
DERBYSHIRE S15 9JU
TEL: 0246 866605

Make Cheques & Postal

Orders Payable To:

TTPD

DEMOS

TD01 Classic Demos
TD02 Stealthy 11
TD03 Fleet Manoeuvres
TD04 Iraq Demo
TD05 Coyote Strike Back
TD06 Fraxion Horror
TD08 Iron Maiden Slideshow
TD09 Lotus Car Chase
TD10 Robocop 2 Slideshow
TD12 Robocop 15 Seconds
TD13 Total Recall
TD14 Evil Dead Demo
TD15 Pugs In Space
TD16 More Aerotoons
TD17 Scanners Horror Demo X Rated
TD18 Scanners Horror Demo X Rated
TD19 Popeye Meets Beach Boys
TD20 Bloodsport Demo
TD21 Nightmare On Elm Street
TD22 Creepshow 1
TD23 Total Destruction
TD24 Alpha Flight Demo
TD25 Anti Lemmings
TD26 Enterprise Leaving Dock
TD27 Cronics Mega Demo
TD28 Fractal Flight
TD29 Silents Scroller
TD30 Utopia Cartoon Slides
TD31 Bunsen Burner
TD32 The Link Mega Demo
TD33 Ghost Pool
TD34 Scoopex Seven Sins
TD35 Disney Slideshow
TD36 Sleeping Bag Demo
TD37 System S Demo
TD38 Share & Enjoy 46
TD39 Thames TV Demo

GAMES

TG01 Missile Command
TG02 Pontoon
TG03 Jeopardy - Version of Risk
TG04 Star Trek - The Game - Disk 1 of 2
TG05 Star Trek - The Game - Disk 2 of 2
TG06 PD Games - Disk 1
TG07 Tetris
TG08 Pacman 81
TG09 Monopoly
TG10 Games Glove
TG11 Games Glove Inc: Chess, Daleks & Tron.
TG12 PD Games - Disk 2
TG13 Flaschbier
TG14 Video Tennis
TG15 Holy Grail
TG16 PD Games (Disk 3)
TG17 Amipoly
TG18 Tennis
TG19 Diplomacy
TG20 Twintris
TG21 Drip
TG22 Popeye
TG23 Eat Mine
TG24 Return To Earth
TG25 Hack
TG26 Pseudo Cop
TG27 OG Games Disk 7
TG28 Mega Games Pack
TG29 Blizzard
TG30 Wheel of Fortune

UTILITIES

TU01 Ultimate Virus Killer
TU02 Mega Utility Disk
TU03 Amibase
TU04 Q Base, Spreadsheet
TU05 Journal
TU06 Text Plus
TU07 CLI Tutor
TU08 Spreadsheet
TU09 Spectrum Emulator
TU10 A64 Emulator
TU11 Crunchers & Virus Killers 2
TU12 Games Music Creator
TU13 Insanity Tools 01
TU14 D Copy
TU15 Fredfish 340
TU16 Speedbench
TU17 P Copy V3
TU18 C Light
TU19 Jazzbench
TU20 Label Designer
TU21 Biorthms
TU22 North C V1.2
TU23 M Cad
TU24 Hackers and Hacking
TU25 Darkstar 2
TU26 Darkstar 3
TU27 Darkstar 4
TU28 Sid V1.6
TU29 ST Emulator
TU30 TSB Vector, Designer V1.1
TU31 PE Utils V.5
TU32 T Bag 43
TU33 Sidney & Friends

TU34 ESA Utilities
TU35 A68K Assembler
TU36 XLS Disk 1 U037
The Magician Utils
TU38 Red Devils Utilities 4
TU39 Running Man Update
TU40 Pendle Europa Utilities
TU41 ICPUG Printer Utilities
TU42 System Checker
TU43 Tetra Copier
TU44 Redsector Demo Maker
TU45 Red Devil
TU46 Cryptic Utils
TU47 Label Maker
TU48 Cad V
TU49 Clip Art
TU50 Anti Virus
TU51 The Dope Intro Maker
TU52 Intro Maker
TU53 Visicalc Spreadsheet
TU54 U Edit Word Processor

MUSIC
TM01 Debbie Gibson, Electric Youth Disk 1
TM02 Debbie Gibson, Electric Youth Disk 2
TM03 Madonna - Hanky Panky
TM04 Pet Shop Boys - Always On My Mind
TM05 Jean M. Jarre - Docklands
TM06 Music Invasion 11
TM07 Betty Boo 1
TM08 Betty Boo 2
TM09 Vogue & Justify My Love

FREE catalogue with every order.
No minimum order. VIRUS FREE.

If you can not see the Disk you are looking for send us details and we will get it for you for no extra charge.

Many beginners just starting out with the Amiga and even seasoned experts find a single disk system very limited because the machine has a nasty habit of constantly asking for Workbench. Beginners often accept this irritation as a feature of the system – indeed, that's exactly what it is – but hardened users curse it constantly while they save up for an extra drive. Curiously enough, a lot of disk swapping could be avoided if developers spent more time constructing Workbench disks tailored to their applications.

The problem is this: the Amiga's software is a two-tier system. The main driver software – windowing system (Intuition), multi-tasking, memory management and so on, is stored in ROM. The secondary, less important software such as maths libraries and device handlers, is stored on disk and only retrieved as required. This method might seem a little outlandish, but it's central to the Amiga's versatility. Just for openers, there isn't enough room in the ROMs to store all the libraries; but there's more to it than that. New libraries can be added at any time, either by Commodore or other developers, which add more functionality to software.

WHERE IS IT, WHAT IS IT?

Apart from the libraries, most AmigaDOS commands are stored externally on disk and only held in memory while they're being used. (That's where the name "transient command" comes from.) Additionally, most of the Amiga's wide range of fonts (type styles) are also held on disk. In fact, only Topaz font is actually resident in the system when it's switched on; all the others are loaded from disk as required. Interestingly enough, diskloaded fonts are themselves handled by an external (diskloaded) library.

You are probably aware too, most commands are found in the C directory. Because all these items are (usually) found on the boot disk you can see why all those disk swaps are necessary even for a simple operation such as formatting a disk or changing type style.

Such things are a lot simpler with Workbench 2 because it can be configured to take external fonts, commands and libraries from any suitable disk. But since most of you will still be battling with Workbench 1.3 for some time to come, I'll leave those details for some future edition.

Perhaps the best way to learn about boot disks is by example. In last month's article, I covered some of the structure of a boot disk – this time I want to take you through some of the theory in more detail. The

Cracking the Shell

Mark Smiddy delves into the theory behind AmigaDOS and picks a few locks on the way

most common boot disk is Workbench, so let's look at that first.

A typical Workbench disk has a number of locked objects – directories. Some of which are set up automatically when the disk is mounted; others during the startup sequence. These fall into two categories: logical device assignments such as DEVS: and CLIPS: and path assignments like System. Of these, only the device assignments are made by the system.

I expect by now your eyes are starting to glaze over a little: relax. To explain: paths are used by AmigaDOS to locate commands;

```
1>PATH
Current_directory
RAM Disk
Workbench 1.3:C
Workbench 1.3:System
Workbench 1.3:S
Workbench 1.3:Prefs
Workbench 1.3:Utilities
C:
```

This is a listing of the directories AmigaDOS will "search" when you enter a command. A command can be defined as: "The sequence of letters entered at the console, up to the first space, terminated by a carriage return.

Any characters entered after the



"Making boot disks with that personal touch needn't be as difficult as you might think."

Mark Smiddy

is vital to understanding how paths work. You probably also know if you entered:

```
1>DIRDF0:ALL
```

AmigaDOS responds with an error.

Two factors are crucial here:

- a) the spelling of the command and,
- b) its location in the disk hierarchy.

Provided you spell the command's name correctly, and if it's in the path, AmigaDOS will always find it. I'm pointing this out because we just tend to take it for granted – until something doesn't work. In order to illustrate this, try the following commands – in this sequence:

```
1>CD SYS:
1>PATH RESET
1>ECHO Testing
Testing
1>FIXFONTS
Unknown command FIXFONTS
```

ECHO works quite normally, but AmigaDOS returns an error when you try to run FIXFONTS. Think about that for a moment while you try this.

```
1>CD DEVS:
1>SYS:System/FIXFONTS
1>CD SYS:System
1>FIXFONTS
```

In both instances, FIXFONTS works quite normally. (FIXFONTS was chosen for this example because it gives the most constant results between revisions. More or less the same effect can be seen with FORMAT and DISKCOPY.)

Although you may not have realised it, you have just seen the effect of PATH. In the first sequence, the path setting was reset back to its default; so only the current directory and the C: assignment are automatically searched. In the second sequence, the path was forced (SYS:System/FIXFONTS) and

JARGON BUSTING • JARGON BUSTING

File – A collection of data referenced by name.

Lock (1) – A structure pointing to any object on an AmigaDOS disk. Locks are actually just numbers used to address directories and files. The structure points to (defines the location of) the object in the directory hierarchy. Locks are used by ASSIGN and PATH to locate directories on mounted or locked volumes. A volume is automatically locked when an object located on it is locked.

Lock (2) – Defined in Mike Nelson's Intuition book as: "A totally ineffective mechanism for deterring car thieves. It's incredible that modern technology which can put man on the moon and get him back, or land a 600mph cruise missile into someone's breakfast cereal cannot defeat a 14 year old halfwit with a screwdriver who wants an afternoon's ride in a £15,00 car."

Mounted Volume – A disk that is joined to the system by a lock and currently inserted in one of the drives.

Object – A file or directory on an AmigaDOS disk.

Volume – An AmigaDOS disk is a volume (a book if you like). The directories are the chapters and the files are the pages in the chapters.

devices are used for private system files, libraries and fonts. Two commands can be used from the Shell to view the current settings: ASSIGN, shows the devices and PATH shows the paths. Here's what they do:

PERFECT PATHS

Enter PATH from the Shell and you'll get something like this:

first space and up to the carriage return are arguments." Ergo, if you entered:

```
1>DIR DF0: ALL
```

DIR is the command.DF0: and ALL are arguments passed to it.

Most of you are probably aware of this – but understanding why it works

AmigaDOS Masterclass

With Workbench 2 it is possible to get a list of the current devices, volumes or directories simply by adding an option to the ASSIGN command. This can be handy and Listings 1 and 2 are short scripts aimed at getting just this information from the command.

Listing 1 displays just the information in the Directories part of the listing, the second displays only mounted volumes in the

HOW IT WORKS: LISTING 2

Usage: [EXECUTE] VOLS

This short program works in much the same way as DIRS above, only this time the listing is searched for the substring "J".

When this script is executed only mounted volumes are displayed. You must use ASSIGN to discover which volumes are locked (available) but not currently mounted.

LISTING 1 • LISTING 1 • LISTING 1

Usage: [Execute] DIRS

```
1. ASSIGN >T:temp
2. ECHO "Directories:"
3. SEARCH T:temp " " nonum
```

Volumes section.

Listing 3 uses a similar method (using PATH) to check on the setting of any particular path.

As always, if you are going to use these scripts much you should save these in the S: directory and set their S (script) protection bit (see smiddy's Red Hot Tip).

HOW IT WORKS: LISTING 1

Usage: [EXECUTE] DIRS

1. Send the output of the ASSIGN command to a file.

LISTING 2 • LISTING 2 • LISTING 2

Usage: [Execute] VOLS

```
1. ASSIGN >T:temp
2. ECHO "Mounted volumes:"
3. SEARCH T:temp "J" nonum
```

2. Print a screen message indicating what the display is.
3. Use the search command to find any lines containing two or more spaces.

Only lines containing directory assignments carry this information, therefore they are the only ones displayed.

The "NONUM" option has been specified to prevent line numbers being printed.

required path. For instance:

```
1>PATHFIND S
Workbench 1.3:System
Workbench 1.3:S
```

or

```
1>PATHFIND SY
Workbench 1.3:System
```

It works like this:

1. Determines the command's argument template: PAT/A,Opt. Pat is a substring of the pathname you're interested in; Opt is passed directly to PATH and will normally be the QUIET option.

3. Searches and displays any paths matching the substring.

Note a colon is inserted prior to the search string. This forces the search to start immediately after the volume name. This should be omitted if you want to search for partial strings anywhere in names.

Directory paths are always searched from top to bottom, so you may wish to omit the NONUM option in line 3.

Omitting the third line will show the priority of the particular path in the search, for instance:

```
1>PATHFIND S
```

LISTING 3 • LISTING 3 • LISTING 3

Usage: [Execute] PATHFIND <PathName>

[Quiet]

```
1. .KEY PAT/A,opt
  .BRA {
  .KET }
2. PATH >T:ptemp SHOW {opt}
3. SEARCH T:ptemp ":{PAT}" NONUM
```

2. Sends the current path settings to a temporary file. If the QUIET option has been specified as part of the command line, PATH will not put up any "Please insert volume..." requesters.

```
4 Workbench 1.3:System
5 Workbench 1.3:S
```

In essence what this means is that "System" will be searched fourth, and "S" fifth.

LISTING 4 • LISTING 4 • LISTING 4

Usage: [Execute] VOLS

```
.KEY DRIVE/A,NAME
.DEF NAME Lazy_Bones
Echo "Making a simple boot disk - J please wait"
```

```
FORMAT DRIVE DF<DRIVE>: NAME <NAME>
INSTALL DF<DRIVE>:
```

```
Ask "Do you require fonts Y/N?"
```

```
IF WARN
  COPY Fonts: DF<DRIVE>:Fonts ALL
ELSE
  MAKEDIR DF<DRIVE>:Fonts
ENDIF
```

```
ASK "Do you require a complete J system Y/N?"
```

```
IF WARN
  COPY SYS:System DF<DRIVE>:System ALL
  COPY SYS:System.info DF<DRIVE>:
  COPY SYS:Shell.info DF<DRIVE>:
ELSE
  COPY SYS:System/(FastMemFirst.J |SetMap) DF<DRIVE>:System
ENDIF
```

```
MAKEDIR DF<DRIVE>:Utilities
COPY L: DF<DRIVE>:L ALL
COPY Libs: DF<DRIVE>:LIBS ALL
COPY Devs: DF<DRIVE>:DEVS ALL
COPY S: DF<DRIVE>:S ALL
COPY C: DF<DRIVE>:C ALL
```

```
Echo "Operation complete..."
```


then made the current directory (CD SYS:System).

When you reset the path (as above) or when the machine boots, only C: and the current directory are searched. All other paths must be added during startup. For high-speed boot disks, you can exclude the path command altogether provided all your executable code resides in the C directory.

To summarise, every time you enter a command, AmigaDOS searches through each directory in the path until:

- a) it finds the requested command, or
- b) the path is exhausted. In this case it reports unknown command.

The search algorithm is very powerful, and AmigaDOS can search a large number of directories with little perceivable performance degradation. It's also important to note, the first file found matching the requested name will be executed – and this can create some queer effects if you include odd directories (text directories) in the path. Also, the resident list is normally searched first – so resident commands work faster.

DELIBERATE DEVICES

Devices and directory assignments are handled by ASSIGN. In Workbench 1.3, and using its most basic syntax, ASSIGN delivers a listing like this:

```
1>ASSIGN
Volumes:
Workbench 1.3 [Mounted]
Empty
RAM Disk [Mounted]

Directories:
CLIPS          RAM
Disk:Clipboards
T              RAM Disk:t
ENV           RAM Disk:env
SYS           Workbench 1.3:
C             Workbench 1.3:C
S             Workbench 1.3:S
L             Workbench 1.3:L
LIBS          Workbench 1.3:Libs
DEVS          Workbench 1.3:Devs
FONTS         Workbench 1.3:Fonts
```

```
Devices:
PIPE AUX SPEAK RAM
CON NEWCON RAW PAR
SER PRT DFO DF1
```

Don't worry if the listing on your screen doesn't look exactly like this; the bit we're interested in is in the middle – the directory assignments. There are ten in all on this sample, seven of which are automatic assignments: that's to say AmigaDOS locates and assigns each one by name when the disk is

booted. You may remember, logical directory assignments behave very much like disk drives. For instance,

```
DIR DEVS:Keymaps
```

which treats "Keymaps" as a directory on a device DEVS: and

```
COPY S: to PRT:
```

which copies the contents of device S: to device PRT: are perfectly valid statements. This latter is an interesting one because it dumps all

the program runs. SEARCH for instance, locks each file it searches while it reads it. When it reaches the end of the file, the lock is removed. ASSIGN and PATH attach permanent locks to directories; that is, the lock remains valid even when the program has terminated. AmigaDOS maintains a private list of locks so they can be examined or removed (cancelled) at any time. Other commands, such as MAKEDIR, attempt to lock the requested name to check if the object already exists. Try these examples yourself:

SMIDDY'S RED HOT TIP

This month's tip is not a new one, but it's worth repeating once in a while, "lest we forget". When you've just entered two or three scripts, a fast way to access them without having to enter EXECUTE <scriptname> is to set their S protection bit. This makes AmigaDOS call EXECUTE for you; and the easiest way to do this in one fell swoop is this:

```
1>SPAT PROTECT S:#? +S
```

After a few seconds, every script in the S directory is automatically executable. Neat. (This has no noticeable effect on configuration files for programs such as Access! and SID.)

the scripts in the S directory to printer.

The top three directories (CLIPS, T and ENV) are manual assignments accomplished with MAKEDIR and ASSIGN in the Startup-sequence. Broadly speaking, every AmigaDOS boot disk should contain the others: C, S, L, LIBS, DEVS and FONTS. However, if one or more are missing the disk will boot but many programs will not work. AmigaDOS 2 is a little more complex, so I'll come to that later. The SYS: assignment defaults to pointing at the boot disk's root directory, although it can be redirected elsewhere. Listing 1 in this month's Masterclass can be used to display just the directories.

PICKING LOCKS

One of the interesting effects of a multi-tasking system is that many programs may have access to the same object; it could be a file, a directory or even an entire disk. When a program requests access to an object it is given access to its shared lock – a key if you like.

It's worth pointing out here, once a file is opened for write access no other program can gain read access to it. Similarly, write access cannot be granted if any read or write locks exist. This avoids confusion that would ensue if one program read from a file that another program is in the process of updating. It's rather like someone setting fire to a newspaper while you're reading it.

Most commands use locks; some temporary, others permanent. Temporary locks are only valid while

a) PATH makes a permanent (read) lock

```
1>MAKEDIR RAM:Test
1>PATH RAM:Test ADD
1>DELETE RAM:Test
RAM:TestNot deleted: object ↵
in use
```

First we create a directory and add it to the current path. The directory is now locked and when we try to delete it, we get an error object in use. AmigaDOS doesn't identify the owner(s) of the lock. It is not possible to cancel a single path from AmigaDOS 1.3, so we'll leave it in place for this example.

b) ASSIGN creates a permanent (read) lock

```
1>MAKEDIR RAM:Testing
1>ASSIGN Test: RAM:Testing
1>DELETE RAM:Testing
RAM:Testing Not deleted: ↵
object in use
1>ASSIGN Test:
1>DELETE RAM:Testing
```

This works rather like the first example, although the assignment can be cancelled and the directory removed. This would not be possible if another program currently held a lock on the object in question.

c) MAKEDIR tests with a temporary lock

```
1>ECHO >RAM:dir "Dummy"
1>MAKEDIR RAM:dir
RAM:dir already exists
```

First create a file and attempt to overwrite it with a new directory of the same name.

d) Redirection tests with a lock.

```
MAKEDIR RAM:exists
ECHO >RAM:exists "Fred"
Shell: unable to open ↵
redirection file
```

Create a directory and attempt to write over it with a file of the same name. AmigaDOS does not grant a write access lock and the command fails.

e) ASSIGN and PATH can share a read lock

```
1>MAKEDIR RAM:Shared
1>ASSIGN Share: RAM:Shared
1>PATH Share: ADD
```

Here the directory is assigned a logical name and that name is added to the path.

The two commands now share access to the same object – a directory in this case.

GOTTA PROBLEM?

If you get stuck with AmigaDOS or there is anything specific you would like to see covered here, drop a line detailing your conundrum to: Mark Smiddy, Amiga Shopper, 30 Monmouth St, BATH, BA1 2BW. Sorry, no personal correspondence can be entered into. You can EMail me on CIX @ "SMIDOID".

ALL THE KING'S THEORY

All this theory might seem a little far removed from boot disks, but a better understanding about these parts of the system will help you make more intelligent use of the disk space available; and help identify problems quickly when something goes wrong. All that aside, I'll finish off this month with an honest little script which takes a lot of the labour out of creating a boot disk in a hurry.

Listing 4 in this month's AmigaDOS Masterclass requires a Workbench disk and will create a stripped down version suitable adding some of your own applications. It takes two arguments: the drive number the disk will be created on (DFO: for instance is entered as 0) and, optionally, the name of the disk. The implementation is fairly straightforward and you should be able to follow it without further explanation. So, until next month, may I wish you all "bower free booting". **AS**

One of the new pictures included on the *AMOS 3D Modeler Disk 1.2*. If you're not one of those arty types able to whip up a quick pic, these images can be used wherever you like in your own programs

A MOS doesn't stand still, and so neither does this column. There's a lot of exciting stuff around the corner that's nearly ready for release. In fact there's a couple of things due out from Deja Vu Software which I can't talk about which are really very interesting indeed. A couple of things which have bugged me in particular for some considerable time have finally been addressed, and a very elegant solution it is too. But more of this next time when I hope to have some copies of the software, exclusive to this column. Watch this space.

This month I'd like you to consider some of the options for presenting your graphics in an AMOS program. OK so your program isn't a game, but there's no reason why this should mean it looks bad. Some of the presentation tools at your disposal are FADE and APPEAR.

Fade does just that, if you want to fade to black or even another colour, then this will do it. The effect is the same as a fade in a movie, if you've got something on the screen you can fade it out to black (or even another colour!) using the Fade command.

Fade works very simply:

```

Loop
Procedure FADIFF[A$]
    Fade 1 : Wait 16
    Auto View Off
    Load Iff A$,0 : Screen ↵
Clone 1 : Screen To Front 0
    For X=0 To 31 : Colour ↵
X,0 : Next
    View : Auto View On
    Fade 3 To 1 : Screen ↵

```

another using the last number to determine the effect of the fade, that is to say how the transformation occurs. The best numbers to choose are odd numbers which are not divisible by 5, strange but very true. Try out a few numbers with this program:

```
F$=Fsel$("*.*", "", "Select a .
```

```
Rem Initialise screens
Screen 0 : Screen To Front ↵
0 : Get Palette(1) : ↵
Screen To Front 2
Screen To Front 3
Flash Off
Do
    Screen 2 : Input ↵
    "Enter effect ";E
    If E>0
        Cls : Screen 0
        Appear 1 To 0,E
    End If
Loop
```

Each time you enter an effect the blank screen is acted upon revealing the screen below. OK, so it's not a very smooth crossfade, but what do you want for your money? Value? I'll be looking at some more presentation effects and techniques next time, but until then let's take an exciting first look at *Easy AMOS*.

Yes, you heard right, *Easy AMOS*, and from the short time I've had to play with this beta copy it looks really very good. The idea behind this new version of the program is that new users or kids can get a grip on AMOS without a lot of the very technical stuff getting in the road. *EA* isn't just a cut down version, although it features about 300 commands instead of the usual 600 or so. Its main objective is not to be smaller, but easier, hence the name. The main change you notice right away is that the editor has changed quite a lot, and it now looks a lot more like *Workbench 2.0*, although why everyone does this I don't really know. It does look nicer, although the functionality of the screen isn't altered much for all the 3D effects and colour changes. The reason for

Fade [speed]

where SPEED is the speed of the fade. If you don't mention any colours the fade will be to black. Why would you want to fade to anything but black? Well how about if you put a logo on the screen, very large, then fade it to red for example and then print the instructions to your program in white over the top of it? Very classy.

You can also fade to the palette of another current screen, like so:

Fade [speed] To [x]

where speed is the speed of the fade, and x is the screen number containing the new palette. Try this for size:

```
' Fade demo program
,
Do
  SS=Fsel$(*.*", "", "Load
yourself a screen") : If
SS="" Then Edit
  FADIFF[SS]
  Wait Key : Fade 2 :
Wait 16*2
```

The *Easy Amos* bob editor is part and parcel of the main system. No messing around loading the program in separately, the bob editor can be found as an option on one of the *Easy Amos*' menus



```
Close 1
End Proc
```

Appear is another kettle of fish entirely, although in some ways similar. With this command you can "crossfade" between two screens, like so:

Appear 0 To 1,20

This transforms from one picture to

```
picture")
If F$="" Then Edit
Load If F$,1
If Screen Width>600 Then ↵
REZ=Hires Else REZ=Lowres
Screen Open 0,REZ ↵
Width,Screen Height,Screen ↵
Colour,REZ
Screen Open 2,320,50,2,Lowres
Screen Display 2,,250,,50
Screen Open 3,320,10,2,Lowres
Screen Display 3,,40,,10
```



the cosmetic change is to be more appealing to kids, apparently, but I can't see that myself. But then again I'm not a kid so how should I know?

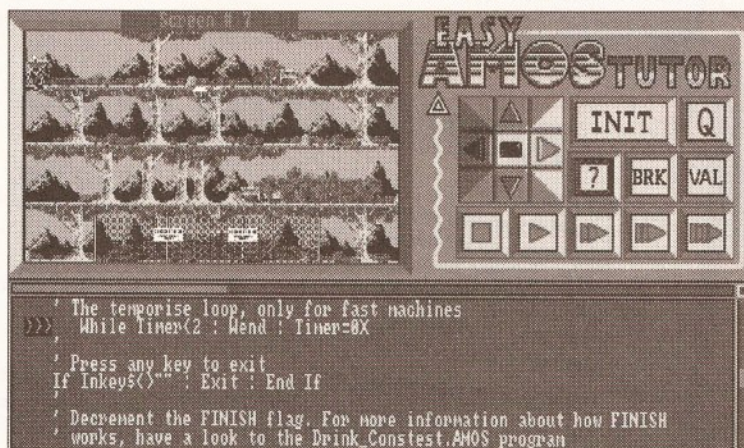
The most major omission compared with AMOS is the exclusion of AMAL, one of the key animation tools in the AMOS arsenal. This is more than compensated for by the *Easy AMOS Tutor*, which is a most advanced programming tutor I've ever seen. The Tutor features three windows: one for your AMOS code, one for variables and expressions with their values, and finally a window with your program output. The programs execute line by line so you can see all the program's important little places whilst it is actually running, meaning not only can you trap bugs but you can also see how your program works. Triffic. The Tutor is able to run at different speeds too, so you can slow it down to see it all in action, or speed it up to real time to check it all looks OK!

Because it is a beginners' program it won't allow you to run the master either, it makes a working copy for you before you begin. Once it's all set up you have three disks, one master program disk, one tutorial disk, and one examples disk. The examples are many and various, covering all manner of useful utils to show how AMOS copes with programming "proper" programs. Like AMOS Disk, for example, which is a sort of disk utility program like *SID* or *DiskMaster* et al. A lot of other utils are bolted on to the main system, rather than being separate AMOS programs, so the bob editor (there are no sprites in AMOS) is a menu option rather than a program you load. Another snappy option which *Easy AMOS* has over conventional AMOS is the ability to load *Soundtracker* and *Noisetraacker* type tunes, using the *TrackLoad* command. This is good news to everyone except the people who are writing libraries to make AMOS do this.

Another type of program to be included in the package is a progress tester. This is a quiz to see how well you are doing in your quest to learn AMOS, by asking you questions and logging your answers. If you pass a certain stage you get a diploma on screen. This is another bit of zippy design for the younger user, and is sure to go down well with them.

On the upside *Easy AMOS* is probably a foretaste of what we can expect with the next major revision of AMOS, AMOS 2.0. Obviously the design is not by accident, and if you added AMAL and sprites to *Easy AMOS* it wouldn't be that different from the real thing. Both AMOS 2 and *Easy AMOS* will only run in 1Mb Amigas, which is one thing that will

make a few people a bit cross. Mind you anyone who's still only running a 0.5 Mb machine will run into this sort of thing all the time by now. And new Amigas all have 1Mb on them, so no worries there. Watch this space for further developments.



Easy Amos Tutor is one of the most advanced tutorial programs about.

Featuring three windows, so you can keep an eye on your code, variables and output, the tutor can even run at different speeds making life a lot easier

On the downside, the manual has a *funny* cartoon character to appeal to the kids, and it's written by *funny* writer Mel Croucher, who also I seem to recall designed the *funny* character and wrote the *funny* manual for the Sam Coupé. Hmm. I'm not convinced that this approach

really works, and some kids and older beginners might find this sort of thing a bit, well, childish for them. But the content is OK, and in spite of my poking fun at Mr Croucher's style, he has done a nice job on the manual, it being easy to read and

apply. (He wrote *Pimania* and *Deus Ex Machina* for the Sinclair Spectrum, so he can't be all bad!)

I have to say that this is one of the best beginners' programming languages I've ever seen. The docs are readable and nicely printed, the program easy to use and the Tutor

program the most powerful program utility for a small system ever devised.

This is the first time a language has been used to create a program to teach people how to use the language itself, and it's a very well designed piece of Computer Aided Teaching. "I'm convinced it's a major contribution to road safety", as a certain high ranking ex-policeman was once paid to say, and quite right too. If you want to learn AMOS fast then get this package without delay.

AMOS 3D UPDATE

The *AMOS 3D Object Modeler Disk 1.2* has some great new objects on it. The new OM disk is essentially the same as its predecessor, but with the addition of some new objects for you to use in your own programs. OK so there was quite a few anyway, now there's even more.

Of these new objects one of the most interesting is the idea of using 'inside out' blocks.

Blocks that have been turned inside out by using the group sizing tool are displayed with only 'invisible' faces drawn. This is what you would see if you were inside the block. New objects 'Punt' and 'summer_house' in the examples disk use this effect.

continued on page 102

Using AMAL Part 5

The last AMAL tutorial focused on moving your sprites around and animating them. AMAL is perfect for this just using those commands M and A, but obviously it needs some kind of control structures to make this approach more flexible, so this month we'll look at the use of variables and more complex loops. We mentioned Jump and using Labels last time, but what other forms of control can you use in an AMAL program?

Well, check this out. This program was written by the creator of AMOS, Francois Lionet, and it bounces a screen around. The repeat of the effect is handled with a bunch of loops, all following through to a bunch of labels. See if you can follow where the program is going at any point, and how the program flow changes as things happen.

```
Channel 0 To Screen Display 0
Channel 1 To Screen Offset 0
F$=Fsel$("","","Pick a picture")
Load If F$,0
A$=A$+"Debut:Let Y=-256"
A$=A$+"Let R0=256"
A$=A$+"Let R1=8"
A$=A$+"Let R2=45"
A$=A$+"Move 0,R2-Y,R1"
A$=A$+"Loop:Move 0,R2-Y-R0,R1"
A$=A$+"Move 0,R2-Y,R1"
A$=A$+"Let R0=R0/2"
A$=A$+"Let R1=R1-1"
A$=A$+"If R0 Jump Loop"
A$=A$+"For R0=0 To 25"
A$=A$+"Pause"
A$=A$+"Next R0"
```

```
A$=A$+"Move 0,320,50"
A$=A$+"Let RA=RA+1"
A$=A$+"Jump Debut"
B$=B$+"Debut:Let X=0"
B$=B$+"Let R3=RA"
B$=B$+"Let R0=320"
B$=B$+"Let R1=10"
B$=B$+"Move 0-X,0,R1"
B$=B$+"Loop: Move 0-X+R0,0,R1"
B$=B$+"Move 0-X,0,R1"
B$=B$+"Let R0=R0/2"
B$=B$+"Let R1=R1-1"
B$=B$+"If R0 Jump Loop"
B$=B$+"Sync:"
B$=B$+"If RA=R3 Jump Sync"
B$=B$+"Jump Debut"
Amal 0,A$
Amal 1,B$
Amal On
Direct
```

The last command means that the Direct mode window is activated, so you can type "Amal Off" if you want to, to stop the movement. Fast isn't it? You could also make the routine stop by adding a Mouse Key command and then throwing in the Amal Off.

The words Loop, Debut, and Sync are all labels, and the Jump command is putting you through each small routine a great number of times. Because Amal is compiled the movement is very fast, almost a vibration rather than a wobble. See if you can alter the program to make the screen bounce off to the left or right randomly as if it's made of rubber.

DYNAMITE



AMIGA A500 PLUS PACKS

STANDARD

Latest enhanced Amiga from Commodore with 1MB of RAM, Kickstart and Workbench Version 2.04. Complete with mouse, TV modulator, manuals etc.

£299.99

CARTOON CLASSICS

Contents as standard pack plus the following:- The Simpsons • Captain Planet • Lemmings • DeLuxe Paint III

£324.99

DYNAMITE HEROES PACK

Latest enhanced Amiga from Commodore with 1MB of RAM, Contents as Cartoon Classics Pack plus:- Robocop • Batman-The Movie • Indiana Jones • Ghostbusters II • Microswitch Joystick • Dustcover • Mousemat

£339.99

COLOUR MONITORS

DYNAMITE EXCLUSIVE

PHILLIPS 3332 15" FST TV/MONITOR

High quality FST TV with dedicated monitor output. Complete with remote control, sleep timer, cable and a 2 year guarantee!

PLUS FREE F19 STEALTH FIGHTER

All this for the DYNAMITE price of

£239.99

PHILLIPS 8833 MKII DEDICATED STEREO MONITOR

Complete with cable

£229.99

COMMODORE 1084S STEREO MONITOR

Complete with cable

£229.99

ART • VIDEO • SOUND

DELUXE PAINT II - a bargain! **£9.99**

DELUXE PAINT III - upgradeable to IV **£19.99**

SPRITZ PAINT - joyful to use! **£9.99**

FANTAVISION - special effects generator **£14.99**

COMIC SETTER - create your own colour comic **£19.99**

POWER SCANNER - 100-400 dpi, 64 greyscales **£99.95**

* FREE SPRITZ PAINT WITH POWER SCANNER WHILE STOCKS LAST!

VIDI - AMIGA + VIDI CHROME - start frame grabbing **£79.99**

ROMBO RGB SPLITTER - Can also be used with DIGIVIEW **£59.99**

COMPLETE COLOUR SOLUTION - everything you need + PHOTON PAINT **£129.99**

MUSIC X JUNIOR - brilliant for beginners **£19.95**

4 PORT MIDI + MUSIC X JUNIOR - excellent combo **£29.95**

MUSIC X - latest version for the professional **£49.95**

KLONDIKE DEALS

**DYNAMITE COMPUTERS
DIG DEEP FOR
THESE SPECIAL
BARGAINS....**

CARTOON CLASSICS SOFTWARE PACK

Bart Simpson .v. Space Mutants • Lemmings • Captain Planet **£19.99**

'SCREEN GEMS' SOFTWARE PACK

Back To The Future II • Nightbreed • Shadow Of The Beast II • Days Of Thunder **£19.99**

OFFICIAL COMMODORE A501 1/2 Meg Upgrade **£29.99**

ASTRA TEN GAME SOFTWARE PACK RRP £279

DataStorm • Dungeon Quest • E-Motion • Grand Monster Slam • Kid Gloves • Powerplay • RVF Honda • Shuffle Pack Café • Soccer • Tower Of Babel **£19.99**

GFA BASIC 3.5 INTERPRETER RRP £49.95 **£14.99**

COMPUTERS

DISK DRIVES

FREE DYNAMITE DISK DRIVE STARTER KIT WITH EVERY DRIVE PURCHASED FROM THIS SECTION!
 Starter Kit comprises:- 3 1/2" disk drive cleaner kit • Pack of ten 3 1/2" disks • 40 capacity lockable disk box

3 1/2" INTERNAL	
DIRECT A500 replacement drive, no modifications required	£49.99
3 1/2" EXTERNAL	
PC880A POWER DRIVE featuring anti-click	£49.99
CUMANA CAX 354 slimline drive	£54.99
PC880B POWER DRIVE featuring Blitz/Virus hardware	£69.99
DUAL PC880B POWER DRIVE with built in power supply	£119.99
GVP SERIES II HARD DRIVE	
GVP Series II HD8 + 52Mb hard disk	£359.99
GVP Series II HD8 + 105Mb hard disk	£539.99
2Mb RAM for above	£39.99

THE PRICE BLASTERS

HOW TO ORDER



Call us NOW on
0234 214212

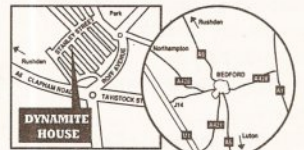


Send cheque or postal order to
DYNAMITE COMPUTERS
 Dynamite House
 44a Stanley Street
 Bedford MK41 7RW

NB Please write cheque guarantee card number on the reverse of cheque to ensure same day clearance (cheques without card number subject to 10 day clearance)

Call into our showroom for a fast and friendly service

Retail/Queries 0234 364428



DELIVERY CHARGES*



£2.95 for orders less than £100
 £4.95 for orders over £100

Next day express service £7.50

*Charges applicable to UK mainland only

PLATINUM SERVICE CARD

Only £19.99!

Features: •Next day courier delivery
 •30 day exchange for new
 •1 year guarantee giving free collection and delivery should a fault occur

ACCESSORIES & EXTRAS

Pack of 10 blank 3 1/2" DS/DD disks	£4.99
Box of 50 blank 3 1/2" DS/DD disks ..	£19.99
512K RAM expansion (Plus compatible)	£19.99
512K RAM expansion with clock	£24.99
1Mb RAM expansion (upgrades Plus to 2Mb)	£49.99
Amiga dustcover + Resolution 101 game	£4.99
Quality replacement mouse	£12.99
40 capacity lockable disk box	£3.99
80 capacity lockable disk box	£5.99
150 capacity 'stronghold' box (lockable)	£17.99
6mm quality mousepad	£2.99

STAR/CITIZEN PRINTERS

CITIZEN 120D+ RRP £233.83 144/30 CPS, 4K Buffer, 2yr guarantee	£114.99
STAR LC20 RRP £233.83 150/38 CPS, Multiple Fonts, 240x240 dpi	£129.99
CITIZEN SWIFT 9 RRP £289.83 192/48 CPS, colour kit option, 2 yr guarantee	£169.99
STAR LC200 COLOUR RRP £304.33 185/40 cps, with colour & mono ribbon	£184.99
CITIZEN 224 (New) RRP £316.08 192/80 cps, colour kit option, 2 yr guarantee	£214.99
STAR LC24-200 MONO RRP £351.33 220/55 cps, 24 pin 360 dpi, 7K Buffer expandable to 39K	£219.99
CITIZEN PN48 (New) RRP £381.88 Portable A4 notebook printer with 'laser quality'	£249.99
STAR LC24-200 COLOUR RRP £410.08 220/55 cps, 24 pin colour, 30K buffer	£259.99
CITIZEN SWIFT 24e RRP £428.88 216/80 cps, colour option, 2 yr guarantee	£269.99

ACCESSORIES

Parallel Printer Cable.....	£3.99
Universal Printer Stand.....	£3.99
500 sheets of continuous paper.....	£4.99
Colour kit option for Swift 9/224/24e.....	£34.95

ALL PRICES INCLUDE VAT at 17.5%

TO PLACE YOUR ORDER PHONE THE DYNAMITE HOTLINE

0234 214212

DYNAMITE HOUSE, 44a STANLEY STREET, BEDFORD



DYNAMITE

AMOS Hints and Tips

Every month I will be printing AMOS hints and programs from my own sources and from you the readers. If you have any hints and tips (preferably accompanied by your listing on a disk) you want to send me, send them to: Phil South, AMOS Action, Amiga Shopper, 30 Monmouth Street, Bath, Avon, BA1 2BW. Or you can e-mail me on: CIX - snouty@cix.compulink.co.uk, Telecom Gold - 74:MIK2077, The Direct Connection - uad1135@dircon.UUCP

● Here's a biggie. A file converter from Atari ST NEOChrome files to IFF, written by Terry Mancey. The program displays any file from a NEO format and you can then save it into IFF using the Save Iff function in direct mode. Nice for converting graphics from a STOS program for use in AMOS. Or any Amiga program!

```
' NEOCHROME PICTURE READER
' (c)1991 Terry Mancey
'
Screen Open 0,320,200,16,Lowres
Flash Off
Curs Off
Reserve As Work 15,32128
F$=Fsel$('*'.NEO","","")
Bload F$,15
_SHOW_NEO[15]
Wait Key
Default
End
'
Procedure _SHOW_NEO[BANK]
PALT=Start(BANK)+4
For C=0 To 15
Colour(C),Deek(PALT+(C*2))*2
Next C
PICT=Start(BANK)+128
For Y=0 To 199
For X=0 To 19
Doke Phybase(0)+(X*2)+(Y*40),Deek(PICT+0)
Doke Phybase(1)+(X*2)+(Y*40),Deek(PICT+2)
Doke Phybase(2)+(X*2)+(Y*40),Deek(PICT+4)
Doke Phybase(3)+(X*2)+(Y*40),Deek(PICT+6)
Add PICT,8
Next X
Next Y
End Proc
```

● One of the big crits of AMOS from "serious" programmers, is that you can't leave a blank line between sections of the program. As you know AMOS always closes up spaces, and the common solution from AMOSers is to type a "" for a REM statement in the line. But real programmers can't cope with this. (You'd have thought they'd have better things to do!) In fact you can fit a space in an AMOS program if you really want to, and it's very simple. All you do is press the tilde key, the "~" symbol, and voila! The tilde symbol vanishes when you press return, and the line stays blank. This doesn't affect the functioning of your programs at all, and if it keeps the serious programmers happy, it keeps me happy. Ho ho.

● The Splerge routine is a popular effect, and I've been looking all over for somewhere that demonstrates it. Wouldn't you know it, good old Peter Hickman knew how to do it all the time. (Check out the review of the current issue of *All About AMOS* while you're at it.)

The routine copies one screen to another and pours it in at the top, so the screen builds itself up from the bottom very fast. An excellent routine and one worth

adapting for your title screens etc. Nice one, Pete. Oh yes, and of course compiling it makes it even faster! No really, you'd be surprised how certain types of routine, especially AMAL ones, aren't faster when compiled. But this routine is because I checked it.

```
' SPLERGE EFFECT
' ©1991 Peter Hickman/All About AMOS
'
Screen Open 1,320,200,2,Lowres
Curs Off
Cls 0
Palette $0,$FFF
For L=1 To 20
Centre At(,L)+All About AMOS Splerge
Routine"
Next L
Screen Open 2,320,200,2,Lowres
Curs Off
Cls 0
Palette $0,$FFF
SPLERGE[2,1,2]
End
'
Procedure SPLERGE[SPEED,SOURCE,DEST]
Screen SOURCE
SOURCE_SIZE=Screen Height
Screen DEST
DEST_SIZE=Screen Height
V=Min(SOURCE_SIZE,DEST_SIZE)
Screen SOURCE
SOURCE_SIZE=Screen Width
Screen DEST
DEST_SIZE=Screen Width
H=Min(SOURCE_SIZE,DEST_SIZE)
For LOP=V-SPEED To 0 Step -SPEED
For LOP1=0 To LOP Step SPEED
Screen Copy SOURCE,0,LOP,H,LOP+SPEED To
DEST,0,LOP1
Next LOP1
Next LOP
End Proc
```

● You may have been browsing your AMOS manual and tried to use what it says to be two useful functions, namely:

Window Font
Llist

which so the book has it are used in AMOS. Well, if you've tried to use these commands you'll know they don't work, and there's a good reason for this. The commands aren't part of the AMOS language. The reason behind this is that the original AMOS manual was being written at the same time as the program, and the program continued to be re-written in fact, even after the book was finished. So perhaps these commands were intended to be in the program, but not included at the last minute. So it's not your fault that these commands don't work... they don't work on *anyone's* machine!

continued from page 99

In summer_house two cubes, one regular and the other inside out have been glued together to yield an object with an outside and an inside. Surface detail windows in the regular cube let you see inside. A further block has been placed inside. For all of this to work correctly the block numbers are important.

The example object 'within' demonstrates another effect called double nesting, which is a variation on this theme. As with summer_house, the order in which the blocks are glued together is vital.

The disk also features details of some interesting undocumented Td Commands such as the one to define the order objects are drawn :

Td Priority n,p

where n = Object number and p = Object drawing priority

This allows you to specify the order in which objects are drawn by the 3D system. In other words objects that are drawn first appear in front of other objects. The command makes some interesting special effects possible.

Priority,p	Object drawing order
0	Draw the object in the normal way (by depth)
>0	Draw the object in front of all other objects with a lower priority
<0	Draw the object behind all other objects with a higher priority.

By default objects have a priority of 0. Note that if two objects have non-zero priority the one with the highest priority will be drawn first (in front).

The other undocumented feature is TD SET COLOUR which sets a specified object block's colour combination, like so:


Td Set Colour n,b,c

where n = Object number, b = Block number and c = Colour combination code of the block (same as in OM).

This command is the language equivalent of OM's colour combination tool described in the 3D manual. It sets the colour combination code of the specified block.

Valid colour numbers range from 0 to 16, colour combinations 0 to 12 are the same as in OM, colour combinations 13-15 are new. An out of range colour code will be truncated to the nearest valid code without causing an error.

3D object modelling takes a turn for the better – here a block has been turned inside out and glued to another cube which gives the effect of, yes, one block inside another one!



This month we've got part two of Richard Gale's tutorial on 3D using AMOS, an article about Europress Software revealing the secrets of how AMOS is produced with some natty previews of things to come from AMOS, Gary Symons goes deeper into using assembly language with AMOS, and Kyle Rees goes into the fine points of scrolling a screen around, as in the famous *Kick Off*

PC? WHAT'S THAT?

Oh dear, oh dear. Apparently Francois Lionet the programmer of AMOS, and its predecessor STOS, is working on a PC version called PCOS. I have but one question: why?

DEJA VU CLAMPDOWN

Sandra Sharkey of Deja Vu, the premier AMOS licenseware house, has told me that she won't be accepting any more programs which are simply compiled. Unless the authors supply the source on their disks they won't be accepted into the library any more. The reason is simple, if people don't supply code

although this makes some of the faster modes a bit more taxing. The program is very professionally presented and is a good example of how to produce a finished and polished piece of software.


Ping-Pong by Raymond Webb is based on the first ever computer game, written all that time ago by Atari. This program is an object lesson in how to code an idea simply and quickly, and then revamp it with graphics to make it look nice. Obviously the author is no artist, but this only goes to show that literally anyone, whatever their skills, can use AMOS to create the programs they want to use. Although both the

Ping-Pong and *Tetris* programs were sent directly to me, the PD versions of them should be in the AMOS library by the time you read this.

Anyway as I said before a few interesting developments on the licenseware scene, but none I can talk about this month, I'm afraid. See me next time for the latest news.

KEVIN HALL RIP

I can't leave without mentioning that Kevin Hall, AMOS expert and columnist was tragically killed on his motorcycle on the 7th of January. Kev was a keen AMOSer, and very



Another picture which comes with the Amos 3D Object Modelling disk. This one's for the Trekkies though.

footie game.

The main thrust of most of the letters is when is AAA going to do a piece on "how to write an entire game"? Pete is clearly a little stumped by this. But in the end he says he'll do it, if enough people write in and tell him they'd like to see it. (This is a good idea, Peter! Do it, do it!) The quality of issue 2 is up to and beyond the premier issue, with bags more actual stuff to type in and a lot of news stories direct from AMOS Central. I can't really recommend AAA too highly, if you're serious about AMOS. If you'd like more info

then nobody can see how clever you are and how you did what you did. The aim of the library has always been to support programmers, not demo collectors. The programs can still be anything you like, within reason, but unless you supply source code, you're out on your ear. Good for you, Sandra.

much "one of the lads" on CIX. He ran the AMOS conference on CIX and also wrote the J'AMOS column in Jeff Walker's JAM magazine. He'll be sorely missed. I think every AMOS user will join me in conveying our condolences to his family. Bye Kev, and thanks for everything. AS

DON'T FORGET

The AMOS conference on CIX, which although is now without Kev Hall for the reasons previously stated, is still going and has many programs and lots of hints and tips for all AMOS users.

Join CIX by dialling their voice line and asking for details on 081 390 8446. Alternatively just log on to 081 390 1244 and have your credit card at the ready.

of hints and tips, news straight from the horse's mouth and not to mention copious listings. Peter Hickman does a fine job of DTPing the thing on his Amiga, and he's starting to get some mail too.

about a subscription to *All About AMOS*, write to: Peter Hickman, *All About AMOS*, Dept AS, 36 Cleverly Estate, Wormholt Road, London W12 0LX. Don't forget to say where you read about AAA, will you?

AMOS PD SCENE

Not much technical stuff around this month, although Sandra of AMOS PD tells me she's got some hot new stuff due in any second. Two things which stood out were a pair of very professional games, *Tetris* and *Ping-Pong*, which as well as being not bad games are very good demos of what AMOS can do in the right hands, and you can read the source too as this is included.

Tetris is a version of that popular Russian arcade game, *Tetris*, written by T2000, the collective name for Richard Levy, Peter Barrett, Ted Whitton and Andrew Hopper. About time too for a good version of this game, and it is good, although a little slow. You can compile it for more pep if you want to, and I did,

SHOPPING LIST

AMOS

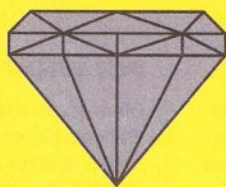
Can be obtained from your local stockist or from:
Europress Software
Europa House, Adlington Park
Macclesfield
SK10 4(P)
☎ 0625 859333

AMOS PD

Software and licenseware like *Sprite X* and *Ctext* can be obtained from:
Deja Vu Software (AMOS PD Library)
25 Park Road, Wigan
WN6 7AA
☎ 0942 495261

DIAMOND'S SALE HAS BEEN EXTENDED TO MATCH HUGE DEMAND!

New CD ROM Drive for your
A500/A500 Plus with 2 Free
CD's ONLY £299.00



DIAMOND TV Monitor
The best available £249 INC VAT!
OR ONLY £229 when purchased
with a computer!

DIAMOND

COMPUTER SYSTEMS LTD

1Mb RAM **PACK** **1Mb RAM**

THE CARTOON CLASSIC PACK

AMIGA 500 PLUS

COMPRISING

Lemmings,
Captain Planet,
Bart Simpson,
+Deluxe Paint III
+ All AMIGA standard
features, Mouse etc.

ONLY **£329.00** INC VAT

Or with 8833 Mk II Monitor
+ F19 Promotion

ONLY **£549.00** INC VAT

WE CANNOT BE BEATEN
ON PRICE

LIMITED STOCK

2Mb RAM **PACK** **2Mb RAM**

**DIAMOND
CLASSIC PACK**

AMIGA 500 PLUS

COMPRISING

Lemmings, Bart Simpson,
Captain Planet, DPaintIII,
all AMIGA standard features.

ONLY **£374.00** INC VAT

Or with 8833 Mk II Monitor
+ F19 Promotion

ONLY **£599.00** INC VAT

WE CANNOT BE BEATEN
ON PRICE

LIMITED STOCK

1Mb RAM **PACK** **1Mb RAM**

**EVERYTHING BUT THE
KITCHEN SINK PACK**

AMIGA 500 PLUS

COMPRISING

Lemmings, Captain Planet, Bart Simpson,
+Deluxe Paint III,
+ All AMIGA standard features, Mouse etc.
+
Mousemat, Dust Cover, Joystick,
10x3.5" Disks, 1 Disk storage box,
Speedball II, Shadow Of The Beast II, Car Vup
Corporation, Xenon II, Back To The Future II,
Cadaver, Line Of Fire, Teenage Mutant Ninja
Turtles, St Dragon.

ONLY **£375.00** INC VAT

Or with 8833 Mk II Monitor
+ F19 Promotion

ONLY **£599.00** INC VAT

WE CANNOT BE BEATEN
ON PRICE

LIMITED STOCK

1Mb RAM **PACK** **1Mb RAM**

HOME OFFICE PACK

AMIGA 500 PLUS

COMPRISING

Lemmings, Captain Planet, Bart Simpson,
+Deluxe Paint III. + All AMIGA standard features,
Mouse etc.
+
The Home Office Kit
+
Seikosha 9 Pin printer

ONLY **£499.00** INC VAT

Or with 8833 Mk II Monitor
+ F19 Promotion

ONLY **£699.00** INC VAT

WE CANNOT BE BEATEN
ON PRICE

Add £75.00 for a colour printer!

LIMITED STOCK

1Mb RAM **PACK** **1Mb RAM**

BUSINESS PACK

AMIGA 500 PLUS

COMPRISING

Lemmings, Captain Planet, Bart Simpson,
+Deluxe Paint III. + All AMIGA standard features,
Mouse etc.
+
The Home Office Kit
+
High Quality OKI 24 Pin printer

ONLY **£599.00** INC VAT

Or with 8833 Mk II Monitor
+ F19 Promotion

ONLY **£799.00** INC VAT

WE CANNOT BE BEATEN
ON PRICE

Add £75.00 for a colour printer!

LIMITED STOCK

1Mb RAM **PACK** **1Mb RAM**

**CAPTAIN DIAMOND'S
D.I.Y. PACK**

Comprises the Cartoon Classic Pack and
a choice of 10 games from the following list.

Datatorm, Grand Monster Slam, Kid Gloves,
Powerplay, RVF Honda, Shufflepuck Cafe,
Soccer, Tower Of Babel, Dungeon Quest,
Emotion, Speedball II, Shadow Of The Beast II,
Carv Up, Corporation, Xenon II, Back To The
Future II, Cadaver, Line Of Fire, Teenage Mutant
Ninja Turtles, ST. Dragon, Gazza II, Gunship,
Judge Dredd, Man United, Netherworld, Predator II,
Double Dragon II, Toyota Celica GT Rally,
Rick Dangerous II, Ultimate Golf.

ONLY **£375.00** INC VAT


Or with 8833 Mk II Monitor
+ F19 Promotion

ONLY **£599** INC VAT


Personal Callers ONLY
Not Available for Mail Order

LIMITED STOCK

The adventures of CAPTAIN DIAMOND



**P/X Your old 500
for a new Amiga 1500
for only £379.95**



**ROCTEC Slimline
External Drive
For The AMIGA
ONLY £49.95**

CAPTAIN DIAMOND'S 500 EXTRAS PAGE

ALL PRICES INCLUDE VAT

ROCTEC PRODUCTS

Hard Drive For A500.

simply the best in our opinion

External hard drive with streamline plastic casing for perfect fit to A500. Autoboot + Autoconfig with Kickstart 1.3 and above. Supports up to 2 IDE Hard Drives + 7 SCSI Drives or devices with the SCSI External Port. Expandable to 8Mb SIMMs memory with 2Mb, 4Mb increments. External power adaptor unit included. Games Switch to disable HDD and memory or disable HDD only for full games compatibility. Quiet + reliable operation with cooling fan. User friendly installation + easy upgrade.

ROCHARD HARD DRIVES FOR YOUR AMIGA

0Mb Rochard IDE Card 0k	£199
0Mb Rochard IDE Card 2Mb	£249
0Mb Rochard IDE Card 4Mb	£299
0Mb Rochard IDE Card 6Mb	£349
0Mb Rochard IDE Card 8Mb	£399

52Mb Quantum Hard Disk 0k	£349
52Mb Quantum Hard Disk 2Mb	£399
52Mb Quantum Hard Disk 4Mb	£449
52Mb Quantum Hard Disk 6Mb	£499
52Mb Quantum Hard Disk 8Mb	£549

105Mb Quantum Hard Disk 0k	£449
105Mb Quantum Hard Disk 2Mb	£499
105Mb Quantum Hard Disk 4Mb	£549
105Mb Quantum Hard Disk 6Mb	£599
105Mb Quantum Hard Disk 8Mb	£649

**All Rochard drives and controller cards
come with a 2 year warranty**

GENLOCKS

Rocgen	£89.95
Rocgen +	£124.95
Rendale 8802	£119.95
G2	£575.00
G2+	£999.00

EXTERNAL FLOPPY ROCTEC DISK DRIVES

UltraSlim Roclite	£54.95
Slimline Roctec	£49.95
CDTV DRIVE	£64.95
AMIGA internal floppy	£39.95

GVP SERIES 2 HARD DISKS

52Mb ONLY £369.00

105Mb ONLY £529.00

Perfectly matched in colour + style to the AMIGA 500p. 11ms access drive. 1" high drive by Quantum. Room for up to 8Mb of RAM expansion. Cut Off switch for games Expansion 'Mini Slot'. External SCSI port Dedicated PSU and fan. 2 years free warranty. Add **£65.00** per extra 2Mb RAM

52Mb	Ok	£369.00
	2Mb	£434.00
	4Mb	£499.00
	6Mb	£564.00
	8Mb	£629.00
105Mb	Ok	£529.00
	2Mb	£594.00
	4Mb	£659.00
	6Mb	£724.00
	8Mb	£789.00




MONITORS

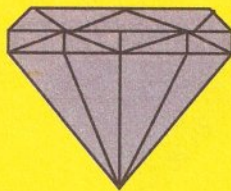
High Res 14" colour	£349	High Res 21" colour	£1599
Microway Flicker Fixer	£149	CBM Flicker Fixer	£199
PHILIPS 8833 MkII colour monitor			
+F19 promo and free lead & Dust cover			only £229

PUBLIC ANNOUNCEMENT

Did you get F19 with your 8833 MkII monitor this Christmas? If not, you may have got an imported monitor, which does not conform to the U.K. electrical safety standards. Captain DIAMOND, in his enormous generosity, advises you to take back your monitor to the unscrupulous dealer who grey imported it and either insist on a safe model or come to a retail Diamond store, with a photocopy of your original purchase and until Feb 29th 1992 we will let you have a genuine U.K. monitor with F19 for the same price -
because we love our customers!



**ALL OUR PRICES
INCLUDE VAT**



**ALL OUR PRICES
INCLUDE VAT**

CAPTAIN DIAMOND'S 500's SPECIAL PAGE

IVS TRUMPCARDS

ONLY £79.95

The IVS Trumpcard is the top selling SCSI hard drive controller. Representing the latest in technology directly from the USA, it is the only controller to support IBM, Amiga and Apple MAC partitions on one hard disk. This allows you to run software for the three main hardware platforms on one machine. Only one computer can do this.

HARD DISK DRIVES

Faster Drives for Lower Prices

QUANTUM	IDE	SCSI
52Mb	£169.95	£179.95
105Mb	£269.95	£279.95

2 Year Warranty

SYQUEST

removeable cartridge drive
44Mb 28ms **£299.00**

TRUMPCARD FOR ABOVE add **£69.95**

CAPTAIN'S CHIP SHOP

4 x 256k DRAMS	for A590's etc	£3.99
1 x 1Mb DRAMS	for 8up/Supra etc	£3.99
1 x 9Mb SIMMS	Nexus/G.V.P./Rochard etc	£34.99
4 x 9Mb SIMMS	G.V.P./Nexus	£159.95
CIA CHIPS		£14.95
1.3 ROM		£29.99
2.0 ROM		P.O.A.
ROM Sharer		£24.99

These prices do not include fitting; however if you don't want to fit them yourself then this can be performed by one of our Qualified Engineers at any of our branches.

SPARES AND REPAIR

Internal A500 Disk Drive **£41.95**
Fatter Agnus **£74.95** fitted by one of our qualified engineers
C.I.A. chips **£14.95**. A500 fixed repair cost **£44.95**

DOT MATRIX PRINTERS

STAR LC 20	£124.95	ZA 200 COLOUR	£299.95
CITIZEN 124D	£179.95	ZA 250 COL	£379.95
STAR LC 24/10	£179.95	NEW SP2400 SEIKOSHA	£129.95
STAR LC 200	£173.90	PANASONIC KXP 1123	£159.95
STAR LC 24/200 COL	£269.95	OKI 380	£199.95
SWIFT 9 COLOUR	£179.95	SWIFT 9X	£259.95
SWIFT 9	£169.95	SWIFT 24X	£379.95
NEW SWIFT 24E COL	£269.95	NEW SWIFT 224	£229.00
XB 24 - 200 COL	£379.95	NEW SWIFT 224 colour	£239.95
XB 24 - 250 COL	£469.95		

INK JET PRINTERS

HP PAINTJET	£529.95	CANON BJ10EX	£229.95
HP DESKJET	£349.95	CITIZEN PN48	£269.95
HP DESKJET COLOUR	£579.95	STAR SJ48	£229.95

LASER PRINTERS

OKI 400	£569.95
HP III P	£784.95
Toner if purchased with above 1 only	£59.95
OKI LASER 800 0.5MB	£999.95
OKI LASER 800 Dual Bin 0.5MB	£1199.95
OKI LASER 830 Postscript 2MB	£1099.95
OKI LASER 840 Postscript 2MB	£1399.95

DATA/PRINTER ETC CABLES

Parallel Printer Leads		Monitor Cables	
1.8M Printer Cable	£9.95	AMIGA > CBM 1084/S	£9.95
2.0M Printer Cable	£11.95	AMIGA > Philips 8833 MK I	£14.95
3.0M Printer Cable	£14.95	AMIGA > Philips 8833 MK II	£9.95
5.0M Printer Cable	£19.95	AMIGA > MULTISYNC	£9.95
10M Printer Cable	£29.95	AMIGA > TV	£14.95
Centronics to Centronics		Please state TV make & model	
cable for data boxes etc	£9.95		

PRINTER PAPER

High Quality Micro Perforated	
60 gsm 1000 sheets of tractor feed	£9.95
90 gsm 1000 sheets of tractor feed	£14.95

PRINTER RIBBONS & ACCESSORIES

Unlike some of our competitors, DIAMOND guarantee that all our ribbons and accessories are genuine manufacturer's products and not out of some dreary, inferior Taiwanese sweat shop. We could import that sort of pile of poo, but then you'd only bring it back as unsatisfactory and we'd spend all our time burning it. So we might as well just sell the best and be done with it. It's cheaper in the long run to use the appropriate tool for the job. Write to Capt. DIAMOND at Southampton and tell him what you think about it!

CITIZEN PRINTER ACCESSORIES

124D 32k buffer	£13.95
124D semi auto sheet feeder	£39.95
124D automatic sheet feeder	£79.95
124D printer stand	£24.95
SWIFT 9 semi auto sheet feeder	£39.95
SWIFT 9 automatic sheet feeder	£79.95
SWIFT 9 printer stand	£24.95
SWIFT 9X printer stand	£34.95
SWIFT 9X automatic sheet feeder	£139.95
SWIFT 24 32k buffer	£13.95
SWIFT 24 semi auto sheet feeder	£39.95
SWIFT 24 automatic sheet feeder	£79.95

SWIFT 24 printer stand	£24.95
SWIFT 24X automatic sheet feeder	£139.95
SWIFT 24 X printer stand	£34.95

STAR PRINTER ACCESSORIES

LC20 mono printer auto sheet feeder	£74.95
LC24 mono printer 32k buffer	£67.95
LC24/10 mono printer auto sheet feeder	£74.95
LC200 colour printer auto sheet feeder	£74.95
LC24/200 mono printer 32k buffer	£34.95
LC24/200 mono printer auto sheet feeder	£74.95
LC24/200 colour printer 32k buffer	£34.95
XB24/200 colour printer pull tractor	£34.95

BLACK RIBBON	BLACK RIBBON 6 PAK	COLOUR RIBBON	COLOUR RIBBON 6 PAK
CITIZEN 120D+	£4.95	-	-
CITIZEN 124	£4.95	-	-
CITIZEN SWIFT 9	£4.95	£16.95	£99.95
SWIFT 24/24E/224	£4.95	£16.95	£99.95
STAR LC10/20	£4.95	£6.90	£36.5
STAR LC200	£6.95 ZX9	£12.95 ZX9CL	£69.95 ZX9CL
STAR LC24/200	£8.95 Z24	£14.95 Z24CL	£74.95 Z24CL
STAR XB RANGE	£8.95 Z24	£14.95 Z24CL	£74.95 Z24CL

XB24/200 colour printer 128k Centronics buffer	£89.95
XB24/200 colour printer auto sheet feeder	£114.95
XB24/200 colour printer dual bin sheet feeder	£429.95
XB24/250 colour printer pull tractor	£34.95
XB24/250 colour printer 128k Centronics buffer	£89.95
XB24/250 colour printer auto sheet feeder	£174.95
XB24/250 colour printer dual bin sheet feeder	£469.95


HEWLETT PACKARD PAINTJET ACCESSORIES

Black ink cartridges	£25.95
Colour ink cartridges	£31.49
Transparency paper 50 sheet pack	£52.95

DO NOT FORGET CAPTAIN DIAMOND'S PRICE PLEDGE!

**D501 512k RAM card + clock
ONLY £19.95**

**ALL PRICES
INCLUDE
VAT**



**ALL PRICES
INCLUDE
VAT**

**D501 512k RAM card +
Disk Drive ONLY £74.95**

We are now open 7 days a week!

DIAMOND JOYSTICK DEALS

SPEEDKING STANDARD	£9.95	JOYSTICK TESTER	£12.99
WITH 4 GAMES	£14.95	MANTA-RAY AUTOFIRE	£13.99
SPEEDKING AUTOFIRE	£10.95	MEGA JET	£19.95
NAVIGATOR	£13.95	MEGADRIVE JOYPAD	£12.99
STINGRAY STANDARD	£14.95	MISTER CRYSTAL STD	£13.99
STINGRAY AUTOFIRE	£15.95	MISTER CRYSTAL TURBO	£14.99
ZIPSTICK STANDARD	£11.95	MISTER CRYSTAL SEGA	£14.99
ZIPSTICK AUTOFIRE	£13.95	NAVIGATOR AUTOFIRE	£15.32
COMPETITION PRO5000 BLACK	£11.95	NAVIGATOR HOTSHOT RED	£15.32
COMPETITION PRO5000 CLEAR	£11.95	NAVIGATOR LTD ED GREY	£15.32
COMPETITION PRO GLO EXTRA	£13.95	QUICKJOY 2 PILOT	£6.95
COMPETITION PRO STAR	£13.95	QUICKJOY 2 TURBO	£8.95
PYTHON I TURBO III QS137F	£9.95	QUICKJOY 3 S/CHARGER	£9.95
APACHE 1 QS131	£6.95	QUICKJOY 5 SUPERBOARD	£17.95
FIGHTGRIP 1 QS129F	£8.95	STAR NINTENDO	£20.38
MAVERICK 1 QS138F	£13.95	STAR SEGA	£18.34
ALPHA-RAY AUTOFIRE	£11.99	SUNCOM VALUE PACK 1	£49.99
CONVERTA	£9.99	SUNCOM VALUE PACK 2	£69.99
CRUISER BLACK	£10.99	SHURESHOT SEGA SUPREME	£17.31
CRUISER CLEAR	£13.27	SHURESHOT STANDARD	£10.99
CRUISER MULTICOLOURED	£10.99	SHURESHOT SUPREME	£14.99
DELTA 2000	£9.95	TERMINATOR	£15.99
DELTA 3A ANALOGUE AMIGA	£16.95	TURBO BLASTER	£10.99
FREEDOM CONN. INFRA-RED	£19.95	TURBO PRO	£13.99
GAMMA-RAY AUTOFIRE	£22.99	WARP 1 SEGA	£17.99
GUNSHOT GS2	£6.95	WICO BOSS	£14.99
GUNSHOT NINTENDO 228N	£9.95	WICO ERGOSTICK	£18.99
GUNSHOT SEGA 228S	£7.95	WICO RED BALL	£19.99
ICONTROLLER DESKTOP	£59.99	WINNER 2000 FLIGHT YOKE	£59.95
ICONTROLLER LAPTOP	£69.99	WINNER PISTOL STICK	£29.95

DATA SWITCHES

Parallel	Serial
2 Way Parallel Data Switch £14.95	2 Way Serial Data Switch £14.95
3 Way Parallel Data Switch £17.95	
4 Way Parallel Data Switch £22.95	

ACCESSORIES

Mousemat Red/Blue/Grey	£4.95	2 piece printer stand	£5.95
Mouse House	£4.95	YU Printer stand	£29.95
3.5" disk drive cleaner	£0.99	Philips tilt and turn	
5.25" disk drive cleaner	£1.95	Monitor stand	£14.95
Amiga dust cover	£4.95	TV tuner for PHILIPS	
Printer cover		8833 & CBM 1084/S etc	£79.95
Please specify	£7.95	Premier Micros Console	£39.95

MISCELLANEOUS

AMIGA 4 Player Adapter	£6.95	Mouse/Joystick Extender	
Mouse/Joystick Switch	£12.95	Cable	£5.95

FLOPPY DISKS

DIAMOND sell in excess of 1,000,000 of our own high quality branded diskettes. Because our name goes on the disks we ensure that the quality meets our exacting standards. We normally source Sony Bulk because of their high clip rate*.

Due to occasional shortages we have to use other manufacturers but we do make sure that they meet our exacting standards - our reputation is on the line after all.

* Clip Rate is the amount of oxide coating that a disk can lose before it becomes unusable. It is usually expressed as a percentage. Most high quality disks have a clip rate of 60% or higher.

DIAMOND DS D/D 135 T.P.I. 3.5"

1-49	50-99	100-199	200-500	500 +
£0.40	£0.39	£0.38	£0.37	£0.36

50 disks in 100 capacity lockable box £22.95

DIAMOND HD 3.5"

1-49	50-99	100-199	200-500	500 +
£0.59	£0.58	£0.57	£0.56	£0.55

Storage Boxes	3.5"	5.25"
100 capacity	£4.95	£4.95
150 capacity Passo stacking box	£15.99	-

Cleaning Kits (Limited Offer)	3.5"	5.25"
Disk drive cleaning kits	£0.99	£1.99

Due to the world shortage of disks we are having to pass on increased costs. As a token gesture we are offering 3.5" cleaning kits for just £0.99.

HOME OFFICE KIT ONLY £69.95 Word Processor, Spreadsheet, Database.

MEMBERS ONLY ABACUS BOOKS - WITH 40% OFF MEMBERS ONLY			
ADVANCED SYSTEM PROG.		AMIGA DISK DRIVES INSIDE & OUT	£27.95 £16.77
GUIDE AMIGA	£32.45 £19.47	AMIGA FOR BEGINNERS	
AMIGA 3D GRAPHICS PROG.		AMIGA GRAPHICS INSIDE & OUT	£12.95 £7.77
BASIC	£18.45 £11.07	AMIGA MACHINE LANGUAGE	£32.45 £19.47
AMIGA BASIC INSIDE & OUT	£18.95 £11.37	AMIGA PRINTERS INSIDE & OUT(+VAT)	£14.95 £8.97
AMIGA C ADVANCED		AMIGA SYSTEMS PROG. GUIDE	£32.95 £19.77
PROGRAMMERS	£32.45 £19.47	BEST AMIGA TRICKS & TIPS(+VAT)	£27.95 £16.47
AMIGA C FOR BEGINNERS	£18.45 £11.07	MAKING MUSIC ON THE AMIGA(+VAT)	£32.95 £19.77
AMIGA DOS INSIDE & OUT	£18.45 £11.07		
AMIGA DOS QUICK			
REFERENCE	£8.95 £5.37		
AMIGA DESKTOP VIDEO			
GUIDE	£18.45 £11.07		



Diamond Computers
121 Regents Street
Leamington Spa - Warks
TEL 0926 312155
FAX 0926 883432



Diamond Computers
144 Ferry Road
EDINBURGH-Scotland
TEL 031 554 3557
FAX 031 554 3557



Diamond Computers
1022 Stockport Road
MANCHESTER
TEL 061 257 3999
FAX 061 257 3997



Diamond Computers
232 Tottenham Ct Rd
LONDON W1
TEL 071 580 4355
FAX 071 580 4399
(RETAIL ONLY this branch)

HOW TO ORDER

Simply telephone through your order, giving your Access or Visa card Number or send a cheque or postal order to your Local Dealer. All prices include VAT unless otherwise stated.

Courier Service Delivery £11.75

Please allow 5 working days for cheque clearance.

Bankers drafts clear on the same day

ALL POSTAL ORDERS TO OUR
ROMFORD BRANCH ONLY PLEASE.

All prices are correct at time of going to press but may change without notice.

THE DIAMOND PRICE PLEDGE

If, whilst buying goods from us, you can show us a better price on the same goods from one of our U.K. competitors then Diamond will match that price.

Even if our prices have increased, we will honour the prices in this advertisement on items in stock.

This PLEDGE applies only to customers producing or relying on this advertisement before the end of the month of publication. It does not apply to competitors prices offered in closing down or stock clearance sales.



Diamond Computers
84 Lodge Road
SOUTHAMPTON
TEL 0703 232777
FAX 0703 232679



Diamond Computers
406 Ashley Road
POOLE - Dorset
TEL 0202 716226
FAX 0202 716160



Diamond Computers
443 Gloucester Rd
BRISTOL (EXPORT)
TEL 0272 522044
FAX 0272 521738



Diamond Computers
1045 High Road
Chadwell Heath -
ROMFORD
TEL 081 597 8851
FAX 081 590 8959

IF
YOU
HAVE JUST SPENT HOURS
CREATING AN IMAGE
THEN YOU WILL
WANT
THE BEST OUTPUT

BJ PRINT & GRAPHICS

0803 666003

19 WINSU AVE PAIGNTON DEVON



THIS IS IT!

C and Assembler
programming for the Amiga.

In just 12 comprehensive lessons even beginners can learn how to use COPPER, BLITTER, HAM, OVERSCAN, INTERRUPTS, BOBS, SPRITES, and a whole lot more. By the end of the course, and with a little practice you should be able to write your own programmes, either for fun or for business.

The course, successfully running in Denmark for some years, is now available to YOU! Each lesson costs £12.00 and will be sent out monthly on receipt of payment. Two disks are also available at £10.00 each to enhance your enjoyment of the course. Should you pay for all twelve lessons in advance, these disks will be sent to you free - a saving of £20.00!

Please send me the first lesson in DataSchool's correspondence course for:

C programming ☐

Assembler ☐

I enclose a cheque for £12.00 per. course payable to DataSchool for the first lesson.

Name: _____

Address: _____

Send to: DataSchool, P.O. Box 2550, London N19 5AF.
Tel. 071-272-6981.



*For the best in
Educational Software*

**Whatever your age, whatever your subject
- let your computer help you learn.**

Subjects include ...

**French, German, Spanish, Italian, English
History, Geography, Science, General Knowledge,
Football, First Aid, Sport, England, Scotland,
Natural History, Junior Spelling and Arithmetic**


Available for most popular
home & business computers



*Kosmos are specialist producers of Educational
Software designed to help you enjoy learning from your
computer. Our programs even allow you to add your
own lesson material.*

**Write or phone for a FREE 16-page colour brochure
of our Educational & Leisure software**
Please state your computer type

Kosmos Software Ltd, FREEPOST (no stamp needed)
DUNSTABLE, Beds. LU5 6BR
Telephone 0525 873942 or 875406



You too can program

Don't sit there, staring at the latest demo wondering 'how on earth did they do that?' You can do it too! Read on and learn, as Cliff Ramshaw demystifies the world of computer programming

Having read last month's column, you may well be wondering what all the fuss is about. After all, if programs can do nothing more than accept input, do a few simple calculations and produce output, there's not much point to them: a calculator would be more useful.

But programs are more versatile than this, and one of the things that makes them so is the idea of the loop.

LOOP BACK IN ANGER

A loop is the way in which a programmer instructs the computer to execute the same section of a program more than once. The reason why this is useful is as follows: computers are fast; they can perform calculations far faster than the average human. Nevertheless, if they are only going to perform one calculation, it would probably be quicker to do so by hand than it would be to write, test and run a computer program to do it. However, if there are lots of similar calculations to be performed, things start to look a little different.

Imagine that you need to convert a temperature reading from Centigrade to Fahrenheit. If you only had one reading to convert, you'd reach for your pen and paper (or calculator if you were sensible) and do a quick sum. (Take the temperature in Centigrade, multiply it by 9, divide by 5 and add 32 to the result.) If, on the other hand, you were processing the data from a scientific experiment (as we all do from time to time), and you had several hundred readings, this could get a bit tedious.

The actual process of conversion is the same for each reading. The only things that change are the values in Centigrade and the values in Fahrenheit. A short segment, in

AMOS, to do the conversion would look like this:

```
FAHR#=CENT#*9.0/5.0+32.0
```

(Remember that for most other Basics the hash signs are not needed at the end of the variable names – they just tell AMOS that we want the variables to store numbers with decimal points). Note that, whatever the value held in the variable CENT, the code to find the value of FAHR is the same. In other words, this section of code could be re-used for every item of data that has to be converted. What we need is some way of telling the computer to do the same thing over and over again – a looping instruction.

Needless to say, such a thing exists. In fact, several such things exist, but we'll proceed one step at a time. The most basic version is the Goto instruction. Some of you may have heard how the Goto instruction should never be used because its use is bad programming practice. Well, you can write good or bad programs with just about any selection of instructions, not just Goto. So long as you are careful not to use Gotos to loop all over the place, creating horrible, spaghetti messes, you should be OK.

When a computer executes a program, it normally takes each line in turn, starting from the top and working towards the bottom, and does what the instruction on each line tells it to do. The Goto instruction tells the computer to start executing a statement on a different line, to break the linear sequence.

Every Goto statement is followed by something called a label. A label is similar to a variable name, except it doesn't refer to a value, but a place within the program. For a label to be of use, it must appear not only immediately after a Goto statement



but also elsewhere in the program, followed by a colon (this is just to avoid confusion and let the Basic package know that it is in fact a label and not something else). There's a classic program that impish youngsters (not me, I assure you) used to type into display computers to confuse the sales assistants:

```
BEGIN:
Print "Hello"
Goto BEGIN
```

When the computer first sees the label (called BEGIN in this example) it ignores it. It comes to the next line, which tells it to print out the word 'hello' to the screen. This it does. Then the Goto statement tells it to jump to the area of the program labelled BEGIN. It looks through the program and finds BEGIN at the very beginning. It then continues to execute the instructions from BEGIN onwards. The end result is a stream of hellos scrolling up the screen.

FAHRENHEIT 2

We can now take this handy little statement and apply it, along with an Input and a Print, to our segment of code to convert from Centigrade to Fahrenheit. Here's the result:

```
BEGIN:
Input "Enter degrees
```

```
Centigrade";CENT#
FAHR#=CENT#*9.0/5.0+32.0
Print "Degrees Fahrenheit ↵
is";FAHR#
Goto BEGIN
```

The observant among you, or those who've typed the program in, may have noticed a slight flaw in the above program: it doesn't stop. This is known as a non-terminating algorithm. Since you can always switch the machine off, it's not a horrendous problem, but neither is the situation entirely satisfactory. Fear not: there are several ways to stop your loops going around forever.

THE FOREVER WAR

One of the simpler methods to avoid infinite repetition is to empty something known as a 'dummy value'. A dummy value is one which would never occur during a program's normal use, but is entered instead by the user (not the programmer) to instruct a program to stop. The actual value of the dummy value is decided by the programmer, and included as part of the program. What the program has to do is test to see whether a value it has been given by the user is this dummy value, or, whether it is a normal value on which it is should operate. In the temperature conversion

program, a suitable dummy value would be -999 (since it's impossible to have temperatures less than -237C). We need some way for the program to check to see if its input (the value held in CENT) is the same as this number, and if so to stop.

This brings us to the area of decision making, which, aside from the loop, is the programming tool which makes computers so versatile. We'll cover decision making in more detail next month; in the meantime the following should get you started.

Before a program can make a decision, it must ask a question. The questions must have yes or no responses. Is this number bigger than that one? Is this word the same as that? Is this number other than zero? – these are all permissible questions. The exact way in which the questions are phrased depends on the programming language used.

The actual question of a decision statement is known as the 'condition'. The answer to condition is always either yes or no, or, in computing terminology, 'true' or 'false'. A program can do slightly more than check whether a particular number equals another – after all, the programmer would know this when writing the program so there would be no point. The advantage comes when variables are used, since these may hold any number.

Once an answer to the condition has been found, a branch occurs. The program can then do one of two things, depending on the answer. Here's the temperature conversion program, but with a check for a dummy value:

```
BEGIN:
Input "Enter degrees ↵
Centigrade";CENT#
If CENT#=-999 Then Stop
FAHR#=(CENT#*9.0/5.0+32.0)
Print "Degrees Fahrenheit ↵
is";FAHR#
Goto BEGIN
```

In this case, depending on the outcome of the decision the program either stops completely or it carries on as normal – exactly what we required for our loop. Instead of stopping, it is also possible to make the program do something entirely different, but we'll go into this in more detail later.

OPTIONS

There are several other ways of achieving the same effect. Most modern basics provide specialised statements for handling loops of this sort. Most programmers favour these statements because it makes their code easier to read; but remember any loop structure can be created with the Goto and If statements.

One structure supported by both

Amiga Basic and AMOS is the While Wend structure. This creates a loop which is executed WHILE a particular condition is true. As soon as it is found to be false, the program finishes the loop and continues executing from after the Wend (short for While End) statement. Note that the If statement is no longer needed – it is implied as part of the While statement. Using While/Wend, the above program can be re-written as:



```
CENT#=0.0
While CENT#<>-999
Input "Enter degrees ↵
Centigrade";CENT#
FAHR#=(CENT#*9.0/5.0+32.0)
Print "Degrees Fahrenheit ↵
is";FAHR#
Wend
```

The first thing to notice is that the condition comes at the beginning of the loop. This means that the rest of the loop will not be executed if the answer to the question implied by the condition is false. You're probably wondering exactly what the condition is. What on earth does '<>' mean? Well, the '<' symbol means 'less than'. When used by itself in a conditional, it gives the answer 'true' if the number to its left is smaller than the number to its right, 'false' otherwise. The '>' symbol ('greater than') checks to see if the number to its left is larger than the one to the right. If both symbols are used, as they are here, it means 'not equal to' – it answers 'true' if the number to the left is less than or greater than the number to the right, but answers 'false' if they are both the same.

Notice that we are checking the value of CENT before it has been given one. The program's first line takes care of this by giving CENT a value of zero – it's not necessary, but it tidies up a loose end.

As the program executes, it tests to see if CENT equals -999. Since it doesn't, execution continues as before, with the user being asked for a temperature in Centigrade and being given a result in Fahrenheit. Finally, the Wend statement is reached. This instructs the computer to go back and start executing from the Wend statement. Once again the condition is tested – does CENT equal -999? Sooner or later, once

For/Next loop must have an ending:

```
{For I=1 To 10
Print "Hello"
Next I
```

The above segment of code would print out the message 'Hello' ten times. The first time through, the variable I is set to a value of 1. Then the code within the loop is executed. Once the Next statement is reached, the value of I is increased by one. The computer then checks to see if I has gone over the limit set in the For statement (10). If it hasn't, the program continues executing from the statement just after the For statement; if it has, execution continues from after the Next statement – here the program stops.

You can see the value of I changing throughout the loop here:

```
For I=1 To 10
Print I
Next I
```

If you put a final 'Print I' statement at the very end of the program, you'll notice that the last value it has is 11.

During the final go through the loop, I has a value of 10. Once the Next statement is executed, 1 is added to I (making it 11) and I is then checked to see if it is greater than 10. It is, so the loop finishes and I is left with a value of 11.

It's not necessary to have the loop counting from 1 to 10. It's possible to give I a start value of 50:

```
For I=50 To 100
Print I
Next I
```

Nor is it necessary to count in steps of 1. A handy addition to the For statement enables the programmer to set any step size required. The additional word to be used is 'Step':

```
For I=0 To 100 Step 10
Print I
Next I
```

It's possible to count backwards by giving a negative Step value – the Step value is the number added to the loop ('control') variable when the Next statement is executed. If there is no Step statement, the computer assumes that the Step value is 1.

All we initially wanted to do was execute a loop a set number of times. For this, there's no need to get involved with Step values, nor a need to start our For loop with any value other than 1. However, there are times when these features can come in useful. Read next month's article to uncover the mystery of arrays and their connection with the For/Next loop. **AS**

the user has finished with the program, CENT will equal -999 and the loop will end. Execution will continue from after the Wend statement. In this example, there is no more code so the program stops.

If you try this program you'll notice an irritating feature – when you input the value -999 the program calculates a Fahrenheit value for it before stopping, even though this value makes no sense. This is because CENT is not checked against the dummy value until *after* it has been both input and converted into Fahrenheit, when the top of the loop is reached again. For this particular problem, the use of Ifs and Gotos provides a neater solution.

Another method, not needing dummy values, would be to decide in advance how many items of data were to be processed and to set up a loop to execute that number of times. This can be achieved with Basic's For/Next statements.

These are a little different from the loops we've looked at so far; an extra variable is used as a counter. The first part of the loop has to set this counter to an initial value and to say what its final value should be:

```
For I=1 To 10
```

This sets up a loop to be executed ten times. As with all loops, the

FREE PD Software
Six 100 Page Magazines
Technical Advice - Discounts
£19 a year includes £1 joining fee.
FREE PD CATALOGUE DISK ON JOINING. We support all CBM Machines and PC compatibles.
1991 back issues £2.50 each.
SAE for details to Jack S. Cohen
PO Box 1309 London N3 2UT.
Call for overseas rates.

ICPUG
CALL
081-346-0050
after 6.00pm

COMMODORE PRODUCTS USERS GROUP
INDEPENDENT COMMODORE

BUILD YOUR OWN ROBOT

with the **NEW AMIGA INPUT/OUTPUT PORT**
Now you can use your Amiga to control electric motors, sensors, anything.

£26.95

* Cheapest I/O port available.
* 8 outputs, up to 13 inputs.
* Includes full instructions

"I used it to control a time lapse cine camera...so simple to operate from a basic program" G.R. Turner.

AMAZING SENSOR & CONTROL EXPERIMENTERS KIT £24.95

SPECIAL OFFER £3 OFF IF PURCHASED WITH I/O PORT
6 Electronic projects which plug into the I/O port. No soldering required. Includes software and **FREE "Guide to Amiga Interfacing"**. Projects include motor, light bulb, relay & much more.

"Bought for my son, it has enabled him to gain an understanding of the interaction between computers and the outside world." P.H. Morgan

UNCONDITIONAL GUARANTEE.
If not completely satisfied, you may return any product within 30 days for a full refund.

By mail: please send cheque payable to Switchsoft.
By phone: ring Switchsoft mail order line on **0325 464423**.
Prices: include P&P in UK. Overseas: please add £3.

SWITCHSOFT
Dept AS0492
26 Ridgeway, Darlington,
Co. Durham DL3 0SF

VISA

Access Switchable voice/fax line **0983 551496** Open 10am-7pm Monday to Saturday **VISA**

ACCOUNTS Arena Integrated.....99.64 Cashbook Combination.....54.99 Cashbook Controller.....37.60 EasyLedgers.....153.46 Home Accounts 2.....39.95 Personal Finance Mgr.....25.85 System 3 Integrated.....39.95 BOOKS 40 Lines Stocked 68000 Asm Lan Prgm.....21.95 Basic Basic In/Out.....18.95 Amiga C Beginners.....18.45 Amiga For Beginners.....15.95 Assembly Lang Prgm.....14.95 CBM ROM Kr Inc's & Docs.....29.95 CBM Hardware RI Mnl.....21.95 CBM ROM Kr Libraries.....29.95 CBM ROM Kr Devices.....29.95 CBM Service M1 A500 14.95 CBM Schem. A2000/6.....14.95 CBM AmigaDOS Manual.....21.95 Kids And The Amiga.....14.95 Using ARexx Amiga.....32.45 CABLES 100 Lines Stocked D23S-D9P IBM C/A.....14.10 D23S-D155 NEC M3 30.....14.10 D23S-D23P Extension.....13.63 D23S/2 Photo-Scarf.....11.75 D25P-C36P 2M Printer.....6.58 D25P-D25P 9W 2M Mod 11.28 D25P-D25P 25W 2M.....13.16 DIN5P-DIN5P MIDI.....5.17 Gender Changers.....7.99 Joystick/Mouse Switch.....12.86 Null Modem Cable 2M.....12.22 Socket D23S & Hood.....5.17 Switch Box D25S x 2.....19.74 COMMUNICATIONS Comms PD (2 Disks).....4.70 COMPUTER AIDED DESIGN Professional Draw 2.....89.77 X CAD 2000.....99.64 DATABASE MANAGERS HomeBase.....29.61 Image Finder.....49.82 InfoFile.....46.06 MailShot Plus.....39.01 Prodata 1.2x.....69.56 Superbase Personal.....26.79 Superbase Personal 2.....34.78 Superbase Pro 4.....189.88 DESKTOP PUBLISHING AmigaTeX Drivers (1).....52.64 AmigaTeX Typesetting.....111.39 Gold Disk Type (each).....32.90 Outline Fonts.....99.64 PageSetter 2.....45.59 Pagestream 2.2.....169.67 Pro Clips Str. Art.....23.97 Pro Page 2.7 2Mb.....169.67 Saxon Publisher 2Mb.....199.75 DUST COVERS Monitor 14" 1084/8833.....9.87 Amiga 500.....7.99 EDUCATION Distant Suns 4.....59.69 Maths Adventure.....24.91 Mega Maths A Level.....24.44 Micro English (GCSE).....23.97 Micro French (GCSE).....23.97 Micro Maths (GCSE).....23.97 Money Matters UK <6.....19.74 My Paint 2.....24.91 Picture Book <8.....19.74 Primary Maths.....24.44 EDITORS CygnusEd Pro 2.....59.69 Turbo Text.....59.69 GRAPHICS Animation Studio.....79.90 Deluxe Photolab.....56.40 Deluxe Paint 3.....49.82 Deluxe Paint 4.....64.86 Deluxe Video 3.....69.56 Digi Paint 3.....54.05 Imagine 3D Modelling.....169.67 Pixmate.....39.95 Real 3D 1.3.....119.85 Real 3D Turbo 2Mb.....329.94 Scene Generator.....35.72 Scenery Animator.....69.56 Sculpt Animate 4D 2Mb.....337.23 Sharp Colour Scanner.....599.72 Take 2 Animation.....89.77 HARDWARE 1Mb A500 RAM Exp.....54.99 3.5" External Drive.....58.75 3.5" Int A2000 Drive.....58.75 512K A500 RAM/Clock.....29.61 Amiga 1500 & Software.....579.98 Amiga 1500 & 2 Drives.....519.82 Amiga 1500 & 1 Drive.....489.74 Amiga 3000 16/40.....1999.85 Chip CIA 8520A.....14.57 Chip ECS Denise.....39.95 Chip ECS ROM 2.04.....34.78 Chip Fatter Agnus 1Mb.....61.10 Chip ROM 1.3.....30.55 GVP 68030 22MHz.....539.56 1-13Mb.....539.56 GVP 68030 50MHz.....1549.59 GVP A2000 SCSI 0-8Mb.....169.67 GVP A2000 52Mb 0-8Mb.....273.65 GVP A2000 105Mb 0-8Mb.....449.79 GVP A2000 2-8Mb RAM.....169.67 GVP A500 52Mb 0-8Mb.....369.89 GVP A500 105Mb 0-8Mb.....559.77 Naksha Mouse & Game.....29.61 Quantum 52Mb SCSI HD.....199.75 RAM Chip 256K CMOS.....6.11 RAM SIMM 1Mb.....34.78 ROM Shaver.....24.91 SCSI HD Case & PSU.....119.85 SupraRAM A500 1-8Mb.....139.59 INTEGRATED PACKAGES Appetizer.....30.55 Graphics Starter Kit.....56.40 Office By Gold Disk.....69.56 The Works Platinum.....69.56 MULTIMEDIA AmigaVision (CBM).....95.88 Hyperbook.....49.82 PROGRAMMING AMOS Compiler.....24.91 AMOS Creator.....34.78 ARexx.....33.84 C PD (5 disks).....9.87 Devpac 2 Assembler.....43.71 Devpac 3 Assembler.....54.99 Pascal PD.....23.97 GFA Basic Compiler.....29.61 GFA Basic Interp.....29.61 HighSpeed Pascal.....64.80 HiSoft Basic Compiler.....57.81 Lattice C 5.1.....159.80 Logo.....49.82 Pascal PD.....2.82 RIBBONS 6 CBM MPS1230.....25.38 6 CBM MPS1500.....31.02 3 CBM MPS1500 Colour.....36.66 6 Citizen 120D.....19.74 SOUND Audiomaster 4 s/w.....49.82 Audiomaster 3 s/w.....49.82 Bars & Pipes Pro.....219.96 Deluxe Music.....54.99 GVP Dig. Sound Studio.....59.69 MIDI Plug Interface.....25.38 Music X Junior.....66.27 Sequencer One.....74.73 Sonix 2 Composer.....49.82 Sound Trap 3 Sampler.....30.55 SoundMaster Sampler.....109.98 Stereo Master Sampler.....34.78 SuperJAM! Composer.....89.77 SPREADSHEETS Advantage.....69.56 DGCalc 512 x 52.....30.55 Superplan.....49.82 UTILITIES Ami-Back SCSI Backup.....49.82 B.A.D. Optimiser.....34.78 BBC Emulator.....35.72 Byte 'N' Back.....19.74 CrossDOS Transfer.....24.91 Directory Manager.....35.72 Disk Master 2.....49.82 Doctor Ami.....40.89 G8 Route Plus.....59.69 Mavis Beacon Typing.....27.73 Personal Fonts Maker.....49.82 Quarterback Tools.....59.69 TurboPrint Pro.....44.65 VIDEO Broadcast Titrer.....184.01 Digi View Gold 4.....109.98 GD Fonts; Decor 1.....64.86 Hitachi Camera/Lens.....204.45 Home Titrer.....34.78 Rendale 8802 Genlock.....189.88 RocGen Genlock.....99.64 Scala Presentations.....179.54 Scala 500.....79.90 ShowMaker.....229.83 Video Ease Titrer.....37.50 Video Titrer.....64.80 Vidi Complete Solution.....159.80 WORDPROCESSORS Excellence 2.....69.56 Final Copy WP/DTG.....79.90 Kindworks 2.....36.66 PenPal.....59.69 Personal Write.....29.61 Protext 5.5.....101.99 Protext 4.3.....49.82 ProWrite 3.7.....99.64 QuickWrite.....39.95 Scribble Platinum.....42.77 TransWrite.....32.90 Wordperfect.....189.88 Wordworth.....87.89 * Please check the availability of items marked with an asterisk

Richard & Angela Howe: Applied Research Kernel
Dept ASH, Corve Farmhouse, Corve Lane,
Chale Green, Nr. Ventnor, PO39 2LA, U.K.

POST & PACKING (on items averaging less than 1kg):
U.K. £0. Special Delivery £3.29, Securicor £9.87.
BFPO & CHANNEL ISLANDS £0, Special Delivery £3.29.
EUROPE £5 1st item + £3 for each additional item.
WORLD £15 1st item + £9 for each additional item.

CHEQUES London Sterling to A.R.K. Cheques may clear.
NORMAL DESPATCH Stock 24 hrs. Supplier 48 hrs.
EXPORT & BFPO Remove UK VAT (£1.175) (Not Books)
V.A.T. Prices include V.A.T. Books are zero rated.
PRICES Are necessarily subject to change.
MEMORY Assume 1Mb RAM to load, unless stated.
Visitors are always welcome by appointment

Access **AMIGA REPAIRS** **VISA**

★ Commodore registered
★ Over 10 years experience with Commodore computers
★ 20 qualified technician engineers at your disposal
★ We will undertake to repair your Amiga 500 computer for just £44.95 including parts, labour, VAT and post & packing
★ Most computers should be repaired within 24 hours of booking in.
★ Prices include full service check, overhaul, soak-test and replacement of power supply unit if necessary
★ Repairs to keyboard and disk drive also included (£25 extra if these units are unrepairable and require complete replacements)
★ All repairs covered by a 90 day warranty

Upgrade your Amiga from 512K to 1Mb of memory for just £25.00
SPECIAL EXCLUSIVE OFFER:
If you submit your computer to ourselves for repair, enclosing this advert along with just an additional £25, we will supply and fit a 512K memory expansion at no extra cost.

WTS ELECTRONICS LTD
STUDIO MASTER HOUSE
CHAUL END LANE
LUTON, BEDS, LU4 8EZ
Telephone (0582) 491949 - (4 lines)

How to take advantage of this exceptional offer: simply send or hand deliver your machine to the workshop address detailed right, enclosing payment and this advert and we will do the rest. (If possible please include a daytime telephone number and fault description).
* If you require 24 hour courier to your door, please add £5 else your computer will be sent back by contract parcel post.

WTS reserve the right to refuse machines that in our opinion are tampered with, to an extent beyond reasonable repair

Find your local group

1520 Plotter Group (ICPUG) Contact John Bentley ☎ 06286 65932.

Amiga Artists Club 34 Roundhay Mount, Leeds LS8 4DW. A club for Amiga artists, musicians and coders for mutual assistance and programming demos. Pirates not welcome. Free membership. Contact KAM on ☎ 0532 493942, 5pm-8pm.

Amiga Beginners' Club 110 Whitehill Park, Limavady, Co. Londonderry, BT49 0QG. Club to help newcomers. Bi-monthly club disk, and a small PD library. Membership £2 for a single disk, or £20 for every issue.

Amiga Helpline Service DTP, PD, Help/problem service. Free membership. Beginners welcome. Send stamp for info to: G Keenan, 21 Skirsa Pl, Glasgow G23 5EE.

Amiga Musicians' Club Membership gets you a disk with 50 IFF samples a month for 12 months. Also sample service. Membership £30. Contact Gavin Wylie, Guthrie Street, Carnoustie, Angus.

Amiga Users' Klub. Windsor House, 19 Castle Street, Bodmin, Cornwall PL31 2DX. Meets every Friday from 6.30-9pm, to expand members' knowledge of Amiga and to help solve people's problems. Contact Jack Talling.

Amiga Users Group - FYLDE Advice on Amiga, technical support, discussions, workshops, tuition. £10 year, £6 6 months. Contact A Wilkinson, 25 Glen Eldon Rd, Lytham St Annes, Lancs ☎ 0253 724607.

Amiga Video Producers' Group Meets quarterly in Swindon. For info pack send SAE to J Strutton, 8 Rochford Cl, Grange Park, Swindon, Wilts SN5 6AB ☎ 0793 870667.

Amiga Witham Users' Group 85 Highfields Rd, Witham, Essex CM8 1LW. Tips and Basic programs. K Anderson ☎ 0376 518271.

Amigaholics Club Free membership. Own disk magazine. For further information contact Kevin Bryan ☎ 071-580 2000 Ext 240 or 29 Wolfe Cres, Charlton, London SE7 8TS.

If your group isn't mentioned, fill in the form at the bottom of the page to let us know about you

Amigamania Quarterly newsletter (tips, advice etc), quality PD, discount hardware, software and accessories, free advice. Annual membership fee £7. Contact S Green, 9 St Lukes Walk, Hawkinge, Kent CT18 7EF

Amos Programmer Club Free membership, swap AMOS programs and PD, disk magazine and help for new users. Contact Gareth Downes-Powell, 6 Brassey Avenue, Broadstairs, Kent CT10 2DS

AMOS Programmers' Exchange Free membership. Swapping software and ideas. Help available. J Lannig, 7 Majestic Rd, Hatch Warren, Basingstoke, Hants RG22 4XD

AMOS User Group Swap ideas, help on any AMOS subject, swap PD and own creations. Contact Andy ☎ 0323 26790

Andover ICPUG ☎ R Geere 0264 790003

Anglesey ICPUG Meet every Monday 6pm-9pm at Holyhead Unemployed Workers Club. All machines from C64 to Amiga. Contact Nick Massey ☎ 0407 765221.

Avon Micro Computer Club Graphics and animation, business and the chance to speak to professional users. £3 per annum. Contact Roger for more information: 95 Downend Rd, Horfield, Bristol ☎ 0272 513224.

Ayr ICPUG Meets at Radix Training Centre, West Sanquhar Road, Ayr. Contact John Smith ☎ 0292 261408 Ext 202.

Basic Programmers' Group 68 Queen Elizabeth Dr, Normanton, West Yorks WF6 1JF. Encourages the use of Basic, exchanges ideas and assists beginners to the language. Free newsletter Mark Blackall ☎ 0924 892106.

Cardiff ICPUG ☎ I Kelly 0222 513815

Champion PD Club PD at 30p, newsletters, advice, help and more. Membership £10. Contact: Steve Pickett, 31 Somerset Close, Catterick, N Yorkshire, DL9 3HE.

Chester-le-Street 16-Bit Computer Club Ground floor function suite, The Civic Centre, Newcastle Road, Chester-le-Street. Club meets Mondays from 7.30-9.30pm to look at software, exchange advice and swap tips. Contact Peter Mears ☎ 091-385 2939.

CDTV Users Club Exchanging views on software and hardware. Contact Julian Lavanini, 113 Fouracres Rd, Newall Green, Manchester M23 8ES.

Chic Computer Club Full details with an SAE to STAMP, Chic Computer Club, PO Box 121, Gerrards Cross, Bucks. Contact Steve Winter ☎ 0753 884473.

Club Amiga Membership of this national group costs £10 a year for PD software and a 24-hr telephone helpline service (091-385 2627). For more information send an SAE to Chris Longley, 5 Bowes Lea, Shiny Row, Houghton Le Spring, Tyne and Wear.

Comp-U-Pal Australian user group for users in the outback. Newsletter, phone helpline, PD library. Membership \$24. Write to Comp-U-Pal, c/o MDA, PO Box 29, Knoxfield 3180, Victoria, Australia.

Computer Club 16 Laton Road, Hastings, East Sussex ☎ 0424 421480. A 16-bit club dedicated to being computer enthusiasts without being pirates. Membership costs £15 per year, and the club has discounts with several local firms.

Coventry ICPUG Meets on the first Wednesday of the month. Bring your computers. Contact John Orange ☎ 0203 689635.

Disabled Group (ICPUG) Contact David Bate, 71 Bedford Rd, Bootle, Merseyside L20 7DN.

Dublin ICPUG Meets fortnightly on Fridays (except August) at St Andrews College. Covers all Eire, 36-page newsletter. Discounts arranged. Contact Geoffrey Reeves ☎ 010 353 12 883863.

Durham PD Club Free PD, help with Amos or general problems. Membership £12 for 6 months. Contact Scott Harvey, 68 Wood Vue, Spennymoor, Co Durham DL16 6RF

Edinburgh Amiga Group Membership £5, includes free advice and PD. Contact Neil McRea, 37 Kingsknowe Road North, Edinburgh EH14 2DE with SAE.

Edinburgh ICPUG Contact Amiga Centre Scotland ☎ 031-557 4242.

Hereford Amiga Group Membership free, help, exchange of PD and shareware. Lotus Turbo 2 Quad Player Championship. Contact John Macdonald, Alma Cottage, Allensmore, Hereford HR2 9AT ☎ 0981 21414.

Imagine Users' Group To encourage use of Imagine and other ray tracers. Affiliated to US group. Object library. Membership free. Contact Brian Walker, 16 Cambridge Road, Newton Cambridge CB2 5PL.

Independent Commodore Products Users' Group Biggin Hill Library, Church Road, Biggin Hill, Kent. Meets most Thursdays from 7.45-9.45pm. There are lecture nights and open nights where members can get help. See also regional entries. ☎ John Bickerstaff after 8.30pm 081-651 5436.

Kent Youth Computer Group Computer fair visits, programming, video and DTP work, monthly newsletter. 30p entry/evening. Meetings Sundays 6.30 - 9pm at the D Bowen

Youth centre, Kingsnorth Road, Ashford, Kent TN23 2LY. ☎ 0233 629804

Leeds ICPUG ☎ R Eyre 0532 487691

Macclesfield ICPUG Meets at The Harlequin Club, Chestergate, Macclesfield, every Tuesday from 8-11pm. Contact Peter Richardson ☎ 0298 23644.

Maritime Amiga Club Maritime computing, interact with seafarers ashore on Amigas. Free membership. Contact CDR K Osei, GN Ships Refit Office, 51 Rue de la Bretonniere, 50105 Chrebourg, France. ☎ 33 33225447

Merseyside ICPUG ☎ G Titherington 051 521 2553

Mid-Thames ICPUG Meets at Cox Green Community Centre, SW of Maidenhead, on the second Thursday of the month at 7.30. Open nights and some talks. Newsletter. Contact Mike Hatt ☎ 0753 645728.

Northern Ireland Amiga User Newsletter, free PD library. Send SAE for further info. £5 annual membership. Contact: S Hamer, 98 Crebilly Rd, Ballymena, Co Antrim BT42 4DS

Norwich Masked Heros Programming, graphics, sound, send SAE for info. Free membership. Contact Zorro, 278 Aylsham Rd, Norwich, Norfolk NR32RG ☎ 0603 409899

Pennine Amiga Club 26 Spencer Street, Keighley, West Yorkshire BD21 2BU. Free membership, free advice and a newsletter. Contact Neville Armstrong ☎ 0535 609263.

Public Domain User Group Swaps PD between members, provides advice and reviews of PD. Basic membership free, advanced £3 per year for newsletters and price reductions. SAE to 12 Oxford Road, Guildford, Surrey GU1 3RP.

Slim Agnus 115 Brocks Drive, North Cheam, Sutton, Surrey SM3 9UW. Meet last Thursday of month. PD library, BBS, advice from Amiga experts. Contact Philip Worrel.

Software Exchange Service 13 Bournville Lane, Stirchley, Birmingham, West Midlands B30 2JY. Offers a forum for exchanging old, unwanted games for a small price. Contact Michael Pun ☎ 021-459 7576.

Solent ICPUG Meets at GEC Aerospace Sports and Social Club, Titchfield, Hants, first Tuesday of the month at 7.30. Contact Anthony Dimmer ☎ 0705 254969.

Southampton Amiga Nutters club anything and everything to do with the Amiga. SAE for more info to D Collins, 6 Bentley Green, Harefield, Southampton SO2 5GB

South West ICPUG Meets second Sunday of the month at Queens Arms Hotel, Charmouth, Dorset, at 10am. Bring your computers. Some talks. ☎ P Miles 0297 60339.

Stevenage ICPUG Meets at Hertford Road Community Centre, Stevenage, last Friday of the month at 7.30pm. Contact Brian Grainger ☎ 0438 727925.

Warpdrive (friends of Amiga) Amiga help-line, PD library, bi-monthly disk mag, free drinks, competitions and infosheet. £15 a year. Contact B Scales 110 Burton Ave, Balby, Doncaster DN4 8BB ☎ 0302 859715

Watford ICPUG Long-standing club with friendly atmosphere. Meets third Wednesday of the month, 7.30pm St Thomas Church Hall, Watford. Membership £15. Contact Mark Pryor ☎ 0442 864234.

WCSPSAI Help available. PD disk of your choice and newsletter every month. PD at £1. Membership fee £25. For information contact A Jamieson ☎ 0749 677609

West Riding ICPUG Contact Kevin Morton ☎ 0532 537318.

Wigan ICPUG ☎ B Caswell 0942 213402.

Wrexham District Computer Club PD, library of books, equipment loan. 10p to join, plus 50p to get in. Held in Memorial Hall, Wrexham every Thursday, 7-10pm. Contact Paul Evans, 3 Ffordd Elfed, Rhosnesi, Wrexham, Clwyd LL12 7LU.

GET YOURSELF LISTED

If you run a user group which isn't listed on this page, fill in the form below for your free entry. Send it to **Amiga Shopper User Groups List**, 30 Monmouth Street, Bath BA1 2BW. We reserve the right to refuse entries.

AS12

Group name

Contact name

Contact telephone number

Contact address

Place of meetings

Time of meetings

Type of activities

Membership fee

FIRST CHOICE
1
COMPUTERS

FIRST CHOICE

LEEDS

TEL: 0532 637988

FAX: 0532 637689

NEW OPENING HOURS

OPEN MON - SAT 9.30AM-5.30PM
SUNDAY OPENING 11.00AM-3.00PM
THURSDAY NIGHT LATE 9.30AM-7.30PM

WEST YORKSHIRES PREMIERE
AMIGA AND ATARI COMPUTER STORE

AUTHORISED DEALERS FOR STAR, CITIZEN,
COMMODORE, ACORN, ROMBO & PHOENIX



THE NEW AMIGA A500 PLUS CARTOON CLASSICS PACK

Now complete with:

- * One Mb of chip RAM expandable to 10 Mb of RAM in total
- * The new Kickstart 2.04
- * Workbench 2.04
- * Built in battery backed real time clock
- * New improved user friendly manuals

This pack also comes with Lemmings, (the only game ever to get a 100% rating!) The Simpsons, Captain Planet and Deluxe Paint 3 the incredible paint and animation package plus mouse and modulator

NEW LOW PRICE !!

now only
£339.99!!

or **£384.99** for 2Mb version

First Choice Pack
ONLY £29.99 see PAGE 2

NEW AMIGA 1500 PLUS

New !! The New 1500 Plus Base pack

now complete with the latest 2.04 Kickstart
chip and Workbench 2.04 the 1500 Plus !!

The Base pack is the ideal upgrade machine for those wanting
to upgrade from their present Amiga 500

only **£499.99**

Amiga 1500 Plus Business & Entertainment Software pack

The same spec. as the base pack but with Deluxe Paint 3, Platinum Works
(the best integrated package available for the Amiga), Home Accounts,
Puzznic, Elf, Toki plus the latest Amiga Format Tips book (2.04 compatible)
and Joystick.

now only **£549.99**

or **£779.99**

with 1084SDI colour monitor (UK Spec.)

New !! THE NEW AMIGA 500 & 1500 DELUXE SERIES

The A500 Deluxe is an uprated version of the A500 Plus
incorporating the Phoenix ROM sharer with 1.3 chip because some older
software will not run on the new A500 Plus. The A500 Deluxe has been
developed with a built in ROM sharer so you can choose to run either Kickstart
1.3 or 2.04 making incompatibility problems a thing of the past! The
Deluxe also Comes complete with the Cartoon Classics software pack.

only **£419.99**

or **£465.99** for 2 Mb version

The Amiga 1500 Deluxe is an advanced version of the standard Amiga 1500 Plus

incorporating the famous Phoenix ROM sharer and 1.3 Kickstart ROM chip. As
with the A500 Deluxe, this enables you to switch between the old and new
operating system to accommodate older software that can only run on the 1.3
operating system.

only **£559.99**

for base pack version or
£609.99 for the 1500 software pack version

Phoenix A500 Plus RAM Expansions

We stock the best name in A500 Plus RAM expansions. These high quality RAM modules will take your
A500 Plus up to 2 Mb of chip RAM without invalidating your warranty.

Unpopulated.....only **£19.99**

Populated to 512K..only **£34.99**

Populated to 1 Mb....only **£49.99**

Phoenix ROM Sharer

Because some older software will not run on the new 2.04 operating system Phoenix
have designed a high quality ROM sharer. Recognised as being the best on the market,
this ROM sharer features a flexible ribbon connection so that it can be positioned
anywhere within your A500 Plus.

Don't be fooled by cheap low quality alternatives
to Phoenix, treat your Amiga to the best!!

only **£24.99**

All Phoenix products come complete with a full 2 year replacement warranty

Tel. 0532 637988
 Dept 4S, Unit 8, Armley Park Court, Stanningley Road, Leeds, LS12 2AE

FIRST CHOICE
1
COMPUTERS

FIRST CHOICE

LEEDS

TEL: 0532 637988

FAX: 0532 637689

Nearly all the products we sell are on demo at our show room. At First Choice we make a point of knowing our products before putting them on sale. Although, due to time constraints and the sheer volume of new products this is not always possible!

DEPT. AS, UNIT 8 ARMLEY
PARK COURT, OFF CECIL
STREET, LEEDS, LS12 2AE



Free Delivery on all products!!!

CDTV

Commodore Dynamic Total Vision

Complete with Hutchinsons Encyclopedia, Lemmings and Welcome CD disk, CDTV is a powerful media for both entertainment and education. Capable of handling up to 540 Mb of data, whole encyclopedias can be stored on just one compact disc. The CDTV is also a high quality audio CD player. We also stock a large range of CDTV software all at discount prices

now only £449.99
UK Spec.

New CD Rom for the Amiga A500 now available !!!

The add-on that every one has been waiting for. This high quality CD ROM turns your Amiga into a CDTV

only £279.99

New CDTV keyboard

Effectively transforms your CDTV into an Amiga so you can get even more out of CDTV. With the aid of a standard 3.5" disc drive the CDTV will take most of the normal Amiga software from word processing to entertainment

only £49.99

New CDTV Trackerball

complete with 2 joystick ports, this is a must for CDTV owners

only £74.99

FIRST CHOICE PACK

Take the headache out of buying a computer with our ever popular FIRST CHOICE Pack. All the essentials required for the first time buyer. Ideal for any Amiga and great value too!

Comprises:

* Top quality microswitched Powerplay Cruiser joystick

* Mouse Mat

* Dust Cover

* 10 Blank Disks

* **Plus 3 Extra games!!**

only £29.99

STAR PRINTERS

All Star printers inc ribbons, free std printer cable and 12 month guarantee

The Star LC20

Replacing the famous LC10, the LC20 is faster at 180cps draft and 45 cps NLQ. It's also quieter. The front panel now has push button operation replacing the old LC10 membrane panel. Other spec is similar to LC10.

now only £139.99!!

Star LC200

Colour 9 pin printer with 8 resident fonts and a high speed of 225cps draft and 45 cps in NLQ. A4 Landscape printing

now only £199.99

Star LC24-200

Mono and colour. 222 cps draft and 67 cps LQ. 10 resident fonts. A4 Landscape printing

only £229.99 mono
or £289.99 colour

Star XB24-200 Colour

The choice of many professional organisations, this printer comes with one year on-site maintenance. 332 cps draft, 100 cps LQ. 29k buffer exp to 189k, 4 super LQ fonts and 14 LQ fonts

now only £399.99

Star LC24-10

24 pin quality at the price of many 9 pins. 180 cps draft, 60 cps in NLQ, 8k buffer expandable to 37k

now only £189.99

Star printer accessories : Dust covers from £4.99. Printer stand just £7.99 when purchasing printer. Mono ribbons from only £3.69

CITIZEN PRINTERS

All Citizen printers inc. free printer cable and come with a full 2 year warranty!

The Citizen Swift 9 Colour

Unbeatable value colour printer. 4 resident fonts. 192 cps draft and 48 cps in NLQ. Highly recommended. This printer is also available in a wide carriage (136 column) version

only £194.99 (80 col)
or £314.99 (136 col)

The New Citizen 224

A replacement for the famous 124D, the 224 now comes with the option to upgrade to a high resolution colour printer. If you want 24 pin quality, you want to print in colour if necessary and you don't want to spend a fortune, the new 224 is an ideal solution. Using the same technology as the Swift 24, the 224 is basically a cut down version. 192 cpi draft and 64 cpi letter quality with 3 built in fonts.

only £214.99 (mono)
or £244.99 (colour)

The New Citizen Swift 24e and 24x

(What Micro Best Buy)
The best budget 24 pin printer has just got better!

This must be the best 24 pin colour printer for less than £300. 8k buffer expandable to 40k, 216 cps draft, 72 cps LQ and multilingual too!

only £274.99 (80 col)
or £414.99 (136 col)

Citizen printer accessories : Mono ribbons only £4.99, Printer stands £24.99, auto sheet feeders £85.00, semi auto sheet feeders only £15.00

THE NEW STAR SJ48 BUBBLE JET

With Epson LQ and IBM Proprinter emulation. The SJ48 is a revolution in printer technology. The quality is almost as good as an expensive laser printer yet costs less than many 24 pin printers. Portable in size, very quiet, and faster than most dot matrix printers at 100 cps in LQ. Printer cable included

only £229.99
Auto sheetfeeder £52.99

THE NEW EPSON 4100

With 512k of RAM as standard from First Choice, expandable to 6 meg. 6 pages per minute, HP2, FX, LQ, GQ compatible. 150 autosheet feeder, 12 months on-site maintenance and printer cable.

only £719.99
Toner cartridge £59.99

HEWLETT PACKARD PRINTERS

The HP Deskjet 500 printer allows you to create laser jet quality without the cost. With 100 page auto sheet feeder, printer cable, 3 page / minute speed and

3 year UK warranty
only £359.99

The HP Deskjet 500C

The famous deskjet 500 is now available as a colour printer. With this printer you can get stunning colour output at laser quality

now only £599.99

MONITORS

All our monitors are UK spec.

All monitors come complete with a free Amiga lead

WARNING: Before you purchase a monitor make sure it has a full UK specification. You might be buying what you think is a similar monitor at a lower price but it is likely to be a "GREY" import. These monitors do not comply with British safety standards and are not covered by an official warranty

Protar Stereo colour monitor

This monitor uses the same tube as the Philips 8833 MK2 and has the same specification. The Protar comes with a full 12 month replacement guarantee. This must be the best value medium res. monitor on the market. Amiga cable included. Tilt and swivel stand only £11.99 when purchased with this monitor. Cover only £5.99

only £199.99 UK Spec.

Commodore 1084 SDI Stereo Colour monitor

The perfect complement to your Amiga system. This Colour stereo monitor features 640x256 line resolution and green screen facility. Amiga cable included. Tilt and swivel stand only £11.99 when purchased with this monitor. Cover for monitor only £5.99

only £239.99 UK Spec.

CM7 Super VGA Colour monitor

The CM7 monitor is a high quality VGA monitor ideal for making your AMIGA into a professional system. 0.28 dot pitch. Comes complete with tilt and swivel stand. Monitor cover only £5.99 if purchased at the same time

1500 VERSION £369.99
with Flicker Free Video card

A500 VERSION £499.99

Philips CM8833 MK2 stereo colour monitor

Colour stereo monitor. 600x285 line resolution, green screen facility, one year on site maintenance, cable for Amiga included. Tilt and swivel stand only £11.99 when purchased with monitor. Cover only £5.99

only £239.99 UK Spec.
with F19 Flight Simulator

Goldstar remote control TV/monitor superior to a standard TV set.....**only £189.99**
AOC Multisync.....**only £299.99**
Commodore 1900 multisync.....**only £436.99**

The Complete Colour Solution

Take 2

As official dealers for Rombo, we are able to offer this excellent package at a great price. The complete colour solution comes with RGB splitter, Vidi Amiga, Vidi Chrome, power supply and Photon Paint.

now only **£129.99**

Designed to be used in conjunction with a digitiser or as a stand alone program, this is latest animation package for the Amiga from Rombo. Features include load and save from D. Paint animations and IFF files. Supports HAM graphics.

only **£69.99**

VIDI AMIGA

RGB SPLITTER

Frame grabber.

High quality digitizing. Inc Vidi chrome colourising software

only **£84.99**

Enables you to Colour Digitise in a second. Replaces red green blue filter set. Can be used with Digi view or Rombo products

only **£54.99**

THE NEW MICROBOTICS ACCELERATOR BOARDS

The VXL is an advanced 68030 accelerator for the Amiga 500/1500/2000 with space for an optional co-processor (CP)

VXL30 25Mhz EC.....only **£239.99**

VXL 30 40Mhz EC.....only **£369.99**

68881 co-pro for above.....only **£79.99**

The VXL accelerator boards can also accept 32 bit RAM to optimise performance. The superfast 32 bit RAM comes as a 2 Mb or 8 Mb daughter board for the VXL.

2 Mb of 32 Bit RAM (60ns).....only **£214.99**

8 Mb of 32 Bit RAM (60ns).....only **£419.99**

PANDAAL HAND SCANNER

On test this scanner has proved to be the easiest and most effective scanner that we have used to date having compared it to most of the other major hand scanners on the market. We are able to offer this high quality scanner at a fraction of the normal cost. Complete with the latest improved version of Daata-scan software this scanner is able to pick out text and graphics at up to 400 d.p.i in real time. Daata-scan enables you to easily manipulate the image. Scans in real time up to 64 grey scales. Ideal for desk top publishing and presentation.

SPECIAL OFFER now only **£109.99**
or **£124.99** with 2 way parallel switcher box

DISCOUNT SOFTWARE

FINAL COPY WORD PUBLISHER

Superb new easy to use word publisher from the writers of PenPal. With built in outline fonts for top quality output, full graphics import capability (IFF and HAM). Features include Thesaurus, spelling checker and detector, automatic hyphenation, insert date, time, and page number, scale graphics to any size, crop graphics, multiple columns layout, magnified and reduced page view, full post script support and much more. Requires 2 disk drives or a hard drive.

Highly Recommended only **£39.99**

or **£95.99** with Cumana 3.5" external drive

PLATINUM Special offer !! WORKS now with Home Accounts

As recommended by Commodore and taken from the Amiga 1500 Plus pack, we believe this to be one of the best all round integrated business packages on the Amiga. It comes with Platinum Scribble w/p, spell checker, thesaurus, Analyse (a "Lotus 123" compatible spreadsheet with 3D graphics), a database, sideways printing utility and communications software plus the best selling Digita Home Accounts package

only **£49.99!!**

limited stocks

DIGI-VIEW MEDIA STATION

The new complete graphics creation presentation package for your Amiga. Comes complete with the famous Digi-View Gold, Digi-Paint and Elan Performer

only **£109.99**

IMAGINE Version 2

The latest version of Imagine, the ultimate 3D animation rendering system

only **£199.99!**

PENPAL

This best selling word publisher incorporates many features found only in a desk top publisher. Also includes an easy to use database.

Highly recommended

now only **£54.99**

NEW IN!!! PAGESTREAM V2.2

The latest version of this powerful DTP package that we recommend. Better than alot of DTP packages on a PC and better than most on a Mac

only **£124.99**

WORDWORTH Version 1.1

The latest version of this highly acclaimed WYSIWYG word publisher. Comes with multiple fonts, powerful thesaurus, large spellchecker, speech synthesis

only **£74.99**

OTHER SOFTWARE

3D Text Animate.....now only **£9.99**

Aegis Sonix.....**£39.99**

Art Department Pro.....**£99.99**

Amos Creator.....**£34.99**

Amos Compiler.....**£22.99**

Amos 3D.....**£27.99**

Audio Engineer.....**£169.99**

Audio Master version 4.....**£39.99**

Broadcast Titler.....only **£159.99**

CrossDos.....**£19.99**

Deluxe Music Construction Set.....**£54.99**

Deluxe Paint 3.....now only **£16.99**

Deluxe Paint 4.....now only **£57.99**

Excellence word publisher V2.....**£89.99**

Flexidump printer utility.....**£31.99**

GB Route Planner.....**£29.99**

GoldDisk Office.....**£64.99**

Pagesetter 2 DTP.....**£45.99**

Pro Page professional DTP.....**£124.99**

Pro Video Plus.....**£149.99**

Quarterback hd backup util.....only **£29.99**

Sequencer One.....**£74.99**

SuperPlan Spreadsheet.....**£29.99**

Vista.....**£29.99**

Vista Pro (2 Mb required).....**£69.99**

Walt Disney Animator.....**£68.99**

Xcopy Pro inc. hardware.....**£33.99**

HARD DRIVES AND RAM

GVP Hard Drives for the

AMIGA 500, 1500 or 2000 series

Recognised as being probably the best hard drives for the AMIGA, GVP drives come fitted with fast access Quantum drives and 8 Mb of unpopulated RAM. GVP drives use inexpensive 1 Mb by 9 SIMM modules at only £37.99 per Mb

AMIGA 1500/2000 VERSION

52 meg.....**£289.99** 105 meg.....**£429.99**

AMIGA 500 VERSION

52 meg.....**£374.99** 105 meg.....**£569.99**

Supra 52 Mb Hard Drive for the A500

Using the super fast Quantum drive, these drives also come with Express copy hard drive backup software. The Supra also has Space for 8 Mb of RAM

now only **£319.99**

DRAM CHIPS

256 by 4 DILs

ideal for A590 & Supra Hard drives plus many other Amiga RAM applications

QTY

4+ (512K).....now only **£3.79**

8+ (1Mb).....now only **£3.59**

16+ (2Mb).....now only **£3.29**

1 Mb by 8 or 9 SIMM boards

as used in GVP and Cortex boards

only **£34.99**

1 Mb by 4 ZIPS

as used in Supra boards. 2 1 Mb by 4

ZIPS equal 1 Mb

only **£38.99** per Mb

OTHER PERIPHERALS

2 Way Parallel port sharer inc. cable

Many peripherals such as printers and scanners share the Amiga parallel port causing the user to have to swap between the two. Solve this problem with the 2 way sharer box

only **£17.99**

Rocgen Genlock

only **£99.99**

Rocgen Plus

only **£139.99**

Supra 2400 baud

Modem only **£74.99**

DISK DRIVES

New Roclite 3.5" Disk drive

The new super slim Roclite has recently received the best review for disk drives in Amiga Format (although many of these reviews are totally misleading)

only **£59.99**

Cumana 3.5" Disk drive

1 meg external drive. The best name in disc drives now at a super low price

only **£57.99**

NAKSHA MOUSE

This famous Hi-res mouse now comes with Operation Stealth, mouse mat, holder and 2 year warranty

only **£24.99**

NEW ROCTEC MOUSE

This is an excellent high quality mouse for the Amiga Fully micro-switched mouse. Excellent value and highly recommended. 200 DPI resolution.

only **£16.99**

or **£19.99** with mouse mat and holder

EMULATORS

KCS Power board PC/XT

emulator comes with Dos 4.01...

now only **£199.99**

A500 Plus compatible

Amiga 1500 adaptor only **£59.99**

New AT Once emulator turns your Amiga into

an IBM AT compatible now with 16 Mhz clock speed!

only **£189.99**

DISKS

All Phoenix 3.5" disks are **GUARANTEED FOR A LIFETIME** and are **CERTIFIED 100% ERROR FREE**. double sided, double density disks are of the highest quality in magnetic media and are extensively used by duplicating houses

QTY

Phoenix Bulk

OR Sakura Branded

10.....**£4.99**.....**£6.99**

25.....**£11.99**.....**£13.99**

50.....**£21.99**.....**£25.99**

100.....**£39.99**.....**£44.99**

200.....**£72.99**.....**£84.99**

500.....**£169.99**.....**n/a**...

1000.....**£339.99**.....**n/a**...

Disk Labels.....500.....now only **£6.99**

Disk Labels.....1000.....now only **£9.99**

SUPRA RAM EXPANSION

The ultimate Amiga A500 expansion. Take your A500 up to 9 Mb (10 Mb with the A500 Plus). Fits onto the side expansion port. Auto configures with no software patching.

Please note that when 256*4 ZIPS are used, the Supra RAM can only be populated to a maximum of 2 Mb. If you use this configuration and want to further increase your capacity you must replace the 256*4 ZIPS with 1 Mb by 4 ZIPS.

8Mb pop to 1 Mb...**£99.99**

8Mb pop to 2 Mb using

256*4 zips.....**£124.99**

8Mb pop to 2 Mb using

1 Mb*4 zips.....now only **£149.99**

8Mb pop to 4 Mb...**£209.99**

8Mb pop to 6Mb.....**£254.99**

8Mb pop to 8 Mb....**£309.99**

512K RAM EXPANSIONS

Top quality RAM expansions for the A500 complete with battery backed clock and on/off switch. This RAM expansion will not in any way invalidate your Amiga warranty!!

now only **£24.99**

MAIL ORDER ? WHY FIRST CHOICE ?

Order by telephone quoting your credit card number. If paying by cheque please make payable to **FIRST CHOICE**. In any correspondence please quote a contact phone number and post code

Mail order Hotline

0532 637988

6 Lines

Prices are subject to change without notice. E&OE.

- * All prices include VAT and Standard Delivery
- * All hardware/computers are genuine UK spec.
- * Free Fast Standard 4 to 7 day Delivery
- * Guaranteed 2 to 3 day Delivery only **£2.00**
- * Guaranteed Next Day Delivery only **£4.50**
- * Open seven days a week for your convenience

PLEASE ADDRESS ALL CORRESPONDANCE TO :

DEPTAS, UNIT 8 ARMLEY
PARK COURT, OFF CECIL
STREET, LEEDS, LS12 2AE



Please Read: Terms of Sale.

Ladbroke Computing are the longest established Atari dealer in the UK. We have developed an extensive customer service policy which means that we test all Hardware prior to despatch to ensure that goods arrive in working order. Although our prices are not always the cheapest we do endeavour to offer consistently good service and backup. This isn't just our opinion, we were voted 'Best Dealer 1989' by the readers of ST World magazine, not for 'the number of boxes shifted', but for quality service.

All prices are correct at copy date 13/02/92 (while stocks last), and are subject to change without prior notice. Please phone for up to date prices. All prices include VAT & delivery (in mainland UK), there are no hidden extras (WYSIWYG). Next day courier delivery is available for an extra £7 (Mainland UK). All prices available on Mail Order. Shop prices may differ.

GVP II Hard Drives

GVP II A500 Hard drives include injection moulded styling, Internal RAM expansion to 8Mb via SIMM boards, Capacities from 52Mb, 3.5" 11ms Quantum mechanism, Internal Fan, Game switch and mini slot for future expansion.

GVP 52Mb	£379.99
GVP 105Mb	£569.99
GVP 52Mb + 2Mb Simms	£449.99
GVP 105Mb + 2Mb Simms	£639.99
GVP 52Mb + 8Mb Simms	£719.99
GVP 105Mb + 8Mb Simms	£879.99

star Printers

New Star LC24-200	New Star LC24-200 Colour	New Starlet SJ48
£229.99	£289.99	£239.99
24 Pin printer	24 Pin printer	48 nozzle Bubblejet printer
222 cps	222 cps	Fully portable
5 Resident LQ fonts	5 Resident LQ fonts	166cps
Accepts font cartridges	Accepts font cartridges	Epson & IBM Compatible
Bottom feed	Bottom feed	2 resident LQ Fonts
Push or pull tractor feed	Push or pull tractor feed	Near Laser Quality Output
Paper parking	Paper parking	Rechargeable pack available
Cannon BJ10EX	£259.99	All Star Printers carry 12 months on
Star LC24/10	£189.99	site warranty (Mainland UK). All
Star LC-20	£149.99	printers include ST/AMIGA/PC
Star LC-200 Colour	£199.99	compatible cable. Phone for ribbons,
		paper and printer stands.

CDTV £499 RAM Upgrades

Titles in stock

Ultimate Basketball, Falcon F16, Fun School 3, Dr Wellman, Defender of the Crown, Chaos in Andromeda, Psycho Killer, World Vista, Advanced military systems, Illustrated Holy Bible.

Golden Image 512K Upgrade with clock £27.99

Phoenix 1Mb Board (A500 Plus only) £49.99

Monitors & TV's

Philips 8833 MK II Colour, Stereo monitor	£ 229.99
Cmdr 1084S Colour monitor * limited offer *	£ 269.99
Philips 15" FST CUBE TV	£ 269.99

The Philips 15" FST TV includes: remote control, Scart input, 60 tuner presets, sleep timer and Fastext. All displays include Scart cable.

Golden Image

Golden Image Hand Scanner 1,2,3,400 Dpi	£149.99
Includes Touch Up Scan/edit software and Deluxe Paint 3.	
Jin Scan 1,2,3,400 Dpi	£119.99
Includes Deluxe Paint 3 Art package	
Brush Mouse (Amiga/ST)	£19.99
The natural way to draw.	
Brush Mouse + Deluxe Paint 3	£24.99

Amiga Packs

1Mb Cartoon Classics Pack £339.99

Includes: A500 Plus computer with 1Mb on board RAM, mouse, modulator, Workbench 2, Lemmings, Captain planet, Simpsons, Deluxe Paint III.

1Mb Cartoon Classic Extra Pack £389.99

Includes: 1Mb Cartoon Classics (as above), Datastorm, Dungeon Quest, E-Motion, Monster grand slam, Kid gloves, Powerplay, RVF Honda, Shuffle Puck cafe, Microprose Soccer, Tower of Babel, GFA BASIC, 10 disks + box, Mouse Mat, Dustcover, Apache 1 joystick.

Bare Amiga 1.3 version+Astra Pack £299.99

InterWord £39.99

250 Capacity Disk Box £19.99

Golden Image Drive

- ★ Data enable/disable switch
- ★ Daisy chain "through" connector
- ★ Digital Track Counter

Only £59.99

A4 Scanner

- ★ 200 DPI scanner, thermal printer, and photocopier.
- ★ Upto 16 grey scales or B/W mode.
- ★ Compatible with Amiga and ST.

£399.99 while stocks last

Disks Mice

10 bulk disks	£4.94	Jin Mouse, High quality replacement mouse.
40 Bulk disks	£18.80	
100 Bulk disks	£41.13	
10 Sony Branded disks	£7.80	

£12.98

Atari Lynx 2

Lynx 2 (Console only)	£79.99	Lynx 2 Power supply	£9.99
Lynx soft cases	£11.99	Ninja Gaiden	£24.99
Qix	£31.99	Turbo Sub	£29.99
Gauntlet	£29.99	Paper Boy	£24.99

Many more games in stock, Please phone for details.

Software for
Amiga From
£4.99. Phone for
details

Megadrive
£124.99
Includes Altered Beast,
Keypad controller
Other titles available

How to Pay
You can phone your Access or Visa card details or send a cheque/postal orders made payable to Ladbroke Computing International. Please allow sufficient clearance time for cheques.



(0772) 203166 Fax 561071

Shop & Mail order premises: 33 Ormskirk Road, Preston, Lancashire, PR1 2QP Open Monday to Saturday 9:30am to 5:00pm. Phones answered from 9:00am. Dealer enquiries welcome. Ladbroke Computing International is a trading name of Ladbroke Computing Limited. All trade marks recognised.

The latest software

The fastest hardware

The best advice

The cheapest prices

All in all it's ...



WEMBLEY EXHIBITION CENTRE • MAY 15 - 17

It'll save you serious money

... a shopper

**WEMBLEY
MAY 15 - 17**

There will be everything a discerning Amiga owner could want at this spring's Amiga Shopper Show.

For a start, dozens of software companies will be showing off their unmissable new products; it's your chance to try them out for yourself.

Then there are all the hardware manufacturers keen to demonstrate

YES! I would like to order advance tickets to the Amiga Shopper Show and save £1.05 a ticket.

Please send me ____ adult tickets at the special discount price of £4.95.

Please send me ____ under-14 tickets at the special discount price of £2.95.

Total payment: £.....

Method of payment (please circle) Access/Mastercard Visa Cheque PO

Credit card number _____ Expiry date _____

Please make all cheques payable to AMIGA SHOPPER SHOW

Name

Address.....

.....

.....

PostcodeAS04

Send this form to:

AMIGA SHOPPER SHOW

PO Box 2

Ellesmere Port

South Wirral

L65 3EA

This offer closes on May 8th.

's paradise!

just how powerful it's possible to make an Amiga. Commodore itself will be there, displaying its latest range including the new A690 CD-ROM player.

For enthusiasts and beginners alike there will be a series of Amiga Shopper seminars and question-and-answer sessions run by experts in every field.

Games players will be treated to the very best in brand-new leisure software, courtesy of Amiga Power.

And of course there's the main attraction: the chance to buy

software and hardware at incredible prices. Think of it – the biggest choice you're ever likely to see, and prices to match.

The Amiga Shopper Show is being held in the Wembley Exhibition Centre, London, from Friday 15th to Sunday 17th May. Doors open 9am.

You can't afford to miss it, so book your tickets now and save even more money with our special early booking discount. Instead of £6 you pay £4.95 – ring the credit card hotline on 051-356 5085, or return the form straight way.

**Ring our ticket credit
card hotline on:
051-356 5085**



WEMBLEY EXHIBITION CENTRE • MAY 15 - 17

It'll save you serious money

Evesham Micros

**JOINT WINNER OF
COMPUTER SHOPPER'S
'Best Customer
Service'
- AWARD FOR 1991 -**

PRICES INC. DELIVERY & VAT @ 17.5%

Express Courier Delivery :

(UK Mainland Only) £6.50 Extra

HERE TODAY ~ HERE TO STAY

Evesham Micros First. First for choice, prices and service. Established for over eight years, with a strong financial status and secure future. Our Computerised Telesales Order Processing investment means fast, efficient service. Well appointed Retail Showrooms with large product range on display. Our huge Customer database, high percentage of repeat custom and personal referrals underlines our popularity. REMEMBER - when you need us, we will still be here. Our extensive expansion program means we could eventually be there as well...

HOW TO ORDER



Call us now on

0386 765500



TELESales OPENING TIMES :

9am - 7pm Monday-Friday

9am - 5.30pm Saturday



Send Cheque, Postal Order or
ACCESS/VISA card details to:

Evesham Micros Ltd.

Unit 9, St Richards Road

Evesham, Worcs. WR11 6XJ



ACCESS / VISA
Cards Welcome



Government, Education & PLC orders welcome

Same day despatch whenever possible

Express Courier delivery (UK Mainland only) £6.50 extra

Please note that 5 banking days must be allowed for
cheque clearance. Immediate clearance on Building
Society cheques or Bank Drafts.

Mail Order Fax: **0386-765354**

RETAIL SHOWROOMS

Unit 9 St Richards Road, Evesham
Worcestershire WR11 6XJ

☎ 0386 765180

fax : 0386 765354

Open Mon-Sat., 9.00 - 5.30

5 Glisson Rd, Cambridge CB1 2HA

☎ 0223 323898

fax : 0223 322883

Open Mon-Fri, 9.30-6.00 & Sat, 9.30-5.30

Corporate Sales Dept. • IBM dealer

251-255 Moseley Road,

Highgate, Birmingham B12 0EA

Tel: 021 446 5050 • Fax: 021 446 5010

Open Mon-Sat, 9.00-5.30

Corporate Sales Dept. • Easy Parking

NOW
OPEN

320 WITAN GATE
MILTON KEYNES MK9 2HP

☎ 0908 230 898

fax : 0908 230 865

Open Mon-Sat., 9.00-5.30

TECHNICAL
SUPPORT


☎ **0386-40303**

Monday to Friday, 10.00 - 5.00..

**12 MONTHS WARRANTY
ON ALL PRODUCTS**

All details correct at time of going to press • All goods subject to availability

AMIGA 500 SOLDERLESS RAM UPGRADES



512K RAM/CLOCK UPGRADE

ONLY £24.99

INC. VAT AND DELIVERY

ALSO AVAILABLE WITHOUT
CLOCK FOR ONLY :

£19.99

☆ DIRECT REPLACEMENT FOR THE A501 EXPANSION ☆ CONVENIENT ON / OFF MEMORY SWITCH ☆
AUTO-RECHARGING BATTERY BACKED REAL-TIME CLOCK ☆ COMPACT UNIT SIZE : ULTRA-NEAT DESIGN

NEW • NEW • NEW • NEW • NEW

'A500 PLUS' 1MB RAM UPGRADE

NEW • NEW • NEW • NEW • NEW

THE FASTEST AND EASIEST WAY TO UPGRADE YOUR A500+ TO 2MB RAM!


Simply Plugs into trapdoor expansion area ☆

Increases total RAM capacity to 2Mb 'ChipRAM'

☆ RAM On/Off Switch ☆ Compact unit size ☆

Only 8 low power RAM IC's ☆ High reliability

ONLY £44.99



UPGRADE
TO 2MB FOR
ONLY £79!

1.5MB RAM BOARD


Fully populated board increases total RAM in A500 to 2Mb! ☆ Plugs
into trapdoor area, & connects to 'GARY' chip ☆ Includes Battery-
Backed Real-Time Clock ☆ Socketed RAM ICs on 512K / 1Mb Versions

Unpopulated RAM board with clock £ 34.95

with 512K installed.....£ 54.95 with 1Mb installed.....£ 69.95

RAM Board with 1.5Mb FASTRAM installed £ 79.00

N.B.: The expansion board
requires Kickstart 1.3 to
operate - Kickstart 1.3 upgrade
available from us for £29.95



'MEGABOARD'

With our MEGABOARD, you can further
expand your A500's memory to a total of
2MB without disposing of your existing
512K upgrade (must be 4 x RAM-chip
type, or not exceeding 9cm in length).

ONLY £54.99

CONNECTS TO YOUR 512K RAM UPGRADE TO GIVE 1.5MB

MEGABOARD needs Kickstart 1.3 to operate
(Kickstart 1.3 upgrade available from us for
£29.95). Installation requires connection to the
GARY chip. Easy to follow instructions provided.

A500 HARD DISKS

PRICE BREAKTHROUGH!

**AT LAST... the chance to buy Quality,
High Capacity Hard Disk Systems for the
Amiga 500 at realistically low prices!**

- ☆ NEC SCSI HARD DISK MECHANISMS for optimum performance.
- ☆ 25ms Access Time & Autoparking
- ☆ Includes its own DEDICATED PSU. CBM recommends against use of Hard Disks without independent power supply.
- ☆ Option for up to 4Mb additional easy RAM EXPANSION, using 'SIMMS'
- ☆ COOL... by popular demand, we have now fitted a Cooling Fan!
- ☆ GAME SWITCH allows Games to be loaded without disconnection
- ☆ Includes SCSI THROUGHPORT at rear for further expansion
- ☆ High quality metal casing, colour matched to the Amiga 500
- ☆ Includes 'MRBACKUP PRO' as well as Configuration/Format software

40Mb MODEL ONLY £299

100Mb MODEL ONLY £449

2Mb RAM Version: ADD £80 • 4Mb RAM Version: ADD £160


**FREE!
MRBACKUP
for total
file security**

3 1/2" EXTERNAL FLOPPY DRIVES

AMAZING LOW PRICE !

£49.99


including VAT & delivery



- Very quiet
- Slimline design
- Suits any Amiga
- Cooling Vents
- Sleek, high quality metal casing
- Quality Citizen/Sony drive mechanism
- On / Off switch on rear of drive
- Full 880K Formatted Capacity
- Long reach connection cable

ZY-FI amplified stereo speakers

REALISE THE TRUE
SOUND POTENTIAL
OF YOUR AMIGA
WITH THIS PAIR OF
FULL RANGE
SPEAKERS!



Your Amiga produces fine quality hi-fi stereo sound. Enjoy quality stereo sound reproduction to the full with this specially designed, great new twin speaker system! Features reflex ported speaker design with 3 separate drivers in each unit, and incorporates a built-in amplifier with adjustable volume control. Runs from PSU (supplied) or from batteries (not included).

ONLY
£39.95

TOP VALUE 400dpi HANDY SCANNER

QUALITY SCANNING - AT
THE RIGHT PRICE!

Representing outstanding value for money, this package combines top quality scanning hardware with the latest version of the distinctively powerful DAATASCAN PROFESSIONAL VERSION 2 software.

At a genuine 400dpi scanning resolution, this new scanner produces truly superb quality scans. Has a full 105mm scanning width, variable brightness control and 100/200/300/400dpi resolution. Daatascan Professional Version 2 scanning and editing software allows real-time scanning in either line art or in up to 64 simulated grey scales. Provides powerful editing features and excellent compatibility with most DTP and Paint Packages, eg. Deluxe Paint 4, Touch-Up.

ONLY £99.99

TRUEMOUSE

WE GUARANTEE that this is the smoothest, most responsive and accurate replacement mouse you can buy for the Amiga. Excellent performance, now with a 300dpi resolution. Amazing new price!

£16.99 SATISFACTION
GUARANTEED

GOLDEN IMAGE OPTICAL MOUSE Amiga/ST compatible - excellent travel+accuracy assured. NEW LOW PRICE!.. £29.00

ROCGEN GENLOCK MK.II

OFFERING EXCEPTIONAL VALUE FOR MONEY, this fully compatible GENLOCK adaptor offers levels of quality, function and sophistication not normally available in this price category. Special features include the ability to record graphics & animations on video recorders and overlay graphic and text onto video. Capable of smooth and stable fading and overlaying effects with special tuning knob.

ONLY £99.99

NEW! 'ROCGEN PLUS'

Compatible to any Amiga or Commodore CDTV, this NEW Genlock Adapter provides Advanced Special Effects and Performance Features without sacrificing user-friendliness!

New Special Features include: Dual Dissolve control knobs providing freely adjustable degrees of overlay or invert (keyhole) effects; Auto Video pass-thru; extra Video throughput for separate line monitoring; RGB pass-thru for real-time editing of Amiga graphics; plus Key-In port for use with an external keying device.

ONLY £129.95

PHILIPS 15" TV/MONITOR

With its dedicated monitor input, this model combines the advantages of a high quality medium resolution colour monitor with the convenience of remote control Teletext TV - at an excellent low price! Features dark glass screen for improved contrast, plus full range 3-way speaker sound output.

£269.00 Including VAT,
delivery & cable

Philips CM8833 Mk.II Monitor including cable..... £239.00

A590 ADD-ON HARD DRIVES

A590 OWNERS! Expand your hard disk storage further with one of our add-on, externally cased SCSI Hard Drives, with 25ms autparking NEC mechanisms and separate power supply. Plugs into the socket provided on the rear of the A590 unit.

External 40Mb SCSI Drive cased with PSU to directly add-on to the Commodore A590 £249.00

External 100Mb SCSI Drive cased with PSU £399.00

AMIGA 500+ SPECIAL OFFERS

A500+ CARTOON CLASSICS PACK

INCLUDES 3
BRILLIANT
CHART-TOPPING
GAMES!!!

TOP VALUE PACKAGE INCLUDES :
• NEW 'AMIGA 500 PLUS' with 1Mb RAM, 1Mb Drive, Kickstart 2, Workbench 2, TV Modulator, Mouse, etc.
• 'DELUXE PAINT III', PLUS:
'LEMMINGS' (top seller!)
'CAPTAIN PLANET'
'BART SIMPSON vs. THE SPACE MUTANTS'

£349.99
2MB CHIPRAM
VERSION £379.99

GAZZA

limps to Evesham Micros
in our brilliant value
Classics Extra Pack!

TOTAL OF 22
MEGA GAMES!

'GAZZA 2' 'CARDIAXX' 'SUBBUTEO'
'Battle Squadron' 'NIGEL MANSELL' 'ASTERIX'
'Germ Crazy' 'High Steel' 'The Ball Game'
'20,000 Leagues Under The Sea' 'Diet Riot' 'Night Walk' 'Block Alanche'
'Better Dead Than Alien' 'Treasure Trap' 'Lost N' Maze' 'DiskMan'
'Tank Battle' AND..... 'Text Plus' spellchecking wordprocessor and 'Scale' spreadsheet

£369.99
2MB CHIPRAM
VERSION £399.99

Commodore A590 20Mb Hard Drive..... £299.99 A590 1Mb RAM Upgrade..... £59.95 Amiga 1500 Starter Pack (1Mb RAM, 2x3.5" Colour Monitor, DPaint 3, 'Platinum Works', 'Home Accounts', 3 x Games, etc)..... £949.00
A590 512K RAM Upgrade..... £29.95 A590 2Mb RAM Upgrade..... £99.95

REPLACEMENT AMIGA 500 INTERNAL 3.5" DRIVE KIT



Fully compatible, with 1Mb unformatted capacity. Straightforward installation procedure. Kit includes full fitting instructions.

ONLY £39.99


TRACKBALL



High performance trackball, directly compatible to any Amiga or Atari ST. Plugs into mouse or joystick port. Super-smooth and accurate - you probably won't want to use a mouse again after using this Trackball! Full one-handed control. Top quality opto-mechanical design, giving high speed and accuracy every time. No driver software needed!

ONLY £29.95

REPLACEMENT A500 PSU



Genuine Commodore Amiga A500 type replacement Power Supply Unit. Good quality 'switch mode' type. Super low price!

ONLY £39.95

STEREO SOUND SAMPLER

Offering full compatibility with almost any Amiga audio digitiser package, our Sound Sampler features excellent circuitry, yielding professional results. The main A/D converter gives a digitising resolution of up to 50KHz, with a fast slew rate. Two phone sockets are provided for stereo line input, plus an option for microphone. Adjustable gain is achieved with built-in control knob. Complete with public domain disk containing sound sampling applications / utilities.

ONLY £29.95

MIDI INTERFACE

Our fully compatible, high quality MIDI interface connects directly with the Amiga serial port and provides IN, OUT & THRU ports for good flexibility. Features LED indicators on each port for diagnostic purposes. Superb compact design!

ONLY £19.95

VIRUS PROTECTOR

Our compact Virus Protector fits easily to the Port of the last disk drive in your Amiga system, protecting all internal and external drives from boot block viruses. Incorporates a switch to enable or disable the protection facility.

ONLY £6.95

AMIGA 1500/2000 UPGRADES

HARD DRIVE / RAM UPGRADE BOARD KIT

Our hard drive kits include full size hard disk controller cards with unpopulated SIMMS RAM upgrade sockets for fitting up to 8Mb RAM, plus high speed, new technology NEC Hard disks.

40Mb HARD DRIVE & INTERFACE / RAM CARD £349.00

100Mb HARD DRIVE & INTERFACE / RAM CARD £499.00

PLEASE NOTE: These are empty RAM sockets - Add £80.00 per 2Mb RAM required.

VIDI-Amiga video digitiser package inc. VIDI-Chrome..... £110.00

VIDI Complete Colour Solution Kit..... £149.95

VIDI-RGB colour frame generation kit from B&W images £64.95

Kickstart 1.3 Upgrade £29.95

Amiga 500 Dust Cover £4.95

PRINTERS


Prices Include VAT, Delivery
and Connection Cable

Gold Star REGISTERED
DEALER

EVESHAM MICROS STAR PRINTERS INCLUDE
12 MONTHS ON-SITE WARRANTY

STAR LC20 9-Pin Printer

NEW SUCCESSOR TO
THE STAR LC-10, WITH
MANY FEATURES AND
A FASTER PRINT SPEED



Providing superlative paper handling, four excellent NLQ fonts and a new super-fast print speed of 180cps in draft and 44 cps in NLQ, the LC20 appropriately supersedes the phenomenally successful LC10!

ONLY £139.99

Star LC 200 9-Pin Colour, 4 fonts, 180/45cps £199.99
Star LC 24-10 24-Pin, 4 fonts, 180/60cps £199.99
Star LC 24-200 24-Pin, 5 fonts, 200/67cps £239.99
Star LC 24-200C 7 colour version of above £269.99
Automatic Sheet Feeder for LC 10+ printers (pls.state model) £64.95
NEW! Star XB24-200 COLOUR 24-pin, 80 col. power printer £399.99
NEW! Star XB24-250 132 column version of XB24-200 £479.99

Citizen PRODOT-24 COLOUR Professional 24-Pin COLOUR Printer

PROFESSIONAL 24-PIN COLOUR PRINTER -

AT A BUDGET PRICE!



□ Highly versatile letter quality printer □ 200 cps output in draft
66 cps in LQ mode (5 true letter quality fonts) □ Full control from front panel □ Graphics res.360 x 180dpi □ 2 Year Manufacturers Warranty
Normal RRP: £746.35 inc.VAT

ONLY £249.00

inc.VAT, Delivery and Cable

HURRY
WHILE STOCKS LAST!

Citizen Swift-24E including COLOUR kit.....	£299.99
Olivetti JP-150 Inkjet good quality - exceptional value.....	£249.99
Olivetti JP-350 Inkjet excellent high speed 300dpi printer!.....	£499.99
Hewlett-Packard Deskjet 500.....	£359.00
Hewlett-Packard Deskjet 500C (Colour).....	£589.00
Epson LX400 budget 10" carriage 9-pin 180/25cps.....	£139.00
Epson LQ570 24-pin 180/60cps, 8k buffer.....	£289.00
NEC P20.....	£229.13
Panasonic KXP1124i updated 24-pin model 300/100cps.....	£279.00
Panasonic KXP1123 good value 24-pin model.....	£215.00
Deluxe Video 3.....	£84.95
MR Backup.....	£29.95
AMOS.....	£37.50
HiSoft Lattice C.....	£199.00
GFA BASIC V3.....	£39.95
Protext V5.....	£119.95
GFA BASIC Compiler.....	£44.95
Devpac 2.15.....	£44.95
Deluxe Paint 4.....	£79.99
Disney Animation Studio.....	£69.95

SOFTWARE

"INCREDIBLE!....."

... the only word needed to describe the greatest sampling tool ever released to the public! (Dance Music Report, USA).

THE ESSENTIAL AMIGA MUSIC ACCESSORY ZERO-G DATAFILE AMIGA

SAMPLE LIBRARY FOR DANCE MUSIC IN IFF FORMAT FOR MUSICIANS - DJs - PROGRAMMERS - DANCE PRODUCERS

Produced by one of the UK's leading dance music pioneers:
Ed Stratton, alias MAN MACHINE (Rhythm King), a.k.a. JACK 'N' CHILL (Virgin Records)

There's a huge buzz in the music industry at the moment about the Zero-G dance sample library - and now it's available for the Amiga!.....

The ZERO-G data-disks offer a huge selection of superb quality sound samples from the already famous Zero-G professional library saved in IFF format for use in most Amiga music and sequencing packages:

A series of TEN 5-disk volumes - first two volumes out now!....

ZERO-G DATAFILE AMIGA VOL.1 - BREAKBEATS 1
72 killer rhythm loops for today's most happening dance styles
ZERO-G DATAFILE AMIGA VOL.2 - VOCAL HOOKS 1
Hundreds of totally cred streetwise vocal gems - hits/hooks/FX

WHAT THE HI-TECH MUSIC MAGS SAY ABOUT THE ZERO-G DANCE SAMPLE LIBRARY

"Unreservedly excellent...The most comprehensive dance sample resource currently in circulation...Ammunition from the front line!...An unbelievably valuable addition to your sample library..." (Music Technology, UK) "As a source of sounds and inspiration, Zero-G really works!" (Home & Studio Recording, UK). "Why spend loads of money and countless hours searching for your own samples when someone with an ear for credible material and a proven track record has already done the hard work for you?" (Streetsound Magazine, USA, about Zero-G samples). "Incredible!... vocals so fierce you have to hear them for yourself... The voice samples I've never heard anywhere before. Whether you're a producer, remixer, engineer or a DJ with a sampler, this is a must for your sample collection!" (DMR Dance Music Report, USA) "An invaluable tool for the professional sound technician." (DJ Magazine, UK). "Stratton knows his business!" (International Musician). "All the raw material needed to assemble house or techno tracks to a very high standard...given Ed Stratton's ear for what works." (Sound-On-Sound, UK).

Coming Soon in the ZERO-G series, a further 8 volumes....

Sci-fi & Techno FX Vols 1+2 (games programmers take note!); Dance Percussion (inc. human beatbox); Misc. House FX (inc. pro-quality scratching); Spoken Drop-Ins (inc. robots/aliens); Classic Dance Drum Machines (inc. TR808 + TR909); Breakbeats Vol. 2; Vocal Hooks Vol. 2.

Each volume comes with comprehensive instruction manuals and indexing and full technical helpline support is provided. As you purchase additional sets in the Datafile range, you'll see your library of sounds and effects develop into a powerful and unrivalled reference source fulfilling all your sample requirements, and unequalled in quality and ease of use.

CAN BE USED WITH ALL OF THE FOLLOWING:

SEQUENCER ONE
SuperJAM!
INSTANT MUSIC
MUSIC-X
OCTAMED
QUARTET
AUDIOMASTER III
INTERSOUND

BARS & PIPES PRF
TFMX 1&2
KCS
SONIX
AUDITION 4
MUSIC COMPOSER
OKTALYSER
DMCS (Deluxe Music Const)

DIGITAL MUSICIAN
DYNAMIC DRUMS
GMC (Game Music Creator)
MASTER SOUNDTRACKER
MED (Music Editor)
NOISETRACKER
PROTRACKER
ETC, ETC.....

The entire Zero-G library is also available on 3 standard CDs (1000 samples on each) for sampling into any hardware samplers - £49.95 each or £129.95 for all three.

To order Zero-G Datafile Amiga 1 or 2, or the CD versions, call our 24-hour order line on: 0442 870681 (Access/Visa/Amex) or Fax us on 0442-877266.

AMIGA REPAIRS & SPARES

8371 1/2 Meg Agnus.....	£45.00	5721 Buster.....	£16.00
8372A 1 Meg Agnus.....	£60.00	ROM V1.2.....	£32.00
8375 2 Meg Agnus.....	PHONE	ROM V1.3.....	£32.00
5719 Gary.....	£24.00	ROM V2.04.....	£45.00
8364 Paula.....	£40.00	41256 Dram.....	£3.00
8362 Denise.....	£29.00	414256 Dram.....	£7.50
8373 Denise.....	£39.00	68000 MPU.....	£24.00
8520 CIA.....	£17.00	MSM 6242 Clock.....	£12.00

Many other parts available

Workbench V2.04 upgrade kit now available £80.00

Amiga Modulator.....	£28.00	A500 Internal Drive.....	£65.00
1 Meg Ram + Clock.....	£33.00	A500 PSU.....	£50.00
1 Meg Ram.....	£30.00	A500 Mouse.....	£38.00
1.5 Meg Ram.....	£75.00	Boot Selector.....	£20.00
1 Meg Ram for A500 Plus.....	£54.00	ROM Selector.....	£30.00

(Gives you a total 2 Meg chip RAM)

All prices include postage and packing. Fast Amiga repairs - Phone for details.

ACE Repairs, Dept AS, Outways Farm, Pelynt, Looe, Cornwall PL13 2NW
(0503) 220282



IS your AMIGA your best 'AMIGO'? A500 & A500 plus compatible. WE CAN HELP!

A SMALL SELECTION FROM OUR VAST AMIGA PUBLIC DOMAIN LIBRARY

STARTER PACK (Superkillers, Wordwright + Amiga spell, SID copy util, label maker, icon maker + more) 8 disks.....	5.99
HOME BUSINESS PACK (Wordprocessor, Spellchecker, database, home banking, memopad + more) 8 disks.....	5.99
C PROGRAMMING PACK (C compilers, C utils + debugger, QED editor, C manual, Rom Kernel Ref.) 9 disks.....	6.99
EDUCATION PACK (Evolution, Draw map, German tutor, Speak & spell, Chemistry periodic table) 5 disks.....	3.99
RED SECTOR DEMO MAKER PACK (Bob, Font & Vector Editors, Program & Utils disks) 5 disks.....	3.99 (NP)
MUSIC MAKING PACK (MED, Noisetacker, Pound player & samples, sound modules) 8 disks.....	5.99
GAMES PACK (Arcade Classics, Adventure Game, Trading Game, Star Trek, Puzzle Game, Super Quiz) 10 disks.....	7.50
SOUND & VISION PACK (3D demo Enigma, Ray traced Ann Juggler, Technotronics, Madonna + more) 8 disks.....	5.99

U860 Sid, Label Maker, disk utils	U1000 Lattice C	U0064 Iconmaster & Iconmaster
U2000 Superkillers (latest virus killers)	U1004 North C (2 disks) 1.70	U2020 Genealogy family tree dbase
U737 Messydos (read PC disks)	U1005 C Manual (+ disks) 3.00	U0843 Biorythms
U2010 PC Emulator	U2001 ROM Kernel Ref.	U2030 Pascal compiler (NEW) PCQ
U647 ICONS (over 300)	U555 CBM64 Emulator (NP)	U841 D.T.P. Amigafox
B700 Home Banking, Turbo Backup	B407 Clerk (accounts)	B100 Business letters (600)
BP10 Home Management Pack (3 disks) 2.25	B555 Label Base, designer	B623 Visicalc (similar to Lotus)
E75 Learn & Play (2 disks) 1.70	E34 Talking Colouring Book (NP)	E100 World Data base (11+) (NP)
SL861 Invisible World (creepy crawlies)	MS77 Technotronic Remix	MS627 Madonna (Justify, Vogue)
G847 Mental Images (Gridrunner, Invaders)	G342 Star Trek 3 (2 disks) 1.70	G732 Megaball

SOUND SAMPLES (Licenceware) SCI-FI, DRUMS, GUITARS, ATMOSPHERICS + lots more 250p each or 8.00 for pack of 4.

Disks are Virus checked and Verified. (NP) = Not A500+ compatible
Order 10/04 and choose 2 free PD disks. Blank disks available at 49 each. 100 capacity disks boxes 8.99 (inc. P&P)

MAIL ORDER: - Disks despatched within 48 hrs of receipt of order. Comprehensive brochure returned with order. OR send an S.A.E. for brochure only. P&P UK 60p Europe 1.00 World 2.00. Cheques & postal orders payable to 3 AMIGOS. 3 AMIGOS, DEPT AS11, 16 MARSETT WAY, LEEDS LS14 2DN. Tel. Enq. welcome after 6.30pm TEL (0532) 733043

DELTRAX PD AMIGA PUBLIC DOMAIN SPECIALISTS TEL: 0492 515981

() = No of Disks ** = 1 meg required *** = 2 meg required

SLIDESHOWS	G014 Holy Grail Adv	U001 Utilities
S002 Roger Deans	G015 Golden Fleece Adv	U004 Ghost Writer
S003 Bev's	G017 Games Compilation	U005 Jazzbench
S004 Diggy Piggy (2)	G018 Truckin' On (2)	U007 Loada Icons
S009 Sun Collection	G021 Cubulus	U008 Diskmaster v3.0
S010 J.O.E. S/show 11	G023 Card Games	U009 Midi Utilities
S013 NASA	G030 Mental Images Disk 1	U009 Sound Workshop
S014 Psynopsis	G032 Shanghai	U010 Icon Maker
S015 Genocide	G033 Wizzy's Quest	U011 Icon Mania
S016 Invisible World		U013 Mandelbrot 1
S017 Aquarius		U014 Mandelbrot 2
DEMOS/ANIMATION	M001 War of the Worlds	U015 C-Light Ray Tracer
D001 RAF Megademo (2)	M009 Soundtrackers	U016 Deluxe Draw
D002 Star Walker 1 (2)**	M010 M039 ST-01 to ST-30	U018 Demos Creator Disk
D003 Star Walker 2 (2)**	M041 The Wall (Pink Floyd)	U019 Space Writer
D006 Crimetime Depths	M042 Digital Concert V	U022 Demo/Creator
D007 Stealthy Animation 11	M043 Vangelis*	U023 Relational Database
D010 Fillet The Fish	M044 Noisemom	U024 Clip Art Disk 1
D011 Pain Is Just The Beginning	M045 Prototracker 1.1	U024 Clip Art Disk 2
D014 Car Animations	M046 Slipstream Music 4	U025 Commsoft
D023 Shuttlecock Animation	M047 Slipstream Music 5	U026 Commspanion
D024 Puggs In Space	M048 8 Channel Soundtracker	U034 Megados
D026 Ultragraphic*	M049 Startrekker 1.3	U036 Utilities 1 & 2 (2)
D028 Joel Hagen Animation*		U038 Digitech Utility Disk 1.1
D030 Monty's Animated*		U040 Zodiac Compactor v2.0
D032 Budbrain Mega Demo 2		U044 Master Virus Killer
D035 Hardcrack Graphics		U045 Fullforce Utilities
D036 Harry Meets An ST Owner		U046 Davy Jones Fonts 1
D038 Tron (2)		U047 'C' Language Manual (3)
GAMES	B002 Journal	U048 Paul's Freeware Collection
G001 Mechforce	B006 Q Base/Spread	U051 Art Parts 2
G003 Seven Tiles	B010 Flexibase V2.0	U052 Desk Bench Icons
G004 Megaball	B011 Business Card Maker	U054 Dope Intro Maker
G005 Star Trek 1 (2)	B012 MCAD	U056 Games Music Creator
G006 Pipeline	B015 Textplus v2.0	U057 Genealogy*
G008 Blizzard	B017 U-Edit	U058 Anti-Flicka
G009 Flaschier	B018 Textplus v3.0	U059 Windows Bench (2)
G010 Electric Train Set	B020 QED Texteditor	U060 Messy Sid 11
G011 Moria Adv*	B022 Amigafox v1.0	U061 MSDOS Disk
G012 Colossal World Adv	B023 X-Spell/Amiga Spell	U062 AZ - Comm The Modem Prog
G013 Castle of Doom Adv	B025 Amigafox DTP	U065 Graphics Disk 5
	B027 A64 Emulator	U066 Animation Prog
	B028 Transformer v3.3	U067 Boot Bench & Others (2)
	B029 IBM Emulator	
	B031 ST Emulator	

ALL DISKS VIRUS FREE

PRICES:	
1-9 disks.....	£1.50 each
10-24 disks.....	£1.25 each
25+ disks.....	£1.00 each

POSTAGE AND PACKING:	
60p.....	per order GB
£1.20.....	per order Europe
£1.80.....	per order R.O.W

CATALOGUE DISK: £1.00

**PLEASE MAKE CHEQUES/POs PAYABLE TO: DELTRAX LTD,
36 BODELWYDDAN AVENUE, OLD COLWYN, CLWYD LL29 9NP
1500 DISKS TO CHOOSE FROM**

TIME+SPACE, PO Box 306, Berkhamsted, Herts HP4 3EP, England

Please send me: ☐ Zero-G Datafile Amiga Vol.1. "Breakbeats 1" @ £29.95
☐ Zero-G Datafile Amiga Vol.2. "Vocal Hooks 1" @ £29.95

I enclose a Cheque/Postal Order to value of £ made payable to
"TIME+SPACE" or: Please debit my Access/Visa/Mastercard/Amex credit card:

NUMBER: _____ EXP. DATE: _____

ADDRESS: _____

POSTCODE: _____ TELEPHONE: _____

(ALL PRICES INCLUDE V.A.T. and post) DELIVERY: Orders despatched within 14 days of receipt of payment. UK: post free, International Order: please add

☐ £5.00 Air-mail ☐ £10.00 Express Air-mail.

Put an end to MIDI mayhem

Descriptions of the various MIDI message layouts may seem far removed from the world of real music but the fact is that a bit of 'inner MIDI knowledge' will help you appreciate the purpose of some of the facilities available on your own MIDI gear.

It can also help when choosing new equipment because technical summaries are provided in the manuals of almost all MIDI equipment. Before I look at these issues however I want to deal with a special class of MIDI messages which we didn't have space to deal with last month, MIDI's System Exclusive (SYSEX) messages...

IT'S EXCLUSIVE

Despite the acceptance of the basic categories of MIDI message it was recognised that most equipment manufacturers would still need some means of providing their own specialised, control data. The MIDI standard steering committee came up with an excellent solution – a message that could be easily recognised but which could still contain absolutely anything that any manufacturer might require.

How was it done? The basic idea is simple – with a SYSEX message it is only the outside of the information packet, the shell, which is fixed. The layout of the internal information, the real data, is left to the organisation creating the message.

As far as the outer shell of the SYSEX message is concerned the format looks like Table 1.

Any manufacturer who wants to implement specialist functions, ie functions which the basic MIDI messages were not designed to handle, can therefore do it very easily. In recent years there has been an increasing trend towards implementing all sorts of voice modification and control functions and, in fact, many pieces of equipment now offer almost full SYSEX message remote-control.

Control of synthesizer voice uploading and downloading was an obvious use of SYSEX messages and in the first instalment you may remember that I mentioned that



synthesizer voice programming could be a time consuming affair. To be honest I was talking primarily about voice programming using the synthesizer's front-panel controls but nowadays this is not the only approach – it is also possible to edit the voices of many synthesizers using computer programs which provide easy-to-use graphical interfaces (which on the Amiga means programs based on Intuition gadgets, menus, proportional sliders

SYSEX message.

You may touch a slider on the patch editor's screen and hear a change in the voice – the patch editor detected the slider change, trans-mitted another SYSEX message, and that (when received by the synth) produced the voice change. It is SYSEX messages which allow patch editors to perform their magic and of course the possibilities for other types of equipment control are endless!

Table 1: The outer shell of the SYSEX message

F7 hex	ID-byte	(any number of data-bytes)	F0 hex
↑	↑	↑	↑
SYSEX status byte	Manufacturers ID	Real data	End of message byte (called the EOX terminator)

etc). These programs, known as Patch editors, are now becoming quite sophisticated and almost all provide both editing and general voice-library load/save facilities.

PATCH EDITORS

It's all done with SYSEX messages. When you ask a patch editor program to upload a voice from a synthesizer it will send the synthesizer a dump request SYSEX message. If all goes well the synthesizer will respond by sending back the data using another

Manufacturers should provide details of the formats of their system exclusive messages. In recent years, incidentally, a number of universal control SYSEX messages have been added to the MIDI standard and there is even a special SYSEX message ID (7D hex) which is reserved for non-commercial applications (schools, research, etc).

If you want specific SYSEX examples then look in your own equipment manuals (be warned though – the descriptions can seem

Paul Overaa's MIDI trail continues with discussions on SYSEX messages, implementation charts, and things that go bump in the night...

complicated at first, because they invariably use hexadecimal numbers or bit-orientated descriptions when describing the layout of the data). Learning about your equipment's SYSEX control facilities comes down to finding the necessary details in the MIDI equipment manuals and learning how to interpret those details.

AND NOW FOR SOMETHING COMPLETELY DIFFERENT...

During this introductory series I've talked about buying synthesizers and explained a little of what they can do. It should have become apparent that synthesizers, and all other types of MIDI equipment come to that, can vary enormously in the facilities they provide. I'm not just talking about sound quality and construction, which obviously tend to improve as the price of the instrument increases, I'm talking about the capabilities that various instruments have for sending, receiving and understanding classes of MIDI messages which have been defined.

Strange as it may seem the MIDI standard does not specify exactly what transmission/reception facilities particular pieces of equipment should have – such things are left up to the manufacturer! Because of this it helps, before you purchase a piece of equipment, to know which MIDI functions are supported and which are not.

The 'MIDI Implementation Chart'

is a way of presenting this information in a concise, and standardised form. (You will find these charts in the manuals of most MIDI equipment on the market, so it is worthwhile learning how to understand them).

A MIDI implementation chart is a standardised table which details the MIDI function names, indicates the transmission and reception characteristics of the equipment, and provides additional remarks which help in the chart interpretation. The basic layout, with some of the fields labelled to help with the explanations, is shown in figure 1...

CHART INTERPRETATION

At the top of the chart there are details of the type of product, the product model, and the preparation date and version number. Following this the chart divides into four columns (line label A) with the first column providing the names of the various classes of MIDI messages.

The data in the next column shows the transmission characteristics of the unit (ie it tells you the types of messages which the unit can send to other units). The next does the reverse – it shows which MIDI messages can be understood by the equipment. The column on the far right is used for general remarks and additional technical notes.

Once you've an idea of what the various classes of MIDI messages are used for you'll find that most of the data provided in the four implementation chart columns will be self-explanatory. For the moment here are a few notes to help...

MIDI CLASSIFICATION

Field B holds the default MIDI channel number. If this can be 'memorized' (ie stored when the unit is switched off), this will be shown in the remarks column. Field C shows whether it is possible to change the basic channel number of the equipment and field D specifies the default MIDI mode, ie the 'power up' mode state. Field E identifies the mode messages which can be sent and understood by the equipment with the next line, field F, identifying the mode selected if the unit receives a mode message that it cannot understand).

The range of MIDI note numbers which can be transmitted and received is shown in field G. Often the reception range is wider than the range of notes which can be played by the instrument. What happens is that notes at the extremes are transposed up or down until they fall within the range that the unit can cope with. (Entry H shows the pitch range of the notes that will sound in terms of the MIDI note numbers).

Touch response information, ie

velocity data, is shown in field I. Here, you should remember that just because a synthesizer does not have a touch-sensitive keyboard (and hence cannot transmit key pressure related velocity data) it does not necessarily mean that the synth cannot understand such data when it is provided from another source. You will, in fact, find that most 'non-touch-sensitive keyboard' units are able to use incoming velocity information. Field J, incidentally is used to provide details of a unit's 'Note Off' velocity characteristics.

In addition to note-on/note-off velocity data many touch-sensitive

keyboards will be able to transmit aftertouch information. Fields K and L provide the details. Again you'll find 'non-touch-sensitive' synth units which are able to use aftertouch messages sent from another source.

Field M tells you whether pitch bend information can be transmitted or recognized and immediately after this you'll find a table (shown as field N in figure 1) which gives controller numbers and their designated effects. If program change messages can be sent or recognized, this will be indicated in the appropriate columns of fields O and P. Field Q provides summary details of SYSEX

capabilities – for full SYSEX details you will need to delve into the appropriate sections of the main manual.

The next three fields (R, S and T) show whether song pointer messages can be transmitted or recognized, whether song select messages can be sent or recognized, or if the unit can send or respond to a tune request. In all cases if a facility is supported, you'll find 'yes' entries in the appropriate columns.

Fields U and V tell you about any real-time message capabilities. It'll show whether MIDI timing clock messages can be sent or recognized and whether start, continue, or stop

Figure 1

General MIDI Implementation Chart Layout

– blank columns on the right have been left for you to fill in your synth details

Type of Product Model			Chart Date/Version		
A	MIDI Function		Transmitted	Recognized	Remarks
B	Basic Channel	Default			
C		Changed			
D	Mode	Default			
E		Messages			
F		Altered			
G	Note Number				
H		True voice			
I	Velocity	Note ON			
J		Note OFF			
K	Aftertouch	Key			
L		Channel			
M	Pitchbend				
N	Control Change				
O	Program Change				
P		#True			
Q	System Ex.				
R	System Common	Song Pos Pointer			
S		Song Select			
T		Tune			
U	System RT	Clock			
V		Commands			
W	Aux Messages	Local ON/OFF			
X		All notes OFF			
Y		Active Sensing			
Z		Reset			
	Notes				

commands are transmitted or understood.

The following fields (W, X, Y and Z) show whether local ON/OFF, all notes off, active sensing or system reset messages are supported. If, for example, the 'all notes off' message is understood by the unit you'll find details in the 'recognized' column.

Lastly comes space where the manufacturer can write anything. Most use this space to provide information which assists in the interpretation of data given earlier.

That, in a nutshell, is what you'll find in a MIDI implementation chart and the good news is that the charts for *all* equipment will use this standardised form. The benefit is that not only do prospective buyers of a piece of equipment get a chance to see a summary of MIDI facilities which the equipment provides, but they get the summary in a form which makes it easy to compare different offerings. It's little wonder that, when buying new equipment, most experienced MIDI users ask to see the manual – what they do of course is turn straight to the page which gives the implementation chart, and then use that as their initial guide to the instrument!

POTENTIAL PITFALLS

Once you get into MIDI the chance of you *not* buying extra equipment, or changing some existing item, is remote. MIDI is addictive and the ease with which you can link new gear to your existing set up makes such growth tempting.

Despite the fact that most new 'toys' (expanders, extra drum machines, alternative sequencers etc), will be trouble-free there are some less-than-well-known snags that are worth mentioning...

With the early generation of drum machines, for instance, each drum had a fixed MIDI note-number and these correspondences were fixed.

Originally many hoped that an early common standard would be adopted so that Yamaha's bass drum notes would be the same as Roland, which would be the same as Casio etc. This didn't happen but the problems were eased as most professional sequencers offered drum-note remapping facilities to ease the burden of translating drum parts from one set of drum/note-number correspondences to another.

While this drum part remapping idea is fine when you only have a few songs and sequences to change, most MIDI musicians end up with song libraries containing hundreds of songs (each of which contain many different sequences). Because of the time it takes, having to sit down to change every song in such a library is an absolute nightmare.

THE BEAT GENERATION

The latest generation of drum machines, such as the Yamaha's RX8, have opted for user-assignable drum/note-number correspondences. These type of units can be configured so that the new drum/note number correspondences match the existing drum note relationships of your stored sequence data. This approach completely avoids having to edit your existing song data.

So, if this problem has now been solved why mention it? Two reasons.

no longer feasible because of the time they would take.

Problems can also appear when you change, or add, synthesizers and additional sound modules. You are bound to want many of your existing sequences to sound much the same as they did originally, so to start with voices on the new unit must be found which correspond to the voices available on the previous equipment. This will entail both finding (and possibly creating) the appropriate voices and making sure that the new voices are used!

"It is the SYSEX messages which allow patch editors to perform their magic and, of course, the possibilities for other types of equipment control are endless,"

Firstly there are still a large number of fixed drum/note-number units which are still available on the second hand market and while there's no doubt that these offer a cheap way of adding extra percussion facilities you have to be careful – the main danger is that some of the drum note correspondences will clash with the assignments which you've already adopted. It is an easy

As we've seen, voice selection is usually done via MIDI program change commands and these messages will be embedded in your sequences. If, for example, a program change 23 had selected a cello voice on your Roland HS10, then you'll need to be able to make any new unit select a equivalent voice when it receives a program change 23 command.

JARGON BUSTING • JARGON BUSTING

SYSEX – The specialised data which is transmitted via MIDI containing information which can only be understood by the make and model of instrument to which it is addressed.

Real time – Data is altered as it occurs rather than when it is residing in the memory of the computer.

MIDI file format – A standard file format which enables MIDI data to be loaded from one program to another.

MIDI – Musical Instrument Digital Interface.

danger to avoid... before opting for such a unit – check the manual and the implementation-chart to see that the drum note values do not clash with anything you are using already.

The second reason I mentioned this problem is to drive home a point which will become more important as your MIDI work progresses.

MAKING THE CHANGES

When only a few dozen songs are involved, going through each sequence and making various edit changes is not that time-consuming. After a few years of arranging and collecting MIDI sequence data though your 'library' is likely to have grown to the point where these type of manual global-edit operations are

ALTERING PROGRAMS

One of the most important facilities on any new synthesizer units will be a user-definable program change table. This will let you assign any voice to any program change number to avoid having to edit any of your existing sequence data. In short you create or find the required voices on the new unit and set up the program change table so that program numbers, already embedded in your existing sequencer, select appropriate voices in the new unit.

SYSEX messages are a difficulty as far as sequence portability is concerned. With expander units like Yamaha's TX81Z, which has quite a sophisticated set of SYSEX control messages, it's possible to do all

sorts of clever tricks, eg create control sequences which modify the program change table just prior to the start of the real music sequence (so that an alternative set of voices are made available).

The facilities are brilliant... until the time comes when you change expanders and realise that all your clever SYSEX stuff is going to have to be completely re-written. My advice? Experiment and learn about SYSEX messages but do keep in the back of your mind the pitfalls of embedding this type of data in your sequences.

KEEP IT UNDER CONTROL

MIDI Controllers are another area to watch for: problems are minimised by sticking to controllers which have standard usage and by opting for new units which provide user-assignable controller functions.

There's a good chance that more budget priced MIDI equipment will include assignable controllers as the trend for increased programmability grows. Take a look at the implementation sheet *before you buy* – check that none of the controller messages present in your sequences will cause problems with the new equipment.

Most sequencers will let you re-assign embedded controller numbers etc, but ideally you should aim to avoid placing yourself in a position where it becomes necessary to edit/remap controller numbers in all of your existing sequences.

Many of these troubles can be avoided by advance planning but: before you buy new (or second hand) equipment check the implementation sheets... looking carefully for potential areas of incompatibility with the information you've built up during your MIDI lifetime. Look for flexibility in the areas of program change tables and MIDI controller assignability, and identify controller number conflicts before you commit yourself to a new MIDI unit.

Above all... avoid unnecessary dependence on SYSEX control messages because they are equipment specific and will cause serious portability problems if embedded in sequence data.

OK so the last paragraph may sound like the MIDI equivalent of Desiderata but this comes from finding things out the hard way – I've shifted hundreds of songs across to new sequencers and have used song arrangements with a wide range of MIDI synthesizers, expanders, drum machines and effects units. The one thing that has been driven home to me is this... the key issue in such transfers is to find out how to avoid having to undertake any major editing of the existing sequence data!

Last of all in this parade of doom and gloom, which you should note

continued on page 127

WE ARE OPEN ALL HOURS

9am-10pm Mon-Sat
10am-6pm Sun

HARDWARE

A500 Plus & Software	£349.00
A500 512K	£299.00
A1500 & Software	£565.00
1084S Monitor	£237.00
Phone for 2000 & 3000 prices.	

ACCESSORIES

Amiga Int drive	£49.00
Cumana Ext drive	£53.00
Zydec Ext drive	£49.00
512K upgrade with clock	£27.90
512K upgrade no clock	£24.90
1.5 Meg upgrade with clock	£79.00
1 Meg Amiga plus upgrade	£46.99

PRINTERS

Star LC-20	£149.00
Star LC 24-10	£214.00
Star LC200 Colour	£204.00
Star LC-24-200 Colour	£294.00

JOYSTICKS

Quickshot II	£6.50
Speedking Autofire	£10.50
Competition Pro 5000 Black	£11.90
Competition Pro Glo Autofire	£12.95
New Competition Pro Star Autofire	£13.25
Maverick Autofire	£12.95
Zipstick Autofire	£12.95

DISKS with labels

Unbranded Bulk 100% Certified	
3.5" DSDD	37p each
3.5" Rainbow	44p each
3.5" DSHD	71p each
5.25" DSDD	28p each
Branded Disks	
3.5" DSDD	55p each
Please phone for bulk purchase discounts	

STORAGE BOXES

10 capacity	£0.95
NEW 20 capacity Sony	£1.49
50 capacity lockable	£3.95
100 capacity lockable	£4.50
80 cap Banx stackable/lockable	£7.99
150 cap Posso stackable/lockable	£15.00
250 cap stackable/lockable	£18.99

LOOK! LOOK! LOOK!

TRACTOR FEED DISK LABELS

500 plain white labels & software to print your own professional labels
Only £9.95

MISCELLANEOUS

Mousehouse	£1.60
Mouse Mat	£2.50
Disk Drive Cleaner	£1.80
Amiga Dust Cover	£3.50
Monitor Dust Cover	£3.50
Mouse/Joystick Auto Shift	£14.95
Amiga Light Pen & Software	£32.00
Mega Mouse	£14.90
Squik Mouse	£14.90
Naksha Mouse & Accessories	£22.00
Zy-Fi Amplifier & Speakers	£37.95
Thumb & Finger Trackerball	£19.99
Crystal Trackerball	£32.00
Action Replay Mark III	£57.00
Techno Sound Turbo Sampler	£30.00
2 Piece Printer Stand	£5.70
Midi Master	£26.00
Wordworth 1.1	£77.50

Orders by phone or post to:
DIRECT COMPUTER SUPPLIES

0782 - 642497 9am - 5.30pm week
0630 - 653193 Anytime
0782 - 311471 Evening/Weekend

54 Spring Road,
Longton,
Stoke-on-Trent,
Staffs ST3 2PX

Prices include VAT
Postage please add £3.30
We accept cheques/
P.O.'s/Visa/Access

WINNER OF COMPUTER
SHOPPER MAGAZINE BEST
CREATIVITY SOFTWARE
NON PC 1991

ZONE

DISTRIBUTION



Dr.T's
MUSIC SOFTWARE

Dr T's produce more AMIGA music software than any one else. They support their products with regular updates giving you new exciting features. Buy any Dr T's product in the knowledge that it will offer good value, features and support. Notation packages, sequencers, editors and more for novices and professionals alike. As their authorised UK distributor only ZONE are able to fully support all Dr T's products and supply updates, upgrades etc to all REGISTERED USERS. Ring or write for free information and advice.

Dr T's Phantom is a very reliable and accurate device that acts as standard Amiga MIDI interface and a SMPTE timecode reader/writer. It couldn't be easier to synchronize your music to video or audio tape

Phantom™



Synchronization for video and audio is easy!

£249

- High quality MIDI interface
- Bit accurate SMPTE with offset
- 24, 25, 30 and 30 drop
- MPE compatible
- Store configs. to disk
- Supports KCS, Presenter, Showmaker and Bars & Pipes
- Protection from crosstalk & Dropouts.
- Works with any Amiga

SAVE £6 000 with X-oR


Believe it or not X-oR is a complete editor/librarian for over 120 synths and MIDI devices from all the big (and small) manufacturers. Even at just £50/editor this represents over £6,000 worth of editors in one package for just £219. Not to mention X-oR's extensive librarian facilities, MPE compatibility (real time voice edits thru KCS), randomisation and a constantly updated profile list is it hardly any wonder X-oR is so popular.



Attention all **MUSIC X** owners
upgrade your MUSIC X to the new KCS 3.5 for just **£149**

* Saving £130 off KCS 3.5 mp of £229. This is a limited offer subject to availability. Music X disks must be returned to qualify. Call for full details. To utilize all the KCS features 2mb RAM is recommended

KCS is the most powerful MIDI sequencer available for the Amiga. Its ease of use, reliability and rock steady timing have made it many friends. Regular updates also make it the best supported. Now with even more features like realtime graphic editing and notation, the new KCS 3.5 is the only choice for the serious Amiga musician.



AMIGA FORMAT



92 % Dec 1991

Read the rave reviews in Sound on Sound, Amiga Computing, Amiga Shopper, Amiga Format

- Graphic Tape Recorder interface
- TIGER realtime Graphic editing
- Full quantise and loop record
- Multi program environment
- Notation display/ printing
- Draw/edit data in realtime
- Supports SMPTE thru phantom or MSPP
- Variable resolution up to 384ppq
- Automix, on board MIDI Mixer
- 48 tracks/126 seq/16 songs
- Supports full SMPTE and MSP

THE BEST SUPPORT FOR
THE BEST MUSIC
SOFTWARE IN THE
WORLD

All trademarks acknowledged

5, Abbeville Rd, London SW4 081 766 6564 (3 lines)

Exclusive distributors for Dr T's, Band in a Box, Blue Ribbon, Trycho Tunes and more.

Please rush me information on your products
NAME ADDRESS POSTCODE COMPUTER

ASJAN

continued from page 127

but keep in perspective, comes the big one – changing sequencers. It's worth mentioning some non-Amiga material here because you may have already been involved with sequencing before hitting the Amiga scene. If you change from a dedicated sequencer, such as the Alesis MMT-8, to a computer/software based sequencer package like an Atari ST running Steinburg's Pro 24 or an Amiga running Dr T's KCS, then the safest way of moving your sequencer files is to do it in real-time. Connect the sequencers together and play one while you record with the other. Don't forget that the sequencer which you're recording into should be set so that it uses the MIDI clock messages, not any internal clock, otherwise you'll lose all of your bar definitions. This method of direct linking is simple to do, and even though it can take time, it has one over-riding advantage – it always works!

If you've already got a computer based sequencer but are moving to an Amiga sequencer then there are alternative possibilities. If the file formats of the two sequencers are compatible it may be possible (via a serial comms package or self written software) to transmit the sequencer files from one machine to the other.

Another alternative for computer based sequencer users is to use Standard MIDI Files. The idea is that a common file format has been defined and many sequencer packages offer program options (or separate utilities) which allow users to translate their files into a format which other sequencer programs can read. Nowadays many computers can read and write more than one type of disk format and this has eased most file transfer problems.

Although designed to make sequencer data portable, an interesting offshoot has emerged – the fact that it is now possible to buy complete songs (which have been played by professional musicians) in MIDI file form. Zone Distribution, for instance, (☎ 081 766 6656) offer the very comprehensive 'Trycho Tunes' MIDI File range.

Today a great many software packages provide some level of MIDI file support and more and more users are beginning to realize the benefits of storing sequences in this way. If you want to know a little more about the 'internal contents' of these files see the box opposite...

AT THE END OF THE DAY

The MIDI trail, like most things, is open ended and there is almost no limit to what you can spend, learn and do. For top-end users there is, as well as heavyweight sequencers

such as Dr T's KCS and Blue Ribbon Soundworks' *Bars&Pipes*, a growing variety of notation, composition and patch/librarian MIDI software (check out some of the Dr T's offerings such as the *Copyist* and *XOR*). The software-reliability problems, which plagued many of the Amiga's early MIDI offerings, have long since gone and MIDI-wise the Amiga is now going from strength to strength.

Despite the electronic complexity MIDI gear is also reliable – when problems do occur it is usually because of silly things such as wrong connections, faulty leads, inadvertent alteration of a unit's internal parameters, and so on.

THE LAST RESORT

Fault finding is something which comes with practice but there are a few things which can make life easier. It is for instance useful if MIDI interfaces, and other items of equipment, have led indicators which

flash when MIDI data is being received. When you need additional help then there are a number of possibilities: Studiomastr (☎ 0582-494341) market a MIDI analyser called the MA36 which can be used to check the types of messages being sent down a MIDI line. Forefront Technology (☎ 0376-83920) offer a programmable MIDI message transmitter unit called the FT3 Plus Patch commander which can be used to send a variety of MIDI message types.

The DataPak MIDI Toolkit program, (☎ 0702-542229) is another useful diagnostic utility. Strangely enough most of the problems that I encounter (and nowadays these are usually other peoples' MIDI nightmares) are solved not by using loads of diagnostic tools, but by spending half an hour reading the appropriate equipment manuals (there is a moral here somewhere!)

Most of the time though you are not going to encounter any serious problems and you certainly should not have to spend large amounts of your MIDI-lifetime engaged in fault-finding. Playing music, and learning about MIDI, should be enjoyable and perhaps the best way to keep it so is to take things slowly. Read reviews, books on MIDI (and series like this) and try to learn as much as possible. *But...* don't feel that you must learn about hex numbers or SYSEX messages right from the start – just concentrate on the things that you feel are useful to you at the present time (you'll know, incidentally, when you've got the balance right because the headaches will stop).

Well that's it as far as this introductory series goes. I did say I'd try to explain what MIDI was – until next month keep going with this thought:

MIDI, is the best thing that has ever happened to the music world! AS

MIDI Files

To be honest you are unlikely to ever need to know in great detail how information is stored inside a standard MIDI file, but a rough appreciation of the layout is useful.

A MIDI File, just like any other computer file consists basically of a series of bytes. The MIDI file standard specifies the interpretation and arrangement of those bytes. At the highest level MIDI Files consist of identifiable blocks of data called 'chunks'. Each chunk consists of a 4 character identifier followed by a 32-bit number which specifies the byte-length of the data held in the chunk, ie all chunks adopt this type of arrangement...

Chunk	<chunk- identifier>	<chunk-size>	<actual chunk data>
	4 Bytes	4 Bytes	chunk-size bytes

Only two types of chunks are currently defined: header chunks which have a 'MThd' identification label, and track chunks which have a 'MTrk' internal label. These two chunk types can actually be arranged in three ways and it is this which leads to the three types of MIDI files being defined...

Format 0 type files, which contain a header chunk followed by a single track chunk, are the simplest (and most portable) of all the MIDI file arrangements. They're used primarily for storing sequence and song data as a single stream of events.

The other two types have been devised for specific multi-track/multi-sequence uses: Format 1 type files allow multiple parallel track sequences to be handled (these files will contain a header chunk followed by a set of separate track chunks). Format 2 files allow collections of independent sequences to be stored – a sequencer might save a number of individual verse/chorus sequences as a single format 2 type MIDI file.

Irrespective of the track chunk arrangement the layout of the track chunks will follow a clearly defined pattern. MIDI File events all start with a time value (ie they are time-stamped) and three distinct categories of event have been defined: MIDI events, SYSEX events, and Meta events. MIDI events are the easiest to explain – they can be any MIDI channel message.

SYSEX Events are *not* identical to ordinary MIDI

SYSEX events – in fact two distinct forms can exist within a MIDI file. The basic information packet includes an additional byte-count field which gives the length of the real data...

SYSEX Event1 <F0 hex> <length> <data bytes>

If the SYSEX message is sent as a single packet then the last data byte should be the conventional EOX (F7 hex) SYSEX terminator. This may appear to be unnecessary since a SYSEX message length field is also included. In the original MIDI File standard it was indeed unnecessary and the terminal F7 byte was not required.

The reason that the F7 terminator has been re-introduced is that a new MIDI file SYSEX message has been devised which allows large SYSEX messages to be broken up into time-stamped packets.

The new message actually starts with the F7 hex terminator and takes this general form...

SYSEX Event2 <F7 hex> <length> <data bytes>

If a program wants to split a SYSEX message into a number of separate packets it does it by using the F0 form for the first data packet, and F7 forms for any subsequent packets. (The last byte of the last packet of information contains a 'real' terminal EOX byte).

The third class of events that the MIDI File standard supports are non-MIDI events and these are known as Meta events. All of these start with an FF hex character as the primary meta-event identifier and immediately after this comes a meta event 'type' field, a byte count value, and finally the data itself...

Meta Event <FF hex> <meta- event type> <length> <data bytes>

In a sense the type field byte performs the same job as a MIDI status byte but it is of course being used to classify a meta event type not a MIDI message type. Meta events have been defined for storing copyright info, general text, song lyrics and many other items.

That's as much as I'm going to mention as far as the internal layout of MIDI files go – it may be all very interesting but it is far removed from the areas that most MIDI users are involved with or interested in and, after all, this series did not intend to cover MIDI programming as

* SALE NOW ON * SAVE ££'S * CALL INTO YOUR NEAREST STORE-NOW!

ALL PRICES INCLUDE VAT, COURIER DELIVERY

SALE
NOW ON

2 YEAR
GUARANTEE



THE ALL NEW..

A500P GALACTIC PLUS PACK

- A500 PLUS COMPUTER WITH 1 MEG RAM
Latest enhanced Amiga from Commodore featuring Super Agnes, Kickstart V.2, Workbench V.2.04
- CARTOON CLASSICS SOFTWARE
Bart Simpson, Lemmings, Captain Planet, Deluxe Paint III
- ADDICTIVE HITS SOFTWARE
Rainbow Island, Bubble Bobble, New Zealand Story.
- WICKED 30 GAME PACK
30 great games to get you going!
- 2 QUICKSHOT JOYSTICKS
Not one, but two Quickshot joysticks!!
- .40 CAPACITY LOCKABLE DISK BOX
- 10 DOUBLE SIDED/DOUBLE DENSITY DISKS
- QUALITY COMPUTER DUSTCOVER
- HIGH QUALITY MOUSEPAD

All this for an unbelievable

£399.99 **CALL**

MAD
SALE

COMMODORE CDTV SCOOP

- CDTV Player With Remote Control Handset
- "Welcome" - A Guide To CDTV Disk with Caddy
- Hutchinsons Encyclopedia
- Lemmings

£449.95 **CALL**

COMPLETE PERIPHERAL PACKS

PACK 1

PROTAR 512K RAM Upgrade with clock • 40 capacity lockable disk box • 20 3.5" DS/DD disks with labels • 3.5" disk drive cleaner kit

all for just £39.95

PACK 2

PC 880B intelligent disk drive • Protar 512K RAM upgrade with clock • 40 capacity lockable disk box • 20 3.5" DS/DD disks with labels • 3.5" disk drive cleaner kit

all for just £99.95

UP TO
50% OFF
SOFTWARE

CONSOLE CORNER

ALL PRICES INCLUDE COURIER DELIVERY & 2 YEAR GUARANTEE

CONSOLE SYSTEMS

Sega Master System.....£59.95
Sega Master System Plus.....£79.95
Sega Megadrive.....£129.95

COLOUR PORTABLES

Atari Lynx.....£49.95
Sega Game gear.....£49.95

We stock a wide range of software and peripherals for all of the above ring for details

Future World
computers

PLUS A COMPREHENSIVE 2 YEAR GUARANTEE!

PRINTERS

All printers come with connecting cables free of charge

STAR GOLD STAR DEALER

LC-20 MONO 9 pin Dot Matrix, 180/45 cps.

£1 CALL 95

LC-200 COLOUR 9 pin Dot Matrix, 185/45 cps.

£2 CALL 95

LC-24/200 MONO 24pin Dot Matrix, 220/55 cps

£2 CALL 95

LC-24/200 COLOUR 24 Pin Dot Matrix, 220/55 cps

£3 CALL 95

CITIZEN

PREMIER SUPER DEALER

120D+ MONO 9 pin Dot Matrix, 120/25 cps.

£1 CALL 95

SWIFT COLOUR 9 pin Dot Matrix, 160/40 cps.

£2 CALL 95

124D MONO 24pin Dot Matrix, 144/48 cps

£2 CALL 95

SWIFT 24 COLOUR 24 Pin Dot Matrix, 160/50 cps.

£3 CALL 95

PRINTER STARTER PACK

• UNIVERSAL PRINTER STAND • QUALITY DUST COVER • 200 SHEETS OF PAPER

All for only £ CALL 5

**CALL NOW
AND PICK
A BARGAIN**

POWER DISK DRIVE STARTER PACKS

BEGINNERS PACK

- PC880A Disk Drive features Anti-Click, thru port
- Ten 3.5" DS/DD disks
- 40 Capacity lockable disk box
- 3.5" disk drive cleaner kit

£6 CALL 95

ADVANCED PACK

- New PC880B Intelligent Drive features Virus hardware, Blitz hardware
- Ten 3.5" DS/DD disks
- 40 Capacity lockable disk box
- 3.5" disk drive cleaner kit

£7 CALL 95

**CALL NOW
FOR SUPER
LOW PRICES**

STEREO COLOUR MONITORS

PHILIPS 8833/Mk2

£2 CALL 95*

*Free F19 Stealth Fighter

CBM 1084S

£2 CALL 95*

*Free Silent Service II

ORDERING MADE EASY



BY PHONE

Simply call our Head Office quoting your Access/Visa number on
0234 218060 (5 lines)



BY CALLING PERSONALLY

Simply call into your nearest FutureWorld store where our fully trained personnel will be more than happy to deal with your requirements



BY POST

Make cheques, Building Society drafts or Postal Orders payable
FUTUREWORLD COMPUTERS LTD
UNITS 25-27 SERGEANTS WAY
ELMS INDUSTRIAL ESTATE
BEDFORD MK41 0EH

Please write cheque guarantee card number on reverse of cheque to ensure same day clearance



REMEMBER

ALL PRICES INCLUSIVE OF VAT & COURIER DELIVERY*
* UK MAINLAND ONLY

FINANCE

Finance available to suit your specific needs. Written details on request. Instant credit is available in all FutureWorld stores.

PREMIER GOLD CARD

- 7 day money back guarantee if not completely satisfied
- 30 day exchange for new policy should a fault occur
- 2 year guarantee giving free collection and delivery service should a fault occur
- Exclusive Premier Gold Card with Personal Membership Number entitling you to special offers
- All this for only £19.95 per item purchased

2 YEAR GUARANTEE

For the whole guarantee period, warranty service will be completely free of charge

TECHNICAL SUPPORT/ON SITE ENGINEERS

Being authorised service centres for AMSTRAD, COMMODORE & STAR, we are equipped to deal with the majority of queries

FULLY COMPUTERISED ORDERING SYSTEM

This enables our telesales staff to provide up-to-the-minute stock information coupled with efficient dispatch

FULL TESTING PROCEDURE

All computer hardware is tested prior to dispatch maintaining our motto:

*Simply the
BEST*



YOUR NEAREST **FutureWorld** STORE



BEDFORD

70 High Street Bedford Telephone 0234 217070



NORTHAMPTON

1-7 College Street Northampton Tel: 0604 33996




WELWYN GARDEN CITY

16 Church Road Welwyn Gdn City Tel: 0707 390029

*** SALE NOW ON * SAVE ££'S * CALL INTO YOUR NEAREST STORE-NOW!**

A WHOLE NEW WORLD



NOW WITH THE NEW SYNCRO EXPRESS MK III

HIGH SPEED DISK DUPLICATION SYSTEM

FOR ONLY

€ 34.99

THE
ANSWER
TO YOUR DISK
DUPLICATION PROBLEMS

If you
don't have a
second drive we
can supply
SYNCRO EXPRESS
together with a
DIGITAL DISPLAY
DRIVE for ONLY....

£ 99.99



☐ SYNCRO EXPRESS IS A HIGH SPEED DISK DUPLICATION SYSTEM
THAT WILL PRODUCE COPIES OF YOUR DISK IN AROUND 40
SECONDS!!

- ☐ Syncro Express requires a second drive & works by controlling it as a slave device & ignoring the computer disk drive controller chip whereby high speeds & great data accuracy are achieved.
- ☐ Menu driven selection of Start Track/End Track up to 90 tracks.
- ☐ Ideal for clubs, user groups or your own disks.
- ☐ Very simple to use, requires no user knowledge.
- ☐ The most powerful Disk Copier ever conceived.
- ☐ Also duplicates other formats such as IBM, ST etc.
- ☐ No more waiting around for your disks to copy.
- ☐ Probably the only duplication system you will ever need!
- ☐ Now with a SUPER POWERFUL "SYNCRO" MODE that actually synchronise your Disk Drives for even greater accuracy!!
- ☐ Can be switched OUT when not in use - totally transparent.
- ☐ Make up to 2 copies simultaneously*.

PLUS MANY NEW FEATURES INCLUDING...

- ☐ DRIVE SPEED CHECKER - now you can check the speed of your drives - DF0-DF3. Easy and very accurate.
- ☐ DISK TOOLKIT - Syncro III now includes a range of Disk Tools - Fast Format, File Copy, Ram Disk, Disk Rename, Hard Drive File Copy etc., etc. Easy to use.

PLEASE STATE AMIGA
500*/1000*/1500/2000/3000 WHEN
ORDERING



HOW TO GET YOUR ORDER FAST!
TELEPHONE [24Hrs] 0782 744707 CREDIT CARD ORDERS
ORDERS NORMALLY DISPATCHED WITHIN 48 Hrs. ALL CHEQUES/POSTAL ORDERS MADE PAYABLE TO....
DATEL ELECTRONICS
GOVAN ROAD, FENTON INDUSTRIAL ESTATE, FENTON, STOKE-ON-TRENT,
ST4 2RS, ENGLAND. FAX 0782 744292 TECHNICAL/CUSTOMER SERVICE 0782 744324

DATEL LONDON SHOP

222, TOTTENHAM COURT RD,
LONDON, W1. TEL: 071 5806460

Databases have a wealth of applications. In short, they are a place where information can be stored, retrieved and even cross-referenced. So, if there's something you need to keep tabs on, what better way than with a database...

AT FIRST BASE

The object of this article is to demonstrate the use of *Superbase Personal 2* in constructing a database suitable for a record collection. In part two next month, I'll be applying the same techniques to books and videos. All these databases have something in common: none of them are practical for flat-file database programs (— a flat-file database being one in which each record is an individual entity). Although this feature has been developed on *Personal 2*, most of the examples will work just as well on the original, and, of course, *Superbase Professional 4*.

I can imagine a lot of database users quaking in their boots on reading that and thinking: "That's what I use mine for" while reaching for the pen to write in and complain. It's true that almost any information can be stored in a flat-file database — but the data cannot be easily cross-referenced to information in other databases; and that's what relational databases are about.

To take a simple example, think of a database for storing information on all the books in a library. Although every book is unique, the same authors, publishers and subjects occur repeatedly. Furthermore, many books may have more than one author. This leaves flat-file databases struggling. For instance: how many author fields should there be and how much information should be held on the publisher? In this scenario, much redundant data is held in every record allowing room for human error such as spelling mistakes. Also, if one of the details (such as a publisher's address) were to change, altering all the necessary records would be nightmarish.

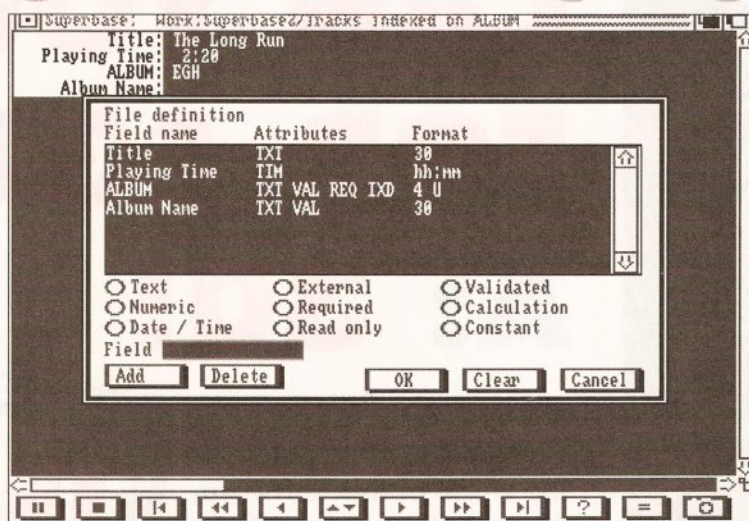
GOOD RELATIONS

Relational databases offer a very simple solution which is this... Two or more database files can be linked by single fields. In other words, a code in many records in "Database A" could refer to just a code in one record in Database B — it's called a "many to one" relationship. Applying this to our library example: Database A is the list of books and each record contains a non-unique code for the book's publisher. Database B on the other hand is the list of publishers. A third, Database C, could be a list of authors (remember there can be more than one author for a book).

Keep it on record

Superbase Personal 2 is probably still the best database system around — Mark Smiddy shows you how to get more from it and answers some familiar questions

It's important to note that as Database A's data is dependant, changes to Database B or C are automatically global and simple to make. By reversing the situation we can group the records "one to many" and search for "books by author" using the "one" author record and listing the "many" books they have written. While *Superbase* is capable of these relationships, it's tricky to use. Several readers have commented on this, and this article was written with those very people in mind.



MUSICAL EXAMPLES

Let's start off with a simple example (the record collection) and build up from there. The idea is to produce a database which holds information on all the records in your collection. We'll begin by only storing the titles of each album and the media type:

Editing the definition of the Track database with *Superbase Personal 2*. This will store all the tracks on each album in your collection

CD, LP or compact cassette; a flat file. Then extend the idea to store the song titles of all the tracks with two relationally linked databases.

Open a new database called ALBUMS and define the following fields (noting the Type field is in Upper Case format:

Name	Attributes	Format
Title	TXT REQ IDX	30
Type	TXT REQ	2 U
Artist	TXT REQ	20

If you are unfamiliar with *Superbase*, you will note the IDX field (Type) is a normal index which is added after you click OK on the file definition box. This very simple database will allow you to enter the details of every album in your collection. The type field is a code where:

CD = Compact disk
LP = Long playing record
CC = Compact cassette

As you see, it would be very easy to mis-type those codes so we'll add a validation formula. Return to editing the file definition, select the "Type" field and click on the Validated button. The formula is thus:

BEGINNERS

What is a database?

Strictly speaking a database is a number of records containing many similar items: such as telephone numbers. Typical classical examples are Filofaxes, card files or the Rolodexes: things used for storing all manner of information: from names and addresses to recipes etc. The name database has been adopted by computer society to define a software package — a program — which is used for data storage and retrieval. Data stored on disk is also database — which is, of course, a typical source of confusion.

BEGINNERS START HERE

Databases are open ended applications. What is stored and the form in which it appears, is defined by the person using it — you. The program has the task of managing the data: searching for particular records; printing them; updating them and so on. From this definition you can gather a database could be used to: index your record collection; store the wife's favourite recipes; a Christmas card list with names and addresses — the application is defined by the data and the user's imagination. The example here is tailored for books and records; but once the techniques are mastered the sky's the limit.

BEGINNERS

Why do I need one?

Q: HOW MANY PROGRAMS CAN YOU GET FOR £30?

A: 30!

Public Domain is your essential monthly guide to the world of free software. For as little as a pound you can pick up games, utilities, even fully-fledged business packages for your Amiga.

- Hundreds of programs reviewed and rated each and every issue
- In-depth features that tell you all you need to know
- A program-packed coverdisk crammed full of PD and shareware to astound you
- For only £2.95 you could save yourself hundreds

DON'T MISS ISSUE FIVE ON SALE 5TH MARCH

Future
PUBLISHING

Yet another superb magazine from Future Publishing, the company that brings you Amiga Format, ST Format, Amiga Power, Amiga Shopper, PC Plus, PC Format, PC Answers...



Type.Albums = "CD" OR ↓
 Type.Albums = "LP" OR ↓
 Type.Albums = "CC"

This can be entered quickly using the requester:

1. Click the Type field.
2. Click the "=" button.
3. Enter CD in the Value box and press Return.
4. Click the "OR" button.
5. Repeat steps 1..4 substituting LP and CC respectively for CD. Don't enter an extra OR after CC.
6. Click "OK" to enter the formula.

The file definition now looks like this:

Name	Attributes	Format
Title	TXT REQ IXD	30
Type	TXT VAL REQ	2 U
Artist	TXT REQ	20

That completes the definition for a flat file database, and you can leave it at that if you wish, there is enough scope here for a simple database of albums. However the problem was to create a database which could store

JARGON BUSTING • JARGON BUSTING

Field – A blank area in a database record to hold data. Fields are usually categorised by the type of data stored in them: text, numbers, dates etc.

Index – A list of pointers. A normal index holds one pointer for every non-unique indexed record in the database. A unique index contains one value (key) for every record in the database.

Key – An index pointer. Put simply, a value calculated from a field's contents. A collection of keys is called an index.

Record – A collection of one or more fields.

Database – A collection of one or more records.

details of all the tracks on each album. Using a flat-file system this would require the addition of 20 or more fields for the track names. This is inefficient because albums may have less; and each field takes up space. The answer, is to create another database which holds just the tracks on each album and link the two for reporting purposes.

One extra field is required for our existing database – a unique code which will represent each album title in the database. At its simplest CODE is defined as follows:

Name	Attributes	Format
CODE	TXT REQ IXU	4 U

Note the fieldname CODE is in capital letters. This is an aide-memoire to remind you the code is a link field. Although not strictly necessary, the reason will become clear when you use the Query reporting function.

Something may not be immediately apparent here – what would happen if you inadvertently add extra spaces to the contents of CODE. You might not notice – trailing spaces are difficult to spot – but they will affect the index (key) value. For a relational code index like this it's vital you get the code exactly right, but *Superbase* provides for that. Click the Calculation button and enter this formula:

LTRIMS (TRIMS (CODE.Albums))

This ensures you don't add unwanted spaces, even if you do they are removed automatically. When you finish editing the formula, you will notice the "Read only" flag is set. This is required for automatic fields and must be removed for this example. (The flag is set by *Superbase* as calculated fields aren't usually edited. Automatically generating an index code for this example is possible but I don't recommend it.)

ON THE TRACKS

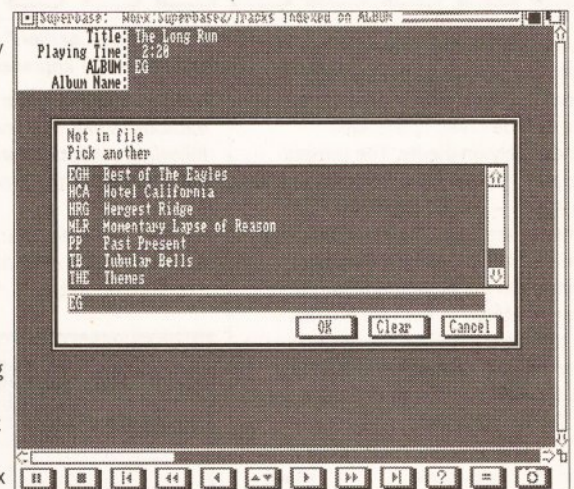
The second database required for this database (called Tracks) will store all the tracks on each album and it's defined as follows:

Name	Attributes	Format
Title	TXT REQ	30
Time	TIM	hh:mm:ss
ALBUM	TXT VAL REQ IXD	4 U

Note the time field is not required (many producers do not supply a timing). The remainder of this definition shouldn't present problems, but the ALBUM field does require explanation. This will be the relational link between the Albums and Tracks database. Again, the field name is upper case to remind you of this fact. Links must be indexed, but note, the index is not unique, as many tracks (non-unique index) can belong to one album (unique index). The album index is unique to avoid defining the same code for two albums – and confuse the relations.

The validation formula for ALBUM is interesting because it employs a function and isn't usually found in *Superbase Personal 2* validations. Here's the validation formula:

LOOKUP ↓
 (ALBUM.Tracks, CODE.Albums)



Using the lookup requester in *Superbase 2* – one of several carefully hidden features

This function searches the Albums file's CODE keys for a key which matches the one just entered in the ALBUM field. What? Put another way: when you enter a new CODE in the Albums database, *Superbase* generates a unique code which identifies that album. When you enter a code in the Tracks database, LOOKUP checks to see it ties to an existing record in the Albums database. A side effect of this is that you must enter the album records first, but it ensures every Track entered ties to an Album. The reason for using upper case for relationally linked field names should have become clear now. When your eyes scan down the list you can pick up the correct fields among all the others. Other fields may be indexed but they may not, necessarily, be used for relational links.

You may be tempted to add a calculation to this field to trim any leading a trailing spaces. Although this would be logical, it is not necessary because LOOKUP will spot

continued on page 134

Summary of Record Collection Database Definitions

Albums:

Name	Attributes	Format
Title	TXT REQ IXD	30
Type	TXT VAL REQ	2 U
Artist	TXT REQ	20
CODE	TXT CLC REQ IXU	4 U

Field "Type" validation:

Type.Albums = "CD" OR Type.Albums = "LP" OR Type.Albums = "CC"

Field "CODE" calculation:

LTRIMS (TRIMS (CODE.Albums))

Tracks:

Name	Attributes	Format
Title	TXT REQ	30
Time	TIM	hh:mm:ss
ALBUM	TXT VAL REQ IXD	4 U
Album Name	TXT CLC RDO	30

Field "ALBUM" validation:

LOOKUP (ALBUM.Tracks, CODE.Albums) ELSE REQUEST "Can't find that album", "Please select one:", 20, a%, ALBUM.Tracks, 60, CODE.Albums, Title.Albums

Optional field "Album Name" calculation:

LOOKUP (ALBUM.Tracks, CODE.Albums) ? Title.ALBUM : ""

Final Report Query:

Fields

FIELD ON "Albums" NEWLINE REPLICATE ("*", 79) NEWLINE
 "Album:" Title.Albums, @40"Media: "Type.Albums @55"By:
 "Artist.Albums" NEWLINE NEWLINE ON "Tracks"
 Title.Tracks, @40 (" Time.Tracks ")

Report

(not used, leave blank)

Filter

CODE.Albums = ALBUM.Tracks

Order

Title.Albums, Title.Tracks ASCENDING

continued from page 133

any errors since a matching key will not be available. Also, because input validation is performed before the calculation, the extra programming will have no effect.

The LOOKUP function has an

rather than produce an error message, *Superbase* lists the available codes and the albums they relate to. The appropriate code can be selected by clicking it. This of is more common in *Superbase Pro 4*, but there's no reason it shouldn't be

parameter provides the description string (the title of the album) associated with the key, CODE.

TESTING, TESTING

Now we need sample data to test the database. You can use your

existing collection to test this application, but I've supplied some example data to get you started. The times are rather arbitrary – just make some up if you want to process them. Remember though, you must supply the hours, ie: 0:2:52. In any case, you will need at least three albums worth of data entered to get the feel of how this database works. Open the Query requester and enter the following Fields line. (You will find it easier to enter

This is *Superbase's* way of defining a relational link. It forces the program to match CODE keys in the Albums database to ALBUM keys in the Tracks database – and output any matching records. Don't worry if that isn't immediately clear, click OK and you'll see the idea in action – especially down the two columns on the right which show the codes.

It would be more useful to split the listing by grouping all the songs with each album; and inserting a break to show where a new listing starts. Add this to the Report line:

GROUP Title.Albums

and click OK to see the result. Now add some order to the listing by entering this in the Order box:

Title.Albums, Title.Tracks ↓
ASCENDING

This sorts all the albums by name, and sorts the names of the tracks in the correct groups from A to Z going down the screen. Sorting order can be very important in queries but it is not a requirement here.

ALL FOR ONE

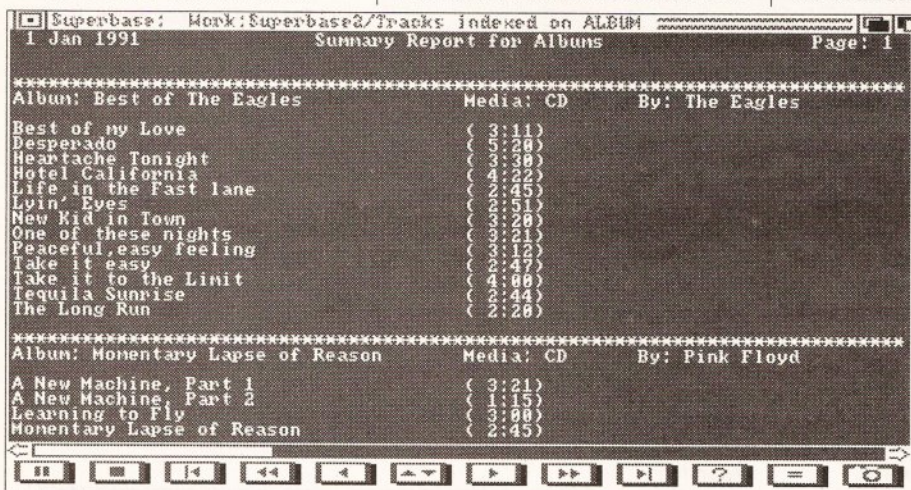
Now we have the data definitions linked together and sorted, another malady becomes apparent: every record in the Tracks database is printed with the relevant album's name from the Albums database. Although this is not a major concern, it should be corrected. *Superbase's* ON operator fixes that – but it should be used with caution. Try this:

ON "Music"Title.Albums, ON ↓
"Tracks"Title.Songs, ↓
Time.Tracks

That should produce the desired result, although the columns wrap at the wrong points. This is a feature of *Superbase* and is inherent even in the latest version. But don't despair, as they say on *Blue Peter*, "Here's one I prepared earlier":

FIELD ON "Albums" NEWLINE ↓
REPLICATE (" ",79) NEWLINE ↓
"Album:" Title.Albums, ↓
@40"Media: "Type.Albums ↓
@55"By: "Artist.Albums" ↓
NEWLINE NEWLINE ON "Tracks" ↓
Title.Tracks,@40" (" ↓
Time.Tracks ") "

Leave the report section blank for this query – which proves there's more to *Superbase* than meets the eye. I'll give a full description of how this works next month. The completed definitions for the music database are listed for quick reference, I might even upload the relevant files to CIX if someone sends me some nice mail. **AS**



another interesting side effect in that it alters a pointer to the current record in the related database, so data can be cross referenced immediately on-the-fly. The ternary operator – *Superbase Personal 2* and *Pro 4* only – can be used to demonstrate this. The example given here does give rise to redundant information because the album's name is stored in both databases – but this can be useful for casual browsing and to avoid errors. Add this field to the current definition for the Tracks database:

Name	Attributes	Format
Album Name	TXT CLC RDO	30

The calculation formula is as follows:

```
LOOKUP ↓  
(ALBUM.Tracks, CODE.Albums) ? ↓  
Title.ALBUM : " "
```

The ternary operator here tests the value of the key lookup and returns the value found in the Title field of the Albums database. If the relationship fails, a null string is returned. The null string would normally be an error message, but is not required here since the key has already been validated in the validation formula. This also suggests the formula could have read simply:

Title.Albums

which would be quite correct in this instance. Generally speaking though, it is unwise to rely on the position of the relational pointer since it can be affected by other things.

Leaving the best for last, there's something else you can do with *Superbase Personal 2* – an automatic requester. Therefore, when you mistype an ALBUM entry,

"One I prepared earlier." Query is difficult to use but is capable of some impressive results once mastered

used to enhance even simple databases like this one. Enter the following validation formula into the ALBUM field of the Tracks database:

```
LOOKUP (ALBUM.Tracks, CODE. ↓  
Albums) ELSE REQUEST "Can't ↓  
find that album", "Please ↓
```

this by clicking the Fields gadget and enter this from the requester.):

Title.Albums, Title.Tracks, ↓
ALBUM.Tracks, "→"CODE.Albums

Now click OK and watch as a completely useless list of data

Sample Music Data

Albums

Title	Type	Artist	CODE
Momentary Lapse of reason	CD	Pink Floyd	MLR
Tubular Bells	LP	Mike Oldfield	TB
Best of The Eagles	CC	The Eagles	BOE

Tracks


Title	Album	Title	Album
Take It Easy	BOE	Part One	TB
Peaceful, Easy Feeling	BOE	Part Two	TB
Desperado	BOE	Signs Of Life	MLR
Tequila Sunrise	BOE	Learning To Fly	MLR
Best Of My Love	BOE	The Dogs Of War	MLR
Lyn' Eyes	BOE	One Slip	MLR
Take It To The Limit	BOE	On The Turning Away	MLR
One Of These Nights	BOE	Yet Another Movie	MLR
Hotel California	BOE	Round And Around	MLR
New Kid In Town	BOE	A New Machine (1)	MLR
Life In the Fast Lane	BOE	Terminal Frost	MLR
Heartache Tonight	BOE	A New Machine (2)	MLR
The Long Run	BOE	Sorrow	MLR

```
select one: ",20,a%, ↓  
ALBUM.Tracks,60, CODE.Albums, ↓  
Title.Albums
```

Unfortunately, there isn't room to explain how it works this month, but try it and you'll get the idea. The number 60 represents the width of the requester. Either side of that are the two related keys. The last

scrolls by! Note that for every album in the Album database the complete list of tracks in the Tracks database scrolls by. We need to tie the two lists together by defining a relational link between the two databases. Click on the Filter gadget and enter this:

CODE.Albums = ALBUM.Tracks



CD-ROMS & PD-Soft...CU, TUCK & POST

Credit Card 0702 466933

PD Soft (AS12) 1 Bryant Ave, Southend-on-Sea, ESSEX, SS1 2YD

VARIOUS UTILITIES

- V016 FISH TANK SIMULATOR** A program that simulates an aquarium. Visually pleasing.
- V013 PLAY & READ (2)** A collection of education programs for the under 7 year olds.
- V028 SPELLCHECKER** Current glossary contains over 7,000 words. You can add more words as you go along.
- V029 HOUSE HOLD INVENTORY** Means of maintaining all your House hold possessions.
- V041 PAINT ART** Contains loads of pictures for you to mess around with. Loads into your Paint.
- V048 TV & VIDEO GRAPHICS (8)** Packed with background screens for your video productions. Different types of graphic styles, Peel labels on IFF Picture and peels it down the screen, & more.
- V085 - RED SECTOR DEMO CREATOR** The Main program used to create demos. Required if you wish to run any of the programs under. Excellent program.
- V086 VIDEO PRODUCTION (2)** Both disks are packed with video & genlock utilities.
- V109 PRINT STUDIO** Excellent for printing pictures or text. An master program for all printer owners.
- V191 MASTER VIRUS KILLER** Virus Checker & Killer. With excellent options. Includes search disk.
- V193 THE EMULATORS** Covers various (2) Emulators which includes: CPM, IBM-PC & ST (IBM & ST Programs require two disk drives).
- V194 M.R.BACKUP HD** An excellent hard disk backup program. Backs up all or any part of the drive.
- V195 GRAPHIC CHANGE** Exchange graphics between Amiga 500/PC Graphics to the Amiga.
- V215 DISKMASTER V3.2** Copies files from one disk to another. DISKALYX Corrects & repairs.
- V261 TEXTPLUS VERSION 3.0** This disk is not just an update but completely new Word processor.
- V262 DUPLICATION & BACKUP** Super Duper, Turbo copy, Sanely copy & Pacopy. Four new copies to backup your originals for safe keeping.
- V277 FORTAN - 77 V3** C Compiler, linker & run time support library. F470
- V279 CROSSWORD CREATOR** A program that creates crosswords. UPDATED VERSION.
- V284 MCAD PROGRAM** The Object Drawing Program for the Amiga. CAD
- V285 EDUCATIONAL TYPING** A Simple tutor which measures speed.
- V291 POSTSCRIPT INTERPRETER V1.5** An excellent Post script interpreter for the Amiga.
- V298 NORTH C V1.3** (2) Unpacked Version of the best C programming program.
- V301 EYE OF THE BEHOLDER HINT BOOK** Inc. Introduction, Background, Maps, Strategy & Solution.
- V304 CHAOS STRIKES BACK HINT BOOK** Inc. Introduction, Background, Maps, Strategy & Solution.
- V306 A-GENE V3.125** Latest version of the Family Tree program. reviewed in CU Amiga.
- V307 VIDEO TAP DATABASE PROGRAM** Dialogue of all video tapes on a database.
- V311 JACK NICKLUS COURSE DISKS (3)** Various New courses for the Golf Game.
- V323 ANALYTICAL SPREAD SHEET (2)** At last a new version that works. Excellent disk.
- V327 SOUND TRACKER CONVERTER** Converts music modules into executable files.
- V330 RED SECTOR EXTRAS DISK 1** On this disk are: 32 point Fonts, 16 Point fonts, vector stars, Star fields & music Space Journey - Loma. By I deazone Troopers.
- V331 RED SECTOR EXTRAS DISK 2** On this disk are: Big logos, life logos, Vector Stars, Starfields, Bob Anim, Vector Objects, Vector Ball Objects & Point Fonts.
- V332 AMIGA HUNT FOR THE HORSE** Race prediction program for the Amiga.
- V333 KING JAMES VERSION OF THE BIBLE** Packed on four Amiga disks (4)
- V338 TRANSFORMER V3.3** This is the latest version of the IBM Emulator. disk.
- V339 SPECTRUM EMULATOR DATA DISK 1** Adventure Classics new v216 or V443
- V340 TSB VECTOR DESIGNER** The Special Brothers presents The TSB Vector Designer V1.1, this program will create filled clip art objects, line vectors & hard Coords tables.
- V341 CLIP ART COLLECTION 2** Eight more disks of clip art.
- V349 SDT V1.04** Replaces the command line & makes life very easy. Recommended for all.
- V350 BUSINESS CARD MAKER** Design your own Business cards on the Amiga.
- V354 PDS UTILITIES NO 13 Free Copy** Removes protected games copy protection so that the user can install them on his/her hard disk. Do not create your own disk catalogue. Scenery. Creates some excellent fractal based land scape. Nuke.
- V358 GENESIS LANDSCAPE SCULPT** or mould any landscape fractal. various types (FS01)
- V361 PDS UTILS 14** Music based collection this is the latest mod new program. **Trainer Master Player** program. The Latest Master Player program, which will play various modules not just one type. Some Modules for most music programs, & New Instruments.
- V365 - RED SECTOR MODULES (MUSIC)** Various excellent music modules for use with the demo maker (all by red sector). modules include: Laser Intro, Loading, Louzy House 2 & More.
- V366 600 BUSINESS LETTERS** There are over 600 Standard business letters on this disk. Can be used as they are or insert some parts into your own letters/text.
- V374 RED SECTOR BOBS EDITOR** Similar to the vector editor on an idea. It will easily create Bobs for the Red Sector Demo Maker includes various Bobs to help you start.
- V375 ARNIE SAMPLES** Extracts from the films terminator, Predator & The Running Man. (8)
- V390 DESK TOP PUBLISHING PROGRAM** The first Amiga PD Desk Top Publishing program. Includes various extra features over the old Word processor, Text Editor, Graphics editor & loads more.
- V392 AMICASH** The best bank program that I have ever used on the Amiga. easy controls.
- V393 PDS UTIL NO 15: Boot Games** The idea is to install one of two games onto your disks bootlegs, Broutack and Breaker, very simple to use. BootGen, Another boot leg program. BootGen. This program will install any IFF picture into your disks bootlegs. **Trainer Master**
- V394 CHEMESTIC** is a program that draws molecules using the colofate model. Excellent effects.
- V395 UEDIT WORD PROCESSOR V2.6h** This is a shareware word processor editor with various learn modes, a command language, menu customiza-tion, hypertex, on line help, auto save, spell windows, copy & paste undo, features.
- V396 PDS UTIL NO 16: Datacopy** Excellent database program. Nice menu driven system.
- LandScape**, based around a landscape drawing.
- V397 MANDELBROT ADVENTURE KIT** a nicely done mandelbrot generator with full source code.
- V398 PDS UTILS NO 17: Storyline** is a pattern program & a movie video production scroller.
- V400 RAY TRACER CONSTRUCTION KIT** A Ray tracer for the Amiga computer. Load Workbench first.
- V401 WINDOWBENCH V1.0 (2)** This is an excellent Workbench replace and is styled in Amiga Workbench II form, Recommended.

- V403 AMOS UPDATE V1.32** This is the latest update for the Amos Program.
- V410 PDS UTILS NO 1: PRINTING UTILITIES** Various utilities for any printer user, there some excellent programs here like, PFFtype, PPSHOW, AFD, View, Tiny Print, FastEdit. A program for Desktop 500 users who want to use the resolution enhanced graphic set. GWPInt II.
- V411 NCOM V1.921** The latest version of that excellent Modern program. Best Modern program.
- V413 WORKBENCH 2 & WORK STATION** This is not just another Workbench clone. It's a collection of utilities with the Workbench to theme. (2)
- V415 VIDEO SCREENS-1** An excellent disk packed with excellent background pictures for video production work or load them into Paint.
- V417 SUPERBENCH & EXTRAS** An excellent replacement disk with more utilities than the original V8 (2)
- V420 CURSOR BASIC COMPLEX** Compile any Amiga basic program with this utility disk.
- V423 C: COMMANDS** This disk is filled with utilities which can be used in any Start-up sequence.
- V424 PDS UTILITIES NO 18** Another collection of utilities by us here, Utilities include, Antiflicker program, said to stop the flicker in High Res. Atari Emulator. Another program to load your Amiga into an ST. Smart Icon. This program will change your workbench & smart up the window system.
- V429 DIGITAL MARKETING DEMO MAKER** A new demo creator and not by Red Sector (2 Disks)
- V431 IMPODER V4.0** This is the latest version of the best cruncher. Reduces file size for storage on hard drives over your collection disk.
- V433 ANIMATION STUDIO** An excellent Animation creator for you to make your own.
- V438 OPTI UTILITIES V2.0** This disk is packed with some excellent hard disk utilities.
- V439 AMIGA C: MANUAL II** This manual is the complete C: manual for the Amiga & describes open & work with all parts of the C: system. It also contains various examples, some simple & some more complex all the way through the disks a tutorial is there to help you out. (4)
- V443 SPECTRUM EMULATOR V1.2** By KGB Various new features but the main update included is that it now has sound built in.
- V444 PRINTER DRIVER UPDATE DISK III** Now contains instructions how to install them. All previous drivers included on this disk. Over 90
- V445 JCRAM V1.02** This is the latest version of the excellent modern based computer program.
- V446 PRINTING UTILITIES NO 2: LABELBASE V3.0** An excellent data base program this is very easy to use. Recommended. Various other good utilities.
- V457 PDS UTILITIES: Flashcopy** New copy for the Amiga. SYSInfo, deploys your machines details. BootX v4.02, One of the best virus killers.
- V458 NIB COPY** A simple copying program. Please check the copyright of the program that you intend to copy. Very good new version.
- V463 SUPER C COMMANDS** The disk is not as full as some others but comes with full instructions.
- V468 DIGITAL ADDRESS BOOK** Collect & save your address lists on computer. By Mark Jarvis.
- V475 PDS UTILS NO 19: PDS UTILITIES** Various utilities called P:Write, a simple word processor, P-Draw, P-Render and much much more. Excellent disk.
- V479 CHESS & CHESS UTILITIES** A collection of chess related features, Programs & Utilities.
- V480 WHOM III THE NEXT GENERATION** One of the best low level Amiga games.
- V483 THE RIPPER GUIDE** A collection of help-full utilities for people to rip pictures & sounds.
- V484 ADVENTURE SOLUTION (2)** Another good collection of adventure solutions for various games.
- V486 DWB RENDER** Another ray tracing prog.
- V487 ARNIE** Another Ray Tracer. Delta.
- V489 AMIBASE II** This is the latest updated version of the excellent database program. now includes various excellent new features.
- V490 MESSY DISK II** This is the latest version. It will read MS-Dos disks and transfer any text files to & from the C: disk & your Amiga. So you can work on an IBM or an Amiga and swap text files between them.
- V491 TEXT ENGINE V2.1** Another excellent word processor program Simple but will do the job.
- V492 JAM RIPPER V1.7 & JAM CRACKER V1.0** A music editor & monitor which also contains an excellent music ripper program.
- V493 DESKBNCH (3)** This is an excellent Workbench replacement with special utilities. (3)
- V497 BAYRETT POTTER CLIP ART** An excellent collection of clip art for any DTP program or Paint.
- V498 THE SOUND RIPPER V3.0** Finds Sidman 2, 3, 4, 5, 6, 7, 8, 9, 10, 11, 12, 13, 14, 15, 16, 17, 18, 19, 20, 21, 22, 23, 24, 25, 26, 27, 28, 29, 30, 31, 32, 33, 34, 35, 36, 37, 38, 39, 40, 41, 42, 43, 44, 45, 46, 47, 48, 49, 50, 51, 52, 53, 54, 55, 56, 57, 58, 59, 60, 61, 62, 63, 64, 65, 66, 67, 68, 69, 70, 71, 72, 73, 74, 75, 76, 77, 78, 79, 80, 81, 82, 83, 84, 85, 86, 87, 88, 89, 90, 91, 92, 93, 94, 95, 96, 97, 98, 99, 100, 101, 102, 103, 104, 105, 106, 107, 108, 109, 110, 111, 112, 113, 114, 115, 116, 117, 118, 119, 120, 121, 122, 123, 124, 125, 126, 127, 128, 129, 130, 131, 132, 133, 134, 135, 136, 137, 138, 139, 140, 141, 142, 143, 144, 145, 146, 147, 148, 149, 150, 151, 152, 153, 154, 155, 156, 157, 158, 159, 160, 161, 162, 163, 164, 165, 166, 167, 168, 169, 170, 171, 172, 173, 174, 175, 176, 177, 178, 179, 180, 181, 182, 183, 184, 185, 186, 187, 188, 189, 190, 191, 192, 193, 194, 195, 196, 197, 198, 199, 200, 201, 202, 203, 204, 205, 206, 207, 208, 209, 210, 211, 212, 213, 214, 215, 216, 217, 218, 219, 220, 221, 222, 223, 224, 225, 226, 227, 228, 229, 230, 231, 232, 233, 234, 235, 236, 237, 238, 239, 240, 241, 242, 243, 244, 245, 246, 247, 248, 249, 250, 251, 252, 253, 254, 255, 256, 257, 258, 259, 260, 261, 262, 263, 264, 265, 266, 267, 268, 269, 270, 271, 272, 273, 274, 275, 276, 277, 278, 279, 280, 281, 282, 283, 284, 285, 286, 287, 288, 289, 290, 291, 292, 293, 294, 295, 296, 297, 298, 299, 300, 301, 302, 303, 304, 305, 306, 307, 308, 309, 310, 311, 312, 313, 314, 315, 316, 317, 318, 319, 320, 321, 322, 323, 324, 325, 326, 327, 328, 329, 330, 331, 332, 333, 334, 335, 336, 337, 338, 339, 340, 341, 342, 343, 344, 345, 346, 347, 348, 349, 350, 351, 352, 353, 354, 355, 356, 357, 358, 359, 360, 361, 362, 363, 364, 365, 366, 367, 368, 369, 370, 371, 372, 373, 374, 375, 376, 377, 378, 379, 380, 381, 382, 383, 384, 385, 386, 387, 388, 389, 390, 391, 392, 393, 394, 395, 396, 397, 398, 399, 400, 401, 402, 403, 404, 405, 406, 407, 408, 409, 410, 411, 412, 413, 414, 415, 416, 417, 418, 419, 420, 421, 422, 423, 424, 425, 426, 427, 428, 429, 430, 431, 432, 433, 434, 435, 436, 437, 438, 439, 440, 441, 442, 443, 444, 445, 446, 447, 448, 449, 450, 451, 452, 453, 454, 455, 456, 457, 458, 459, 460, 461, 462, 463, 464, 465, 466, 467, 468, 469, 470, 471, 472, 473, 474, 475, 476, 477, 478, 479, 480, 481, 482, 483, 484, 485, 486, 487, 488, 489, 490, 491, 492, 493, 494, 495, 496, 497, 498, 499, 500, 501, 502, 503, 504, 505, 506, 507, 508, 509, 510, 511, 512, 513, 514, 515, 516, 517, 518, 519, 520, 521, 522, 523, 524, 525, 526, 527, 528, 529, 530, 531, 532, 533, 534, 535, 536, 537, 538, 539, 540, 541, 542, 543, 544, 545, 546, 547, 548, 549, 550, 551, 552, 553, 554, 555, 556, 557, 558, 559, 560, 561, 562, 563, 564, 565, 566, 567, 568, 569, 570, 571, 572, 573, 574, 575, 576, 577, 578, 579, 580, 581, 582, 583, 584, 585, 586, 587, 588, 589, 590, 591, 592, 593, 594, 595, 596, 597, 598, 599, 600, 601, 602, 603, 604, 605, 606, 607, 608, 609, 610, 611, 612, 613, 614, 615, 616, 617, 618, 619, 620, 621, 622, 623, 624, 625, 626, 627, 628, 629, 630, 631, 632, 633, 634, 635, 636, 637, 638, 639, 640, 641, 642, 643, 644, 645, 646, 647, 648, 649, 650, 651, 652, 653, 654, 655, 656, 657, 658, 659, 660, 661, 662, 663, 664, 665, 666, 667, 668, 669, 670, 671, 672, 673, 674, 675, 676, 677, 678, 679, 680, 681, 682, 683, 684, 685, 686, 687, 688, 689, 690, 691, 692, 693, 694, 695, 696, 697, 698, 699, 700, 701, 702, 703, 704, 705, 706, 707, 708, 709, 710, 711, 712, 713, 714, 715, 716, 717, 718, 719, 720, 721, 722, 723, 724, 725, 726, 727, 728, 729, 730, 731, 732, 733, 734, 735, 736, 737, 738, 739, 740, 741, 742, 743, 744, 745, 746, 747, 748, 749, 750, 751, 752, 753, 754, 755, 756, 757, 758, 759, 760, 761, 762, 763, 764, 765, 766, 767, 768, 769, 770, 771, 772, 773, 774, 775, 776, 777, 778, 779, 780, 781, 782, 783, 784, 785, 786, 787, 788, 789, 790, 791, 792, 793, 794, 795, 796, 797, 798, 799, 800, 801, 802, 803, 804, 805, 806, 807, 808, 809, 810, 811, 812, 813, 814, 815, 816, 817, 818, 819, 820, 821, 822, 823, 824, 825, 826, 827, 828, 829, 830, 831, 832, 833, 834, 835, 836, 837, 838, 839, 840, 841, 842, 843, 844, 845, 846, 847, 848, 849, 850, 851, 852, 853, 854, 855, 856, 857, 858, 859, 860, 861, 862, 863, 864, 865, 866, 867, 868, 869, 870, 871, 872, 873, 874, 875, 876, 877, 878, 879, 880, 881, 882, 883, 884, 885, 886, 887, 888, 889, 890, 891, 892, 893, 894, 895, 896, 897, 898, 899, 900, 901, 902, 903, 904, 905, 906, 907, 908, 909, 910, 911, 912, 913, 914, 915, 916, 917, 918, 919, 920, 921, 922, 923, 924, 925, 926, 927, 928, 929, 930, 931, 932, 933, 934, 935, 936, 937, 938, 939, 940, 941, 942, 943, 944, 945, 946, 947, 948, 949, 950, 951, 952, 953, 954, 955, 956, 957, 958, 959, 960, 961, 962, 963, 964, 965, 966, 967, 968, 969, 970, 971, 972, 973, 974, 975, 976, 977, 978, 979, 980, 981, 982, 983, 984, 985, 986, 987, 988, 989, 990, 991, 992, 993, 994, 995, 996, 997, 998, 999, 1000.

- V528 PDS UTILS-20 Superduper**, Another excellent disk copy program. Latest update with new feature. DiskSpeed & FullView.
 - V529 FRACAL & SCULPT 4d: Tree 4d**, Creates sculpt 4d trees & leaves. Contour 4d, Gen & Plasma.
 - V530 BUDGET** A program to help managing personal finances. This is an update to disk V280.
 - V532 HORROR SAMPLES** Another selection of samples to be used with any music program (2)
 - V536 CATALOGUE UTILITIES** A collection of utilities used to catalogue disk/Video Tape collections (2)
 - V543 DESK STATION (2)** An excellent workbench replacement with built in utilities like CDs and others.
 - V546 KIDS PAINT** A painting program designed for children. Includes various colours and speech.
 - V547 RADBENCH v1.4** Another workbench replacement / Enhancement disk.
 - V549 ELECTRIC V1.4** Another Updated on the cod drawing preview written in Amos.
- #### STAR TREK SECTION
- V705 KLANGER D7 Cruiser** fires torpedoes while passing. NCC-1844a relevant very good.
 - V706 ENTERPRISES** Leaves the Star station dock. NCC-1701-A. The classic animation.
 - V707 ATTIE GRABBER WORKBEE** lands on the Enter-prise Ship. Anim & another NCC-1844a Relevant.
 - V708 THE STAR TREK** Animation of the bridge & various pictures from the films Star Trek.
 - V709 THE TWOK NCC-1860** Relevant & the NCC-1701-A-Enterprise. MISSILE ROBOTER.
 - V710 THE TWOK-NCC 1860** Avenger & NCC-1701-A-Enterprise. NCC 1089 Garrison.
 - V711 APPROACHING VEHICLES** Animation. Binary Right Wireframe landscape by T.Richter.
 - V712 STAR TREK FLEET MANUEVER** NCC-1940 Fly over & by animation, excellent classic.
 - V713 THE PROBE II** Animation & BRID OF PREY Animation from Star Trek. KLINGONHIT.
 - V714 LEAVING SPACE OFFICE** Animation.
 - V715 DOCKING** Animation from Star Trek. ATTACK MODE Bird of Prey Scout ship in attack mode.
 - V716 STAR TREK THE NEXT GENERATION** This game is by Terry A. Mc Intosh. v1.47 *
 - V717 THE ULTIMATE STAR TREK** Game by Tobias Richter. v1.0, (2 Disks)
 - V718 STAR TREK** The Shoot m Up game.
 - V719 STAR TREK MEGA DEMO (2)** T.Richter presents a Mega demo of Star Trek pictures.
 - V720 STAR TREK THE NEXT GENERATION** This is the latest quiz game based on the Next Generation (2)
 - V721 SMAUG120** The Star Trek the game by Eric Gustafson US Import requires IBM and (3) disks
 - V722 SMAUG156** The Star Trek the game by Jimbo Barber American version IBM and (2) disks
 - V723 AMUSEIT TREK73** A strek Trek Battle Simul-ator where you can attack Klingons & Romulans.
 - V724 STAR TREK INFORMATION** A Data base of all the original series. Very Detailed.
- #### MEGA DEMOS
- V725 RAY OF HOPE II** This is one of the best graphical mega demos we have seen here at PD-Soft.
 - V726 KREBBIS - GUNNERS DRAGON** The latest production from this great group.
 - V727 IBB - MANGAD** This production has been voted DEMO OF THE MONTH NOV/91 by all here at PD-Soft. Excellent Sound, music & Graphics.
 - V728 DMOB - ITS A LAME D-MO** That right after months of months there is a new demo. PRODUCTION Voted. DEMO OF THE MONTH DEC/91
 - V729 WILDFIRE** Reviewed in most of the popular magazines. Brilliant with plenty of innovative parts.
 - V730 HYPERNATURAL HAMMER** A Fantastic fast moving Animating Mega Demo with great effects.
 - V731 RAIN JAM - THE GROWN** An action packed Mega Demo credited by Sam-Jon. Very Good.
 - V732 TRACERO - VECTRA** A New Style Mega demo with some Great Graphics & FX. Voted DEMO OF THE MONTH JAN/92 by all here at PD-Soft.
 - V733 UNKNOWN TERRITORY - AXIS** A Brand new demo frots out of the world. Recommended.
 - V734 SEENING IS BELIEVING - ANARCHY** Thier back with another mega demo to rocket to the top of the charts. Recommended by PD-Soft.
 - V735 HARDWIRED - CRONICS (2)** The best are back & heads the charts with one of the best, may be the best mega demo to date. DEMO OF THE MONTH FEB/92 Recommended & voted number one by PD-Soft
- #### LICENCEWARE (£3.00)
- V133 BOUNTY HUNTER - HIGH NOON** * Take Lucky Luke through a Graphic adventure. Excellent arcade shoot out where you control the Gun. Then ride the horse & take out the bad guys.
 - V134 CLASSROOM MATHS** Educational programs for the age group 6-12. The Classroom, Unit, Refuse, & Goal.
 - V135 SPACE BLOB II THE CRYSTAL CAVERNS** * Excellent follow up to Space Blob travel through levels.
 - V136 TANK BATTLE** This is a continuation of the ultimate classic game from the Atari VCS called combat. 2 Player.
 - V137 DIANETIX RED SECTOR EXTRA DISK 1**: The IFF Converter. Lets you convert IFF Pictures into various formats including sprite 4, Sprite 16, Copper, ILM, Row Norm, Row Blit & Outline.
 - V138 DIANETIX RED SECTOR EXTRA DISK 2**: This disk contains the Red Sector Vectordesigner program. yes the Red Sector version. Also contains full instructions to use it.
 - V139 DIANETIX RED SECTOR EXTRA DISK 3: FONT EDITOR** Now you can create & edit any font. Also comes with full documents & Help files.
 - V140 LINDA BLUE** A sideways shoot em up in the scorable style. Simple but very active to play.
 - V141 CHALLENGE OF THE MATRIX** The idea of the game is simple. Simular in style to bouncer.
 - V142 SPECTRUM** Cross between batly & Space invaders
- #### DEMOS
- V1762 TERMINATOR II SLIDE SHOW** There's some excellent pictures from the film (2)
 - V1867 THE KLF EXTERNAL STEREO REMIX** One of the best house music disks to date.
 - V2004 TECHNOTRONIC MIX (IMB)** The Beat Factory Presents this excellent Megamix.
 - V2037 ENIGMA SADNESS I** Another cover version of a spectacular music dance track.
 - V2086 BUZZARD ANIMATION (3)** One of the best animation of 1991. A very nice inter. (IMB)
 - V2126 FRACTALE MOUNTAINS** A Slideshow of various Fractale calculated landscapes. (2 Disks)
 - V2213 PLAY SID V2.0** The Best Commodore 64 music on the Amiga to date. On Three disks (3)
 - V2229 JUSTIFIED & ANCIENT (2)** The KLF & Tammy Wynette. present sound with the jams remix.

GAMES SELECTION

- V13 SMAUG149 MORIA V3.0** Excellent role playing game with new improved graphics.
- V1073 TETRIS ORIGINAL** This is the closest game to the original tetris computer game. A Classic
- V1420 DTRIS** This is the best 2 Player Tetris game.
- V1454 MEGA BALL (THE BEST ARKANOID GAME)** Better than any Full Price Games.
- V1465 SOLITAIRE & SOLITAIRE ROYAL** Two very excellent & addictive card games.
- V1561 TRITWIS** This is the best version of Tetris on the Amiga with a 3 play option.
- V1735 ASTEROIDS 'THE ORIGINAL'** Another old classic. Remember that Classic.
- V1747 LLAMATOR GAME 2001** By Jeff Winter Brilliant shoot & excellent production
- V1749 SCRAMBLE** The Original Remember that old classic well is now on the Amiga. The Shoot em up.
- V1807 PATIENCE'S & DOMINOS** The famous card game, this is the best version to date.
- V1964 AMIGA COLUMNS** Famous conversion of the original tetris computer game. A Classic
- V1977 POM POM GUNNER** Shoot down the incoming world war II air planes.
- V1981 TRUCKING ON A TRUCK** traveling adventure trading game. An excellent simulator. (2)
- V1984 AIR WARRIOR** The first real flight simul-ator on the Amiga with various Air planes to fly
- V2018 JETMAN** Another spectrum classic converted to the Amiga. It's JetPak.
- V2022 SEA LANCE** The first Silent service type sub game within our Amiga PD collection. BEST GAME OF 1991 BY AMIGA FORMAT ISSUE 30
- V2054 ATIC ATAC** A rendition of the game from the original Spectrum computer.
- V2161 ETHOS GAME** An excellent new role playing/ Strategy game. Load through workbench.
- V2162 BATTLE OF BRITAIN WAR GAME 2** Strategy war games which both need loading through Wb.
- V2164 DUNGEON ON NADROJ** This is the best Dungeons & Dragons Public domain type game we have played in a long time. Recommended for all.
- V2170 NU GAME** A vertically scrolling shoot em up where you must battle through various motherships.
- V2171 WESTLANDS** An excellent game, viewed in most Magazine with very good reviews.
- V2173 CARD GAMES** Various card games filled Cribbage, Blue moon, King, Patience & Hearts.
- V2177 MISSION X: RAID II** This is a shoot em up game in the style of WWI & V443. Very good game.
- V2178 SURVIVOR** An excellent space based adventure game in the Aliens theme. Nice colourfull graphics & recommended by all here at PD-Soft.
- V2179 ADVENTURES IN HELL** A collection of six games, Jedi, Star Trek, Atlantis, Ring & Indication.
- V2180 SKODA CHALLENGE** An excellent 4 player hotrod game written in Amos. Simple but good fun.
- V2185 BATTLECAES** This is one of the best PD Games on the Amiga to date. Solid 3d graphics. travel around, track down the other cars and destroy.
- V2199 PARACHUTE JOUST** Another excellent game where you are falling down to earth. you must take the Parachute from the other player by hilling him. There's excellent graphics ending for the losing player.
- V2218 THE BEAST** Simular game play to the classic chess. Take your side and trap the Beast. very good.
- V2219 NAPOLEON WAR SIMULATOR v5.0** Excellent program sent direct by the author.
- V2220 STRATEGIC GAMES Eternal Rome**, Lords of the Northsh

REVEALED! THE EXCITING NEW FUTURE OF AMIGA MAGAZINES

We can't give you the world for £3.95...



...but how about a few nice mountains?

Vista is one of the best-known programs on the Amiga: it's fun, it's useful, it's worth 60 quid and it's yours for nothing more than the price of a magazine.

It's a fractal scenery generator: which means that not only can you have hours of fun creating fascinating new landscapes, but you can also use them as realistic backgrounds for your pictures and animations in Deluxe Paint.

It's also Part One of the Amiga Format Collection... a unique series of complete, full-price programs that will build up over the next six months until you have got all you could possibly need to make the most of your Amiga's creative potential.

All you have to do is pop down to the newsagent, pay your £3.95 and take home another glorious issue of the world's best-selling Amiga magazine complete with two disks and £60 worth of fun, fascinating software. Just try not to get trampled in the rush!

**AMIGA
FORMAT**

**The best-selling
computer magazine
in Britain is now
the best value too!**


ISSUE 33 - ON SALE MARCH 14

AMIGA SHOPPER

SPECIAL OFFER

Get on line with our Amiga Shopper modems

HYUNDAI HMD2401



This excellent budget modem (RRP £129+P&P) is capable of respectable speeds - up to 2,400 baud. It supports the V21, V22 and V22bis protocols. To use it you'll also need a serial cable, and of course some comms software!

Only £99.95

CONNECTIONS M5024/5



If you want higher speeds, the Connections Interdial M5024/5 includes MNP4 error correction and MNP5 data compression, giving effective speeds of up to 4,800 baud. Again, you'll need comms software and a serial cable.

Only £299.95

I'd like to go on-line. Please send me a modem at your special discount prices:

☐ Hyundai HMD2401 at £99.95 including VAT and P&P

CODE:AS010

☐ Connections Interdial M5024/5 at £299.95 including VAT and P&P **CODE:AS011**

Total: £

Method of payment (please ring) : Visa Mastercard Cheque PO
Make all cheques payable to **Future Publishing Ltd**

Card No: _____ Exp date: _____

Name

Address

.....

.....

Postcode

Send to: Future Publishing, The Old Barn, Somerton, Somerset
TA11 7BR

95p

Per disk



NEURAL IMAGES PD
DEPT AS3
4 Flint Walk
HARTLEPOOL
Cleveland
TS26 0TE
TEL: (0429) 263508



95p

Per disk

PLEASE RING FOR A500 PLUS COMPATIBILITY

UTILITIES

DISK LABEL DESIGNER
RSI DEMOMAKER*
RSI FONT EDITOR
RSI BOB EDITOR
RSI VECTOR EDITOR
PACMAN COPIER
HOT UTILITY
BIT TECH TOOLS #1 (200+)
SPECTRUM EMULATOR
SPECTRUM DATADISK 1
AMATEUR RADIO DISK
M.R. BACKUP (HD BACKUP)
SPRITE MASTER + IMAGE ED
T.V. GRAPHICS II (2)
CLERK ACCOUNTS
STOS TO AMOS
BOOTBLOCK UTILS (2)
CROSSDOSS V4.02A
XWORD CREATOR
A. GENE V3.125*
AMIBASE V3.76
MESSYSID
CHEQUE BOOK PROGRAM
HOME APPLICATIONS (2)
MEGAPACKER
ICON MAGIC
JAZZBENCH
STARCHART
FORTH PROGRAMMING DISK
KING JAMES BIBLE (4)
TETRA COPIER
SPEDBENCH
PENNYWISE ACCOUNTS
MEGA FONT (2)
DRAW MAP
GRAPHICS INTERCHANGE
CELTIC DEMO CREATOR
HEADLINE FONTS
GHOSTWRITER*
HOUSEHOLD INVENTORY
FIX DISK
SCROLL TEXT EDITOR
FLETCHER FONT UTILS (2)
AMIGA VENTURE CREATOR

DEMOS

FRANCE BY SILENTS
VIC REEVES DEMO (2)
AL CATRAZ MEGADEMO III
THUNDERBIRDS MEGADEMO
RAF MEGADEMO (2)
PHENOMENA ENIGMA*
VIRTUAL WORLDS*
PSEUDO OPS MEGADEMO
CRIONICS NEVERWHERE
KGB MEGADEMO (2)
THE WALL (6) 2 DRIVES
GLOBAL TRASH BY SILENTS
VISION MEGADEMO
DARKNESS MEGADEMO II
FRAXION REVENGE
KEPENS MEGADEMO VII (2)
BUDBRAIN MEGADEMO (2)
BUDBRAIN MEGADEMO II
PREDATORS MEGADEMO (2)
ELVIRA
SILENTS MEGADEMO

GAMES

MASTER OF THE TOWN
ATIC ATAC
PAC MAN
BATTLE PONG
POREVE
GALACTIC FOG FIGHT
DOWNHILL SKIING
PROPERTY MARKET
IMPERIUM ROMANUM
SCUM HATERS
RAPHAEL'S REVENGE
MENTAL IMAGES GAMES #1
PSUEDO COP
LEGO TRIS
MEGABALL
QUIZ MASTER
T-RICHTER STAR TREK (2)
DYNAMITE DICK
ZEUS
SHAPES
SKATE TRIBE

ANIMATIONS

COYOTTE STRIKES BACK*
VTOL CONTEST*
THE BOINGS*
MARS FLIGHT*
STAR TREK ANIMS
ANTI LEMINGS* (2)
REAL PINBALL*
HAPPY ANIMS
HORROR ANIMS
WALKER 1 " (2)
AT THE MOVIES*
MAGICIAN II*
FLEET MANOEUVRES*

MUSIC

UTAH SAINTS REMIX
MANIC RAVES (2)
MOVE ANY MOUNTAIN
IT - WALKMAN MUSIC
808 STATE REMIX
FLASH TEAM MUSIC
ROGER RAMJET
FOUR SEASONS (2)
MUSIC DREAM 2
DEPECHE MODE REMIX
OP METALSTORM MUSIC
THE EQUALISER

SLIDESHOWS

NEW VIZ SLIDESHOW
WENDY JAMES SLIDESHOW
ALIEN BLIP MOVIE (2)
TERMINATOR II (2)
INVISIBLE WORLD
NIGHTBREED S/SHOW
DEMOS SLIDESHOW 3
WRESTLEMANIA VII (2)
BEVERLY HILLS 90210

EDUCATION

LEARN AND PLAY (2)
TALKING COLOURING BOOK
POWER LOGO
GERMAN TUTOR

24 HOUR DESPATCH WITH FREE ILLUSTRATED NEWSPAPER

*DENOTES 1 MEG. ** DENOTES 2 MEG ETC
(#) DENOTES THE NUMBER OF DISKS
HUNDREDS MORE DISKS AVAILABLE !!!!
CATALOGUE DISK 75p INCLUDING FREE GAME &
FREE UPDATES WITH NEW ORDERS

MAKE CHEQUES/P.O'S PAYABLE TO:
NEURAL IMAGES PD
PLEASE ADD 60p P&P ORDERING LESS THAN 11
DISKS. ORDER 11 OR MORE AND
GET A FREE DISK & FREE P&P

PENTIRE PD

10A HAG HILL LANE, TAPLOW, MAIDENHEAD,
BERKS SL6 0JH (0628) 666641

● 99p per disk ● 5 or more 85p each
P&P 90p per order. European add 25p per disk
Worldwide add 50p per disk

THE TOP 50 PD CHART AS COMPILED BY
PENTIRE PD: OUR BEST SELLING UTILITIES


- | | | |
|---------------------------|----------------------------|------------------------|
| 1. Jazzbench | 18. Spectrapaint | 33. Lex Check |
| 2. Cli Tutorial | 19. Dope Intro Maker | 34. Noisemon |
| 3. R.I.M | 20. Messysid | 35. C-Light II (2) |
| 4. Textplus | 21. Ghost Writer | 36. Words (2) |
| 5. Icon Mania | 22. R.S.I Vector Editor | 37. Sysinfo |
| 6. Quickbench | 23. Slideshow Const Kit | 38. Hack Pack (2) |
| 7. C64 Emulator (2) | 24. 100 Utilities | 39. Designer Disk (3) |
| 8. Menu Maker | 25. Clip Art (4) | 40. T.V. Graphics (2) |
| 9. Soundtracker Utilities | 26. Text Engine | 41. Bootblock III |
| 10. Flexibase | 27. Talking Colouring Book | 42. Drums & Pipes |
| 11. R.S.I Demo Maker | 28. Darkstar Vol 2 | 43. Invoice Printer |
| 12. Tetra Copy | 29. R.S.I. Font Editor | 44. P.D. Comms (2) |
| 13. UEdit | 30. ESA Utilities | 45. Coders Club (6) |
| 14. Learn-Play (2) | 31. Spectrum Emulator | 46. Pascal |
| 15. Quick Copy | 32. Ham Lab | 47. Quickstart III (2) |
| 16. Music Creator | | 48. Hard Drive Utils |
| 17. Visicalc | | 49. ARP |
| | | 50. Multi-fax |

1000 titles listed on
our catalogue inc.
a range of glamour
disks

We also stock
Fred Fish and T-Bag
collections

CATALOGUE DISK 75P
CONSTANTLY UPDATED

BLANK DISKS
£4.99 FOR 10 INC LABELS



AQUARIAN PUBLIC DOMAIN

All orders by phone or post to 78, Merridale road, Southampton. SO2 7AD
Hot line open 9am to 6pm Monday to Saturday. All prices include VAT



ORDER HOT LINE 0703 685006

AMIGAS

A500 Plus	£380
A500 512K	£330
A1500 + S/ware	£570
A2000 + 40H/D	£1100
A3000 25MHZ	£2500
1084S 14" Screen	£239
Philips cm8833	£240

HARD DRIVES

GVP 52Meg -A500	£360
GVP 52Meg -A2000	£270
A590 20Meg	£280
105Meg Quantum	£320
>>> NEW <<<	
FITTED FREE	
3.5" Read / Write 128 Meg	
Optical Disk System	£899

Postage and Packing £7:50p

CHIPS

OFFICAL UPGRADE	
V2.04 Rom Kit :- Manual +	
Four Disks	£89
V1.3 Rom	£27
Hi Rez Denise	£46
Fatter Angus	£46
Super Angus	£60

ADD - ONS

MegAChip A500/2000	£198
MultiStart Rom switch	
From the KEYBOARD	£40
BattDisk	£160
Insider II A1000	£169
Rom board A1000	£59
SecureKey A2000/3000	£78
Roclite Disk Drive	£56

CHIPS Postage £2:00p

DISKS

UNBRANDED inc Labels	
GUARANTEED 100%	
3.5" DS/DD	38p each
3.5" DS/HD	68p each
5.25" DS/DD	28p each
128Mb 3.5" Optical	
Media Cartridge	£35

STORAGE

3.5" CAP 80	£6:00p
3.5" POSSO	£17:00p
3.5" BANX	£8:50p
3.5" Holds 10 Disks	95p
NEW !! 3.5" 12 CAP	
LIBRARY BOX	£12.00
Holds disks and record cards	
individually. Stackable, excellent for	
those originals or personal disks.	
Postage and Packing	£3:50p

AMIGA SHOPPER

SPECIAL OFFER

Start programming with our special offers

AMOS

**SAVE
£14**

AMOS is the best-selling version of BASIC for the Amiga. It offers powerful graphics commands and an easy-to-use editor, allowing you to create powerful programs simply. There are many AMOS programs in the public domain to learn from, plus our monthly column.

Only £35.95

DEV PAC 3

For achieving sheer speed on the Amiga, you need to use machine code. And there's no better way to generate it than using Hisoft's acclaimed Devpac 3 assembler. An absolutely vital utility for programmers everywhere.

Only £65.95

**NEW
VERSION**

AMOS COMPILER

**SPEED
FOR
£21.95**

For those occasions when AMOS simply isn't fast enough, the AMOS Compiler transforms your programs into speed fiends! Your existing AMOS programs will run without alteration at a considerably faster rate. Essential for serious work.

Only £21.95

HISOFT PASCAL

Programmers have been anxiously waiting for this – Hisoft's version of the popular Pascal language. An extremely powerful language, it is easier to learn than C while offering many of the same facilities. An ideal choice when upgrading from BASIC.

Only £89.95

**SAVE
£10**

Please send me the following programming products:

AMOS (£35.95) ☐ AS012

Devpac 3 (£65.95) ☐ AS014

AMOS Compiler (£21.95) ☐ AS013

Hisoft Pascal (£89.95) ☐ AS105

Total: £

Method of payment (please ring) : Visa Mastercard Cheque PO

Make all cheques payable to **Future Publishing Ltd**

Card No: _____ Exp date: _____

Name

Address

.....

.....

Postcode

Send to: Future Publishing, The Old Barn, Somerton, Somerset
TA11 7BR

Shopper Reader Ads

... Or how you can reach thousands of fellow Amiga owners for only £5

WANTED

Wanted Amiga A500 V13 with software and Joystick, preferably with memory expansion. Would also like boxed as for son's birthday, will pay up to £210 and will collect. ☎ 0533 538545.

PD to swap. Interested then send lists and SAE to Brian Webster, 24 West Road, Royal Hospital, Chelsea, London SW3 4QE.

Wanted Amiga 3000. Will pay up to £1200. ☎ Martin on 0323 23743. Money waiting.

FOR SALE

AMIGA 1500 3 meg on 8 up board. Multisync. monitor flicker fixer (Commodore). Much software, books etc. All brand new. Cost £1500, asking £1000. Pete 0666 823077 any time.

AMIGA A500 1084 monitor A501 RAM expansion external drive, mouse, joystick serious software plus some games £450 ono. ☎ Nigel on 0703 220519 Southampton.

Commodore A590 hard drive. 20Mb hard drive. 2Mb RAM installed. £250 ono. Supplied full of PD software. ☎ (0709) 522852 and ask for Kris. evenings only.

Amiga original software Deluxe Paint 3 £20. F19 Stealth Fighter £12. Lemmings £12. Simpsons £12. Captain Planet £8. Gremlins II £8. All new and unopened. ☎ Graham 0706 341272.

A1500 2 x 3 1/2 Drives. Phillips 8833 monitor. 52Mb Quantum hard disk IVS Trompcard ScSi Controller. 3Mb RAM expandable to 8Mb. Genius digitising tablet for CAD artwork. All boxed 8 months old and software and manuals £15000 ono. ☎ 0707 329158 ask for J Farmer.

Genlock magni professional broadcast standard eith keyer video mixer/ fader £995. "For A" Prof.220. Video title with mem card. £785. ☎ 0404 41699

Amiga A500 Cartoon Classics. 1 meg. £250 ono. Cortex 8 meg expansion 4 meg populated. £220 ono. If bought together will throw in 3 1/2" second drive. Lots of original games & PD Call Mel after 6pm on 0923 223604

Professional Page version 1.3 £65. Star LC24 PIN printer immaculate with Box of tractor paper free. £130 ono. ☎ Ray Daytime 071 239 4756.

SAS lattice - C 5-10; complete 'C' development package for the Amiga. Includes compiler, Linker, Editor, Source, Level Debugger, Profiler, Librarian, etc. RRP is £229, will accept £85 ono. ☎ 0602 786372.

Amiga Digitizer 'Colourpic' hardly used. Still with original leads instructions software, only owned 1 month. Genuine reason for sale. Offers around £300. Also Amiga

'Tenpack' Games £20 ono. ☎ 0297 625161 (Seaton).

SAS C 510 hardly used. £130. Mastering Amiga C (book with disks). £18. Both for £145. Astra ten star pack. Only £15. Ask for Ken. Evenings ☎ 0483 576466.

Amiga A590 hard drive and 2 Meg RAM boxed as new, includes software £265 Checkmate A1500 expansion system for A500. As new £105. ☎ Andy Southampton 869198.

Megachip 2000 £120. A500 IMG RAM £260. IMG RAM expansion with SCS1: Interface £130. ☎ Mark 0449 676275.

Amiga 3000, 25MHz 105 Meg. Quantum hard drive, 6 megs total RAM, 2 megs chip RAM £2,250 ono. Bargain etc, ring Roelof 081 553 2137 evenings.

A500 (1Mb), GVP-HD Series II (100Mb), 1084 mon, Citizen HQR 40, (Software inc AMOS (+3D & TOME), Protext, D Paint III & IV, Lattice C, games, Trilogic/Audio Engineer samples, 3 1/2" disks, manuals/mags, £1500 (will consider selling separately) ☎ Nick 0274 621118.

Amiga 1500 only 2 months old, £400 inc software approx 20

games. Datel replay MkII (A500) £30 ☎ Adam - Work 0244 280602 Home 0244 822085

1.3 Amiga 500 512 K Expansion with clock 15 Games Manuals, mouse mat, Joystick, Floppy disk drive, A590 2 meg of RAM £550 ono ☎ Gary 081 7240636 after 6

Amiga games (34). Boxed instructions £160. Two H/Drives 21 Mb, 42Mb, with controller for Amigas 2000/1500, only £240. Dataflyer 2000/1500, only £240. Dataflyer card and SCS1 48MB H/Drive £230. Offers 051 6912430. Before 9pm.

Amiga 1500 extra 2 Meg memory 1084S Monitor professional video and other business software. G2 systems genlock reluctant sale due to ill health. £1499 complete might consider split 021 7443779.

GVP series II hard drive 100Mb with 2Mb simms £480 ono, KCS Powerboard PC emulator £120 ono, Rombo Digitizer £50 (Boxed) ☎ Mark 0772 724257 after 6pm.

Deluxe Print II £20, Moviesetter £30. Propage 1.3 £45. SBA (Accounts) £40. 200+ Amiga Mags W/Disks. Casio DH800 Digital Horn £50. Virgo 1.5 Meg RAM expansion £45. mastersound £20 Paul 057 045 440.

B2000 AT Bridge Board 2 x 3.5, 1 x 5 1/4 drives 40Meg hardware 7Mb RAM Quadram Multi-Scan monitor. Microwax flicker fixer plus Prov 1.3 PD RAM 2 complete manuals, boxed. - £1600. ☎ 0786 71507

Amiga 2000 3 Mb RAM 40Mb HD XT B Board. SVGA card and Monitor, 1084S Monitor 68030 Accelerator Board, 2 Mice, Superpic Digitiser, Quarterware including Digiview, DPaint 4, Quarterback Tools £1700 ono. ☎ 040377 54S. W Sussex.

Amiga 500 with 2Mb upgrade config to 1Mb upgrade config to 1Mb Chip RAM, Philips MK2. Colour Monitor. Blitz external Drive. Many extras. All under 5 months old. ☎ Mick 0403 67578 (Sussex). £550.

Checkmate A1500 Two Cumana Drives. 1Mb RAM 1084S Monitor, Geniscan 4500 scanner, software, Coverdisks, PD, Books, All original, sound sampler, Mouse, joysticks, £700 ono. 0280 705422 Brackley N/Hants.

4 Meg memory expansion Board for Amiga A500 with 3 megs already fitted £145. Puscat 12" X 12" drawing tablet with pen cursor, software and manual £150. ☎ Bodmin 0208 851105 anytime.

A1500, under warranty. Software (including Devpac 2), many manuals joystick, magazines, spare disks, etc. Cost over £1300. Will sell for £750. For details write to Richard Vine, Heathfield House, Holme Lacy, Herefordshire, HR2 6LJ.

A590 hard drive with one Meg populated Ram, £200. Two meg RAM upgrade £60, Cumana external Drive £35. All as new. Why not make me an offer? ☎ 0761 472048.

A3000, 25 MHZ, 100Mb, Hard disk, 1950 Monitor, 2 x speakers, Amigavision, Digiview 4, 6 megabytes, (2 chip, 4 fast RAM), Plus other software. ☎ 081 804 3279, Theo. After 6 pm. £3000 ono.

B2000, 8Mb RAM Board 3 Mb fitted. 20Mb HD, XT Bridge Board and 3 1/4 Drive. 24 PIN LQ Printer. 21" FST Monitor, software and joystick, ideal for student £2000 ono. ☎ Eddy on 0604 644624 after 5pm.

Amiga 3000, 25 MHZ, 105Mb, 4Mb RAM £2,500 ono. Many extras s/w etc. Work number 0272 728603. Home number 0272 636728. Please ask for Mr Freeman. All sensible offers will be considered.

It's only £5 to sell your used hardware and software in Amiga Shopper

Sell your excess hardware and software with *Amiga Shopper* Reader Adverts. Just fill in the form and send it to us along with a cheque (made payable to Future Publishing) or postal order for £5. But **BE WARNED**. This magazine is not a forum for selling pirate software or other illegal goods. Software must include all issue disks, manuals

and a signed statement that all other copies have been destroyed. Please advise us if you are offered pirate or copied software by advertisers. All ads are accepted in good faith. The editor reserves the right to refuse or amend ads. We accept no responsibility for typographical errors or losses arising from the use of this service.

Trade ads will not be accepted, including anyone advertising the sale of PD software.

Name Issue 12

Address (not for publication)

Postcode

Date

Tel

Tick one box to show required section heading

For sale ☐

Wanted ☐

Personal ☐

Fanzines ☐

Use one space for each word. Only the words in this section will be printed.

Return with your

cheque to:

Reader Ads,

Amiga Shopper,

30 Monmouth

Street,

Bath,

Avon BA1 2BW

Unfortunately we cannot guarantee insertion in a particular issue.
I have read and understood the conditions for the inclusion of my ad.

Signature

THE FRESHEST FISH 1 - 600

- FF-223 **CZED:** Patch editor for Casio's range to CZ synths (A/S 10/10)
- FF-316 **SMARTICON:** Will add an iconify gadget to your Workbench Windows. (A/S 8/10)
- FF-326 **SNAP 1.4:** Cut and paste graphics or text from other applications. Uses the Amiga's clipboard device. (A/S 8/10)
- FF-332 **K1 EDITOR:** Patch editor for Kawaii's midi synth (A/S 7/10)
- FF-535 **FORMAT:** a fully featured format command, a replacement for Workbench 2 x users. (A/S 9/10)
- FF-542 **POWER SNAP:** Another Workbench based cut and paste utility with lots of options (A/S 8/10)
- FF-542 **POWER PACKER UTILITIES:** Utilities to complement the popular crunching program power packer (A/S 7/10)
- FF-543 **PIC SAVER:** A screen grabber that will save pictures in IFF format. (A/S 8/10)
- FF-547 **RMBSHIFT:** Allows you to use the right mouse button as a shift key for multiple selection of icons etc (A/S 8/10)
- FF-561 **TOOLS DEAMON 1.0:** A useful utility that makes it easy to add programs to the tools menu on Workbench 2 (A/S 8/10)
- FF-562 **FILER:** a very powerful CLI utility that can be customised to suit the user. Workbench 2x required. (A/S 8/10)
- FF-563 **BBASE II V5.0:** A simple database program using an intuition interface. Sorts and searches for information. Limited to 9 fields in each record, features include fast sorting, search in any field, and best of all it is really easy to use.
- FF-573 **MULTIPLAYER:** Music player that will play over 15 types of module including SoundTracker, Noisetraacker and MED.
- FF-577 **TURBOQUANTUM:** A SCSI bit twiddler program that will set or clear the "disable disconnection" bit in a quantum drives control parameters. Can result in a large performance boost on some systems.
- FF-578 **SPICE3 V3e2:** A circuit analysis program. This version was written in C and includes dynamically allocated memory, interactive post processing and graphical plots, requires a minimum of 1 meg.
- FF-579 **BINTOHUNK:** A utility to convert a raw data file (text, bitmapped graphic etc) into an Amiga hunk format object file that can be linked using Blink.
- FF-580 **WORLDDATABANK v2.2:** Using a database of co-ordinates compiled by the CIA and made available under the freedom of information act, this program plots world maps in cylindrical or spherical projections with various degrees of magnification. Includes the largest available data file of detailed mapping of even small sections of the globe. Disk includes source code.
- FF-589 **TERM V1.9c:** A telecommunications program with some nice features, including an ARexx port, external process communications, XPR support, Programmable function keys, postscript downloading to laser printer, phone book, programmable panel buttons, public screen support etc, documentation in English and French. Requires dos 2.0 and update to Term 1.8A which received a 10/10 rating in Amiga Shopper.
- FF-591 **VIM:** A clone of the Unix text editor "vi" very useful for editing programs and other ASCII text. Has many options including multilevel undo, command line history, ability to edit binary files, yank buffers etc.
- FF-592 **LAZC:** A graphics interface for the archive utility Lharc, Arc and Zoo.
- FF-593 & **FF594 ANALYRIM:** An integration of the AnalytCalc spreadsheet and the RIM-5 database management system 2 meg of ram needed of which 750k must be contiguous.
- FF-595 **P-COMPRESS:** A gimmick free and very easy to use program for most compression requirements.
- FF-595 **P-READER:** An all purpose reader that displays text, pictures, animations and sounds, which may be uncompressed or compressed with P-Compress.
- FF-595 **P-WRITER:** A text editor with special facilities for inserting text colour and style changes and for preparing illustrated text for P-Reader.
- FF-596 **RAYSHADE:** A ray tracing program ported to the Amiga from Unix. Features include nine types of primitives, composite objects, point directional and extended light sources, solid procedural texturing and bump mapping of primitives etc.
- FF-597 **ICON TOOLS:** four programs to manage some aspects of icons using the intuition interface and allowing one to operate on many icons at once by shift-clicking etc.
- FF-598 **DX100:** Editor/Librarian for the Yamaha DX100, DX21 and DX27 synthesizers.
- FF-598 **FB-01:** Edit all parameters for FB-01 voices and configuration has graphical display of voice envelopes to improve the editing process. The librarian provides the means to organise and store a bank of voices or configurations on disk. Send customised banks to a Yamaha FB-01 or receive banks from this instrument. Print hard copy of voice and configuration banks.
- FF-598 **TX81Z:** Editor/Librarian for the Yamaha TX81Z and DX11 Synthesizers. Provides voice and librarian features similar to the FB-01.

THE FRED FISH BOOK.

A fully descriptive book with 128 pages along with a full sorted index. Covers disks 1 to 560 only £4.99 inclusive.

FISH SUBSCRIPTIONS

If you run a club or library and would like the latest Fish disks fast then why not subscribe. Subscribers will receive discount rates on all Fish disks, including back issues. Write for full details...

ALL DISKS LISTED IN THIS COLUMN ARE 500 & 500+ COMPATIBLE

DEJA-VU LICENSEWARE £3.50 PER DISK INCLUSIVE

- LPD-001 **COLOURING BOOK:** A nice colouring in program with several nursery rhyme pictures. An excellent program for young children.
- LPD-002 **ARC ANGELS MATHS:** An educational game to help kids with their maths.
- LPD-004 **THINGAMAJIG:** Kiddies jigsaw type program with 24 pictures to choose from and a difficulty level. 1 meg.
- LPD-005 **JUNGLE BUNGLE:** A very good graphic adventure written with children in mind.
- LPD-008 **WORK AND PLAY:** 3 educational programs for kids. Click Clock, Fun Times Tables and Lets Go Shopping. 1 meg.
- LPD-010 **THE WORD FACTORY:** A neat spelling game for the kids. 1 meg
- LPD-015 **ARC ANGELS SHAPES:** Fun for the kids. Build colourful pictures from predefined shapes. 1 meg.
- LPD-016 **REVERSI II:** A new improved version of the old classic board game Othello.
- LPD-025 **THE MISSION:** An excellent text adventure by Jim McBride.
- LPD-029 **BIG TOP FUN:** A top quality educational program, three games based on circus acts. 1 meg.
- LPD-037 **ROCKET MATHS:** A game designed to aid children with their maths. Various levels of difficulty may be set.
- LPD-039 **MAGIC FOREST II:** Version 1 was given away free with Amos. This program is far superior and continues the story set by version 1. 1 meg.
- LPD-041 **RESCUE:** A 3D adventure in which you must solve a murder. You can click on objects and examine them for clues etc. Excellent game.
- LPD-042 **X-STITCH:** Prints out your pictures in the form of a cross stitch pattern for embroidery.
- LPD-044 **FORMULA 1 CHALLENGE:** A very comprehensive racing car game for one to four players.
- LPD-047 **DIRTY CASH:** An excellent fruit machine game with all the normal features like hold, gamble nudge etc.
- LPD-052 **LC24/200 FONTS:** Fonts to download to your 24 pin printer along with an editor so you can create your own.
- LPD-057 **KIDDIES CLIP ART:** Lots of good quality clip art designed with children in mind. Can be used in your favourite graphics package.
- LPD-061 **THE FINAL CHAPTER:** A 3D interactive graphic adventure. I did not get very far but the bit I did was quite impressive.
- LPD-065 **POWER PLANNER & DIARY CHECKER:** A database in which you can store telephone numbers and addresses etc also a diary to help keep track of appointments
- LPD-067 **CYADONIA (CYAD II):** The follow up to Cyad with improved graphics and even more devious puzzles. Very addictive.
- LPD-069 **MAGICAL MIXUP:** This one is addictive. A type of jigsaw puzzle where a picture is broken up into pieces and you have to put it back together again. Lots of pictures and various levels to suit young and old.

POLLYSOFT LICENSEWARE £3.00 PER DISK INCLUSIVE

- PS-001 **SPACE BLOB:** Multi level game where you collect all the glowing items but avoid the beasts like the plague.
- PS-003 **Q-BOID:** A nice variation on the tetris theme good fun and very addictive.
- PS-005 **SUBCULTURE:** A shoot em up similar to R-Type with extra large creatures at the end of each level.
- PS-007 **DIZZY LIZZY'S DASH:** A boulder dash type game with large graphics.
- PS-008 **DIZZY LIZZY'S EDUCATIONAL 1:** Four games to make learning fun.
- PS-009 **DIZZY LIZZY'S EDUCATIONAL 2:** Three games to continue the theme that learning can be fun.
- PS-011 **TRON:** A two player variation of the light cycles game.
- PS-013 **BOUNTY BOBS HIGH NOON:** Playing the part of Lucky Luke you have to capture 20 bad guys dead or alive. 1 meg.
- PS-014 **CLASSROOM MATHS:** A selection of Mathematical games so your kids can learn and play at the same time.
- PS-015 **CRYSTAL CAVERNS:** A follow up to space blob with more levels and oh no more monsters.
- PS-020 **AVINA BLUE:** A very good horizontal scrolling fast action shoot em up to test the best of reflexes.
- PS-021 **CHALLENGE OF THE MATRIX:** Puzzle type game where squares are removed by moving over them. Sounds easy but there are obstacles and one wrong move can mean sudden death. Watch out for the bonuses!
- PS-022 **SPECTRUM:** This one seems to be a mixture of two classics, Space Invaders and Breakout. With good graphics and nice sound effects it's definitely one for your collection.
- PS-023 **I AM THE WALRUS:** This one is not a game it's a musical animation featuring an unusual rendering of Lennon and McCartney I am the Walrus.

FLETCHER FONTS DISKS

each disk is full of various fonts in various sizes, some very large, ideal for a paint program or video titling only £15 per pack Inc.

- FF-P1 FLETCHER COLOUR PACK (1) 6 disks
FF-P2 FLETCHER COLOUR PACK (2) 6 disks
FF-P3 FLETCHER COLOUR PACK (3) 6 disks
FF-P4 FLETCHER COLOUR PACK (4) 6 disks
FF-PA FLETCHER MONO PACK (1) 6 disks
FF-PB FLETCHER MONO PACK (2) 6 disks

ALL DISKS LISTED IN THIS COLUMN ARE 500 & 500+ COMPATIBLE

- UT-014 **AMIGA SYSTEMS TEST:** Tests keyboard, mouse, disk drive, memory - both chip and fast - screen resolutions, clock, sprites and more.
- UT-041 **VISICALC V3.0:** A spread sheet program
- UT-044 **M-CADD:** Computer aided design program with lots of drawing tools and load/save feature.
- UT-064 **COMPLETE C MANUAL V2.0:** 4 disks each one about 98% full. A must for anyone wanting to learn C. Executable examples along with the source code to take you through screens, gadgets, windows etc. On disk documentation shows how to use a compiler, how to link code etc a very useful tutorial.
- UT-074 **MANDELVROOM:** create spectacular Mandelbrot or Julia sets.
- UT-072 **BANK'N V1.5:** An excellent utility for keeping track of your bank account, produces reports on income and expenditure so you can see where the money is going. Handles multiple accounts.
- UT-174 **TEXT ENGINE & AZSPELL:** A very nice wordprocessor along with a spell checker.
- UT-097 **NORTH C V1.3:** (2 disks) a complete C compiler along with libraries and all.
- UT-108 **PRINT STUDIO:** Will print text with different options. Will also print/save screens and windows or parts of, alter colour palette etc.
- UT-109 **SNOOPDOS V1.0:** Useful program that runs as a background task and informs you of the libs etc accessed by programs as they load.
- UT-110 **MED V3.1:** 2 disks, the ever popular music program along with some examples, 500 & 500+.
- UT-139 **DRAWMAP V2.30D:** An upgrade of the excellent map drawing utility.
- UT-151 **BOOTX V4.1:** (500 only) read next entry
- UT-152 **BOOT X V4.1:** (500+ only) An excellent (probably the best) and easy to use virus killer for the Amiga, also on this disk is LVD which works alongside BootX to give even more protection.
- UT-185 **LABEL MAKER V1.3:** Brilliant, allows you to create and print full 3.5" disk labels with graphics and in colour too. Nothing is static you can move text and graphics around at will. Full load and save features.
- UT-187 **CHEMESTHETICS V2.1:** Design and create molecules. Some examples are included on the disk.
- UT-188 **MESSY-SID II:** Converts Data files between Amiga Dos and MSDos.
- UT-189 **AMIBASE PROFESSIONAL:** An easy to use data base program an upgrade to the very popular Amibase.
- UT-192 **HARD DRIVE UTILS:** Various utilities for those fortunate enough to have a hard drive.
- UT-193 **DICE C COMPILER:** (2 disks) Another very popular C compiler with includes and full documentation.
- GA-109 **PETERS QUEST:** Can you rescue your girl friend by completing the twenty levels.
- GA-112 **DITRIS:** A two player Tetris clone and very good too.
- GA-126 **SHARP SHARP:** A collection of Solitaire type games professionally presented.
- GA-129 **MIND GAMES:** A collection of 21 games, a couple of which do not work on the plus but the disk is still well worth having.
- GA-131 **SUPER SKODA CHALLENGE:** for two to four players and great fun trying to get into position to blast one of your opponents without being blasted yourself.
- GA-132 **SURVIVOR:** An adventure type programme features you stuck in a space craft with a blood crazed alien that has killed all the other members of your crew. Very good graphics and well presented.
- GA-133 **BATTLE CARS:** A 3D vector graphics driving game for one or two players. Try and get a position behind you opponent and blast him. It takes quite a few hits to eventually break through the armour.
- GA-134 **WASTELANDS:** An impressive 3D graphic adventure.
- GA-135 **PARACHUTE JOUST:** Two of you jump out of a plane with only one parachute you must make sure you are the one that gets it. The animation at the end of the game is great as the one without the parachute falls out of the sky through the roof of a barn.
- GA-139 **NU GAME:** A very nice vertical scrolling shoot em up. This is one of the best PD games of this type that I have seen.

ALL CHEQUES, BANKERS ORDERS PAYABLE IN POUNDS STERLING TO UNIQUE COMPUTING AND DRAWN ON A BANK IN THE U.K.

1-4 Disks £2.00 per Disk
5-9 Disks £1.75 per Disk
10+ Disks £1.50 per Disk

MINIMUM FOREIGN ORDER 6 disks
EUROPEAN PLEASE ADD 50p per disk
REST OF THE WORLD ADD £1.00 per disk

Above prices apply to P.D. & Shareware only.
Licenseware is as quoted. All prices include postage
and packing. Please send orders to:

UNIQUE COMPUTING Dept A/S
114 Salters Road, Gosforth
Newcastle upon Tyne NE3 3UP, England

Telephone or Fax 091 2847976

Missing the complete set? well get your back issues NOW while you c



BACK ISSUES

Did you miss these Issues...?


Issues 1, 4 and 6 are already sold out, so grab the rest while they're still available. Use the form opposite to claim your back issues of Amiga Shopper for only £1.50 each including post and packing.

...This is what you missed:



Issue

- 2 Buying a paint package plus reviews of Pagestream, Colourpic, Sequencer 1, KCSPowerboard, and Scala.
- 3 Accelerating the Amiga plus reviews of Bars & Pipes, Daatascan, ATonce, DynaCADD and Basic languages.
- 5 Amiga Answers special plus reviews of Spectracolor, Superbase 4, Touch-Up, Action Replay, VideoCenter Plus and more.
- 7 Buying a 3D graphics package, plus setting up a DTP system, learning BASIC and MIDI music. With reviews of Vista Pro and a font designer.
- 8 A hardware and add-on buyer's guide special, tons of tips for Professional Page and an in-depth look at the HAM-E colour system. Plus reviews of Invision Plus and Dr T's KCS.
- 9 The definitive guide to the A500 Plus, down-loading satellite images, choosing sequencers, using video and hands on advise for ProPage 2.
- 10 A special graphics issue featuring the Amiga's top art packages plus reviews of Audition 4, Sound Enhancer and a guide to desktop video directing with Showmaker.
- 11 Insight into CDTV – the definitive Shopper verdict, a comprehensive guide to printer preferences, 24-bit graphics, Amiga comms, plus reviews of Genesis, Turbo Print and Stereo Master



So, don't miss any more!

Subscribe now to ensure your copy each month. For just £14.95 you will get the next 12 issues delivered direct to your home plus a special sampler disk – a gift with our compliments.

Such has been the demand for our demo disks that we've now decided to offer you all three of these fabulous floppies for just £1.75! Yes, that's £1.75. Just use the order form opposite and they'll soon be on their way.

DISK 1 Contains demos of AMOS from Mandarin – the programming language that took the Amiga world by storm, Devpac 2 from HiSoft – the assembler that's used by the professionals, *Real Things* from RGB Studios – it brings things to life in *Deluxe Paint III* and lets you design, build and fly your own butterfly.

DISK 2 WORDWORTH This brand new word processor from Digita International is described by the company as 'a writer's dream' and you'll be able to see if it is for yourself with this demo. You will also get a voucher enabling you to buy *Wordworth* for just £99.95 – that's a saving of £30 on its normal price! **SEQUENCER ONE** In issue 2 of *Amiga Shopper* we said of this new sequencing

program from Gajits Music Software "it has to be the budget priced sequencing software for the Amiga." Why not find out for yourself and take advantage of our special voucher offer to obtain a free disk of exciting new samples for use with *Sequencer One*?

3D CONSTRUCTION KIT If you've ever wanted to create your own three dimensional worlds then now is your chance with Domark/Incentive's brand new game creation program. It allows you to use Incentive's famous *Freescape* programming system to create your own stunning three dimensional games – without a scrap of programming knowledge. Don't be fooled though, this is a utility that will put great programming

power at your fingertips.

DISK 3 SPECTRACOLOR: The new entry into the HAM painting arena looks set to upset the applecart. Try its 4,096 colours and animation facilities out for yourself with the demo version. You can wrap brushes on to three dimensional objects, and try out the rub-through effect for blending two images.

SUPERBASE PROFESSIONAL 4: You have read a lot about the Amiga's premier database, and now here's your chance to try it out for yourself. Superbase is a fully relational system with its own programming language, and with it you can set up a database for any purpose you like. It can even handle graphics, as well as numbers and text.

it better still, book up for the year ahead – and never miss out again!



Keep your
copies of
Amiga
Shopper safe
and protected
right from the
very start!

only
£4.95
EACH

Fill in the form below to
place your order.

Don't bother looking for us on the shelves anymore – it could be a complete waste of time!

No really, you'd be far better off buying up a whole year's worth of the only definitive guide to your favourite machine in advance! That way you'd be sure of getting your copy each and every month right on time with no more scrambling for that last remaining copy. Amiga Shopper sells like there's no tomorrow so make sure you get your future issues today!

You get all these benefits when you subscribe . . .

- you save time
- you save trouble
- you guarantee your copy
- you get it delivered

. . . all for just £14.95!

FILL IN THE COUPON BELOW OR CALL OUR CREDIT CARD
HOTLINE ON 0453 74011

YES, YES, YES! I WISH TO BECOME A SUBSCRIBER TO AMIGA SHOPPER. PLEASE SEND ME THE NEXT 12 ISSUES.

Please tick the subscription you require

☐ **UK £14.95**

☐ **EUROPE £33.25** (Airmail)

☐ **REST OF WORLD £50.30** (Airmail)

☐ **WORLD £27.60** (Surface)

Please also send me *please tick*

BACK ISSUES £1.50 EACH ☐ 2 ☐ 3 ☐ 4 ☐ 5 ☐ 7 ☐ 8

☐ **SAMPLER DISKS 1, 2 and 3 £1.75**

☐ **BINDER £4.95**

Total amount payable £

NAME

TELEPHONE NO

ADDRESS

POST CODE

METHOD OF PAYMENT *please tick*

☐ **VISA/ACCESS**

CARD NO

EXPIRY DATE

☐ **CHEQUE**

Please make cheques payable to FUTURE PUBLISHING LTD and send together with this card in an envelope to the following address: **AMIGA SHOPPER, FREEPOST, SOMERTON TA11 7BR**

AS/MAG/0492

The lion's share of Amiga PD

The PD scene at the moment seems to be somewhat in the doldrums – certainly as far as 'serious' PD is concerned, anyway.

Normally, winter is the most prolific time of the year for programmers (the cold weather, I guess) but this year's offerings have left PD houses in a state of mild despair. Many of the PD houses that I've talked to have bemoaned the lack of quality software available, and even the Fred Fish disks have been carrying less-than-inspiring stuff recently.

One source of frustration to large numbers of Amiga users has been the non-appearance of *SID* v2.0. *SID* is the most popular file management utility available on the Amiga, and version 2.0, with its 3D-style interface and many new features, has been eagerly awaited.

Rumours from the beta testers have been extremely positive, and the Amiga community held its breath. And held it. And held it...

However, the light has finally appeared at the end of the tunnel, with a posting on a number of bulletin boards by the author, Timm Martin. It seems that he's been dogged with disasters during the development of the program: first he

several hundred Kilobytes in size, which would have drastically reduced its usefulness.) But finally the program is nearing completion (again).

By the time you read this, registered users of version 1 of *SID* should have received their copies, with a slightly cut-down demonstration version appearing for general distribution a couple of months after that.

Anyway, enough of all this. I had promised that this month I'd be looking at PD and shareware word processors. Unfortunately, that feature has been postponed until next month, due to my old and trusty printer becoming merely my old printer at a vital stage in the testing of the programs. A new one has just been lovingly unwrapped, so the WP feature will definitely happen next issue. Until then, let's see what the postman delivered this month...

BBASE II Fish disk 563 Unique Computing

bBase is a small, but perfectly usable, database written by Robert Bromley in HiSoft compiled Basic. Actually, two versions of the program come on the disk: *bBase II* and *bBase II50K*, for those with memory limitations.

The program can cope with a database of up to 600 records or a maximum database size of 100K, whichever comes first; a record can have up to nine text fields. At its maximum, the program takes around 375K – so the author recommends that it should not be run on a 512K machine. However, the 50K version of the program reduces the maximum memory available to (believe it or not) 50K, and so should run on an unexpanded machine with few problems.

You will need 'arp.library' in your LIBS: directory to run *bBase II*; this is a library which many PD disks now include as standard, although surprisingly Fish disk 563 didn't. The program can be launched either from the Shell or directly from the Workbench – the Shell allows the

Ian Wrigley takes his usual look at all that's best in freely-distributable Amiga software

program to be launched so that no file writing is possible, to avoid corrupting or altering a database, although this option can be enabled and disabled from within the program, regardless of whether it was launched from Workbench or Shell.

On launching, you are presented with a display which asks you to press one of two Function keys,

depending on whether you want to load an existing database or create a new one. Good news is that a sample database file is included for you to experiment with.

A reasonable number of standard facilities are included, such as the ability to sort a database in either alphabetical or reverse – alphabetical order on any of the fields – although it's a pity that a

BEGINNERS

What's the difference between PD and shareware?

It's quite simple. PD, or 'public domain', is software which the author has released to the computer community at large. In its truest sense, once software has been released into the public domain the author has no more control over it – it can be altered by anyone, hacked about by other programmers and so on. However, in practice, most software authors put some form of limitation on how their programs can be distributed and whether anyone else is allowed to alter the program or documentation files. Strictly speaking this is not public domain software, it's 'freeware'.

Shareware is something totally different; it's software provided on a 'try before you buy' basis. If you receive a shareware program which you like and intend to keep on using, you are morally obliged to pay the author the stated amount. For your registration fee, you often get printed manuals or an improved version of the program – so it's worth doing. And since most

BEGINNERS START HERE

BEGINNERS

shareware registration fees are far less than

you would pay for a similar commercial program, you're getting a bargain. However, programmers only continue to write shareware if users register – otherwise it's not worth their time to do so. As a user of shareware programs, you are directly responsible for whether great, cheap Amiga software keeps getting written – think about it the next time you ignore that 'please register' screen.

Can I give anyone else copies of PD and shareware?

Yes – that's the way the programs get widely distributed. But do note any criteria for distribution in the docs files – many programs must be distributed along with all documentation, for example. And make sure that you don't give anyone any registered versions of shareware which you have – once you've registered, you should keep your shareware like any other commercial program. Give your friends unregistered copies, and encourage them to pay up too.

"bBase can cope with a database of up to 600 records or a maximum size of 100K."

was taken ill for a couple of months and then, just as he was about to release the program, he discovered that he would have to totally re-write it, as it had become too big for the method of programming that he was using. (It's all very technical, but, basically, if he'd carried on, the program would have ended up at

P... The instructions issued to the machine are known as *programs*; commands or executables (if you are working from the CLI); and *tools* (if you are working from the Workbench). The details of how the machine must carry out these instructions can be known as *data*; arguments, parameters, options or switches (at the CLI); and *projects* or *tool types* (in the Workbench, depending on the context)...

M

I

Executables? Arguments? NOW REALLY!

Seriously though it is all quite simple. You will find full details of how to run programs and how to specify their data in the sections on the CLI and the Workbench Icons. In the meantime here is a summary of the main points of difference between the two ways of controlling the Amiga.

The Workbench	Select one	The CLI
1) Easy to learn for first time users (springboard to the CLI).		1) Allows full control over all features of AmigaDOS, is therefore much more powerful and flexible than the Workbench.
2) Point and click operation with meaningful icons rather than obscure text commands.		2) Provides an interactive language that can serve as a first step to programming.
3) Most commercial software can be used from it.		3) Only uses text as input/output.
-1) Does not allow full control.		-1) Can initially seem difficult to learn.
-2) Some weaknesses; not fully multi-tasking during some file work.		-2) Can initially seem difficult to learn.

EdLib has produced a reasonable, if sometimes confusing introduction to the Amiga. It's certainly worth a look – you may find that with this information you don't need to buy a tutorial book

special date field was not included, since this means that records cannot easily be sorted by date order (3/1/92 ends up before 1/12/99, for example). The sort itself is fast – less than two seconds for a 50-record database.

Once the number of fields has been defined when a new database is created, there is no longer the opportunity to add extra fields at a later date – so make sure that you plan well before you start. On the other hand, field names can be changed at any time, so it may be worth including one or two blank fields when you create the database, so that extra information may be added in the future if you realise that you want to include extra information.

Records conforming to a search key can be selected (but the key can only be in one field), and the entire database or just the matching records can be displayed on-screen and printed out.

There are a couple of things I don't like about *bBase II*: each field can only contain 46 characters, for example, and it would be nice to enter search criteria in multiple fields.

But on the whole, this is a neat little piece of software, which should be perfectly adequate for many users – including me.

Incidentally, *bBase II* is also available on the Digitz disk 'Util 252', which doesn't include *bBase II/50K* but which does have a couple of other database programs instead.

Program rating7/10

EDLIB AMIGA GUIDE

The Amiga Guide is not strictly PD or shareware – it's licenseware, which means that you can't copy it and give it to anyone else, and that you can only obtain it from a few sources. However, it's cheap enough, at £3.50, to be included here with no qualms.

The disk is exactly what its name suggests – a guide to the Amiga –

what an inspired title.

Presently it only covers Kickstart and Workbench 1.3, although a Workbench 2.0 version is apparently in the works. However, much of the information – especially the general

"EdLib's Amiga Guide could contain all you need to know about your Amiga."


stuff on disks and so on – is common to both machines, so even Workbench 2.0 users should find something of interest.

The text is displayed in a

colourful and interesting manners, with a wide variety of transitions between screens: scrolls up, scrolls down, dissolves, fades and so on. However, some of the colour choices are a little lurid, and may pose problems to those who use their Amiga with a TV set; certainly when I hooked mine up to the portable TV some of the screens were almost unreadable.

The actual information contained

anything like a beginner to computing, but some of the passages baffled me for a time, until I worked out what the author was trying to say. Some passages, I'm sure, would leave the total novice completely lost. On the other hand, much of the technical information was perfectly well explained and, given a couple of readings, should leave the beginner much better informed than they were before.



Med 3.20 is the standard shareware music package on the Amiga. It may not be the easiest program to learn, so experimentation is the key. There are however numerous samples to play around with to get you started

in the guide is undoubtedly worthy, important and accurate. The only trouble is, it reads as though it has been written by someone who knows much more than just the basics, and is constantly struggling to 'write down' to the level required.

I don't consider myself to be

Sending off your name and address to register the disk entitles you to purchase the guide's supplement disk, which enables you to print out the guide's information, as well as containing a collection of utility and games programs. All this lot will cost you the princely sum of 50p.

If you are a beginner to the Amiga, you could do much worse than buy a copy of this disk; that recommendation holds even more strongly if you already have a grasp of basic computer principles and want to know how they relate to the Amiga – if you're already familiar with the PC, for example. If the subject still leaves you cold, buy a conventional tutorial book. On the other hand, *EdLib's Amiga Guide* could contain all you need to know about the Amiga.

Program rating.....6/10

MED 3.20

PD Soft disk v509

MED is probably the best known 'tracker' around. With it you can record, edit and play back your own compositions or the many tunes which are available in the public domain. Tracks can be played back either via the Amiga's internal sound chips, or through a MIDI instrument (if you have a MIDI interface, of course).

Version 3.2 of **MED** is the last one to be freely distributable, as author Teijo Kinnunen is now

Where to get it

There are two main ways to get hold of Amiga PD and shareware: from a bulletin board or from a PD library.

The advantage of using a bulletin board is that often the latest software is uploaded as soon as it's available. On the down side, you need a modem to connect up, and you have to pay phone charges (and sometimes pay the BBS a connect charge, too). You pay your money and takes your choice.

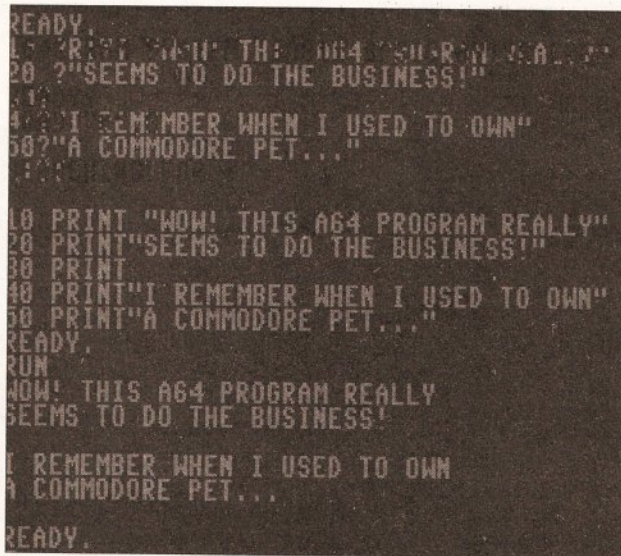
There are a number of bulletin boards with good Amiga areas; for instance, 01-for Amiga (071 377 1358) and the Cheam Amiga BBS (081 644 8714) both have a good range of files, including many of the Fish disks. CIX (short for Compulink Information eXchange), a conferencing system, also has a very active Amiga area with many enthusiasts exchanging help and advice. There are plenty of files on offer, too. The CIX modem number is 081 390 1244, and copes with a wide range of data speeds.

If you take the other route to obtaining software, you should expect to pay anywhere between about 99p and £2.50 for software from a PD library. Prices vary so much because of a range of things – the way the library is set up, for a start. One person with one Amiga and one disk drive, operating out of their spare room, has far fewer overheads than a library with dedicated premises, paid staff and a commercial disk duplicating machine. Whether you get the same level of service out of the two types of operation (and many in-between) is a matter for you to decide. Some 99p PD houses are great, and give a marvellous service, some are dreadful and keep you waiting ages for your disks. The only way to find out for sure is to spend that 99p and see.

concentrating his time on *OctaMED*, a commercial program which is exclusively available from Amiganuts (for £20). However, *MED* v3.20 is plenty powerful in its own right, and no serious Amiga musician's software collection is complete without it.

selected by flipping an external switch.

The authors, Neil Coito and Michael Cianflone, will send you a complete kit of parts, including the printed circuit board but excluding Kickstart ROMs, if you want (it costs about \$20 for



The display from the Commodore 64 emulator is almost indistinguishable from the real thing. If you've got a pile of C64 disks lying around, this program is a must!

The disk from PD Soft contains numerous samples (*MED* has a built-in sample editor), but only one actual tune. It's pleasant enough, but it would have been nice to have more than one available for inspiration before taking the plunge and composing one's own masterpiece. Also included with *MED* is a stand-alone player, so that you're not faced with the complexity of the whole thing if all you want to do is listen to music.

MED is not the easiest program to learn, and the documentation doesn't really help too much. The only way to become proficient is to experiment; just keep trying and eventually you'll produce something which doesn't sound exactly like a chorus of tomcats...

Program rating.....9/10

TMKBP Fish disk 587

TMKBP stands for 'The Multi-Kickstart Board Project', and is a complete description of how to build yourself a board which will switch between up to three versions of Kickstart, any of which can be

delivery to the UK), or you can build the project yourself. The switcher is compatible with the A500 and A2000.

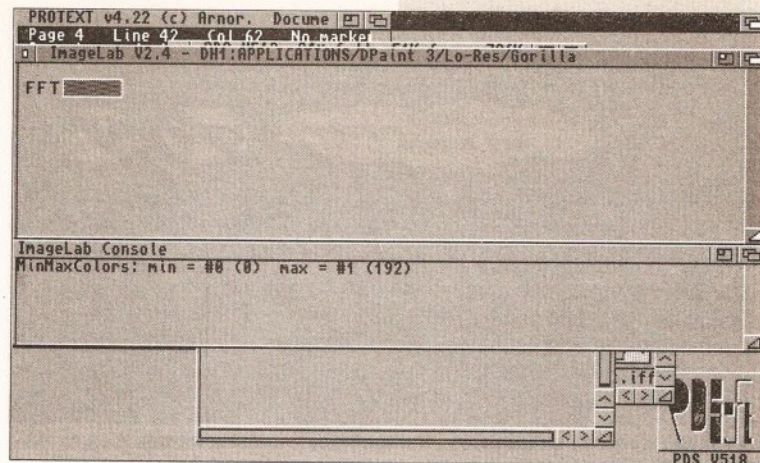
The disk contains a doc file with full, comprehensive instructions – including a description of exactly how the thing works, for those interested in such complexities, and a series of

IFF files which show the PCB layout and show you how to connect the thing together. The IFFs are displayed with a program called LoadImage, which comes on the Fish disk, although of course any IFF viewer could be used.

Most of the graphics are actually larger than the screen

size, but LoadImage allows the user to scroll around by clicking near the edges of the screen. It's a neat program, and one which makes *TMKBP* worth getting on its own account.

Now, I can't say that I've actually tried the project out, and you should remember that attacking your A500 (or even A2000) is likely to do nasty things to your warranty. But it's rather nice to see something a little bit different in the public domain like this, and the fact that the authors are selling kits of parts



ImageLab is a great little program for making IFF images completely unrecognisable

suggests that the project has been well tested.

I'd be interested to hear the views of any electronics experts out there on how the technical content stands up to analysis...

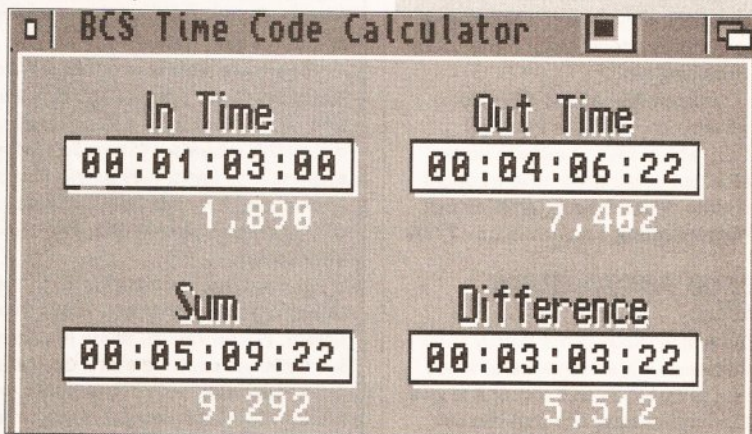
Program value8/10



THEA64PACKAGE Fish disk 555

Er... wow. This one really is a beauty, and evoked many sighs of nostalgia, for the days when I was nowt but a youngster in short pants. The package, *TheA64Package*, and is as comprehensive a Commodore 64 emulator as you could wish for.

Barsitone, from PD Soft disk V518 is just one of the video tools available. It generates an industry-standard display and audio tone, for recording on to video tape as a 'leader'



Installation from the Fish disk requires first decompressing two files on to two blank disks, and then using those disks. On the other

Another utility from PD Soft disk V518, *TimeCalc* takes the grief out of calculating SMPTE timecode differences

continued on page 148

Rating the programs

I use two different ratings systems (just to be awkward). If I'm reviewing a single program, I give a 'Program rating' at the end. If, on the other hand, I'm looking at a disk full of programs, utilities or whatever, then you'll find a 'Value for money' rating at the end.

Crazy Joe's

Amiga Public Domain Software

PD GAMES! PD GAMES! PD GAMES!

- 117 MONOPOLY (NP) popular old board game.
 135 CARD & BOARD GAMES (NP) Cluedo + solitaire games.
 195 ELECTRIC TRAIN SET (NP) for when the kids are asleep!
 315 RETURN TO EARTH (P) "Elite" type space trading game.
 496 HOLY GRAIL * (NP) excellent text adventure.
 648 STAR TREK (USA) (2) * (NP), graphic adventure.
 680 LEARN & PLAY (2) (NP) maths, words and colouring for kids.
 727 RICHTER'S STAR TREK (2) (P), best version to date.
 766 TREASURE HUNT (NP) pirate treasure map game for kids.
 957 PIPELINE (P) assemble your pipe quickly to keep the oil flowing.
 962 DRIP! (P) rust the pipes, avoid the nasties arcade game.
 987 SNAKEPIT (P) eat the food in the maze without eating yourself.
 991 JEOPARD* (P) 2 player game of world conquest.
 1004 GAMES DISK 9 (P) including Tetris Metallica!
 1113 WET BEAVER GAMES (P) funny demo plus arcade Ping Pong.
 1230 DRAGON CAVE (P) Sokoban type game with excellent gfx.
 1520 BALLOONACY * (P) bomb the buildings & land your balloon.
 1539 MEGABALL (P) the best breakout game around!
 1544 SEVEN TILES (NP) futuristic football game like Speedball.
 1577 FRUIT MACHINE* (NP) best fruit machine simulator bar none.
 1584 MISSILE COMMAND (NP) stop missiles destroying your cities.
 1591 QUIZ MASTER* (NP) excellent trivia game.
 1670 WHEEL OF FORTUNE (P) based on the TV show.
 1711 MENTAL IMAGE GAMES DISK (NP) 3 brill games on one disk!
 1715 FRANTIC FREDDIE (NP) C84 favourite platforms & ladders.
 1720 CABARET ASTEROIDS (NP) faithful version of the classic.
 1746 WORD GAMES VOLUME 1* (P) exercise the grey matter...
 1747 WORD GAMES VOLUME 2* (P) ... and not the joystick!
 1748 STRATEGY GAMES * (NP) serious stuff including Sea Lance.
 1749 TRUCKIN' (2) (2D) (P) run your own trucking company.
 1832 POM POM GUNNER* (P) WW2 arcade action - our No 1 game.
 1879 SEA LANCE* (P) Trident submarine simulation.
 1882 SIMPSON'S GAME (P) help Bart in this S.E.U.C.K. game.
 1883 BIONIX II* (P) never-ending shoot'em up.
 1905 J NICKLAUS COURSES 1 data disk only!
 1916 AIR ACE II (P) excellent WW1 shoot'em up.
 1926 NAPOLEONIC WARFARE SYSTEM* (P) war game umpire.
 2011 TWINTRIS* (NP) 1 or 2 player Tetris clone - very good!
 2013 ZEUS (P) simple but addictive puzzle game.
 2016 DOWNHILL CHALLENGE fun on the ski slopes.
 2018 WIZZY'S QUEST* (NP) wizard fun! Excellent game!
 2049 MATHS DRILL (NP) maths exerciser for all ages.
 2050 INSIDERS CLUB* (NP) good stock exchange simulation.
 2051 ATIC ATAC* (NP) explore and attack arcade game.
 2052 SHAPES (P) addictive puzzle fun!
 2057 BATTLE PONG* (NP) 1 or 2 player arcade classic.
 2155 GHOST SHIP (NP) 3D arcade adventure.
 2167 LLAMATRON (NP) Jeff Minter classic!
 2177 J NICKLAUS COURSES 2 data disk only!
 2178 SKY FLYER excellent new SEUCK game!
 2183 REVENGE OF MUTANT CAMELS Minter's back

DEMOS AND ANIMATIONS

- 747 POPEYE MEETS THE BEACHBOYS (P) very funny!
 773 SHARK ANIMATION* (NP) deadly ray-tracing!
 825 BUDBRAIN 1 (2) (X) (NP) great 2 disk demo + naughty bits!
 895 A TRIP TO MARS (NP) demo with a difference.
 906 MADONNA CARTOON ANIM* (NP) short digitised animation.
 935 MADONNA: HANKY PANKY (P) excellent Madonna sample.
 1033 AT THE MOVIES** (NP) loves of a squirrel!
 1188 FILLET THE FISH (P) funny cartoon.
 1229 BUDBRAIN 2 (NP) good as the first one? You judge!
 1238 EVIL DEAD DEMO (X) (NP) get them before they get you!
 1453 MORE AEROTOONS* (P) 3 Schwartz classics.
 1540 AMY VS. WALKER ANIM* (NP) Eric Schwartz at his best!
 1541 BATMAN ANIMATION* (P) funny Schwartz animation.
 1552 MAGICIAN ANIMATION 2* (P) simply magic!
 1560 PHENOMENA ENIGMA* (P) superb grx and music.
 1628 DO THE BART, MAN* (NP) a must for all Simpsons fans!
 1701 TRON ANIMATION (2)* (P) based on the film.
 1707 DECAY: SIMPSON'S DEMO* (P) should appeal to everyone.
 1753 LIFE OF BRIAN (2) (P) sample from the film.
 1841 ANTI LEMMIN DEMO (2) (NP) ** for Lemmings fans with 2 meg.
 1850 THE WALL (6) (2D) (NP) * mammoth Pink Floyd six disk!
 1856 BETTY BOO ANIM/SLIDESHOW (P) doing the Amiga.
 1885 ROBOPOL ANIMATION* (P) digitised from the film.
 1900 SILENTS: ICE DEMO (NP) superb music and graphics.
 1902 VIRTUAL WORLD* 3D filled vector demo.
 1943 WINDSURFER ANIMATION (2) (P) * very good.
 1947 MR POTATO HEAD (P) * funny cartoon antics.
 1948 MR POTATO HEAD CHIPS ARE UP! (P) * More adventures
 1956 CREATURE COMFORTS DEMO (NP) from the TV adverts
 1982 3D PINBALL ANIMATION* (P) beautiful ray-tracing.

AMIGA A500 PLUS

Certain software will not work on the new Amiga. We are compiling a list of compatible titles, but this will take some time to complete. In the meantime, problems can only be checked as they occur.

USEFUL SOFTWARE

- | | |
|----------------------------------|------------------------------------|
| 81 UEDIT WORD PROCESSOR | 1550 FLEXIBASE V2.0 (P) |
| 119 AMIGA MCAD (P) | 1569 LANGUAGE TUTOR (NP) |
| 410 DPAINT CARTOON BRUSHES | 1606 DATABASE MASTER 2.0 (NP) |
| 442 DPAINT FONTS DISKS (4) (P) | 1629 SPECTRUM EMULATOR (NP) |
| 458 HAM RADIO UTILITIES (5) (NP) | 1663 DYNAMITE BRUSH FONTS (P) |
| 571 JAZZBENCH (NP) | 1858 202 UTILITIES (NP) |
| 580 DOPE INTRO MAKER (NP) | 1878 TEXTPLUS WORD PROC. (P) |
| 591 BUSINESS CARD MAKER (P) | 1880 DCOPI & UTILITIES (NP) |
| 632 MSH (MESSYDOS) (NP) | 1884 EQUINOX INTRO WRITER* (NP) |
| 642 C MANUAL | 1886 MED V3.10 (NP) |
| 661 PROGRAMMING DISK 1 (NP) | 1893 DICE V2.06A (NP) |
| 682 SOUND APPLICATIONS (2) (NP) | 1896 DESK BENCH (3) (NP) |
| 684 VIDEO APPLICATIONS (2) (P) | 1906 PAGESETTER CLIP ART (8) (P) |
| 901 THE COMMS DISK (NP) | 1914 SLIDESHOW CONSTRUCTOR (NP) |
| 1022 AMOS UPDATE 1.3 (P) | 1951 KING JAMES BIBLE (3) (P) |
| 1095 DATABASE WORKSHOP (2) (P) | 1954 CELTICS DEMO MAKER (NP) |
| 1097 DPAINT CLIP ART (2) (P) | 1987 QUICKBENCH* (NP) |
| 1099 VIDEO GRAPHICS (4) | 1990 NIGHTFLYERS UTILITIES IV (NP) |
| 1117 GENEALOGY* (P) | 2004 TURBO IMPLORDER V4.0 (P) |
| 1228 ST EMULATOR (GERMAN) (NP) | 2012 DRAW MAP V2.3D (P) |
| 1273 C-LIGHT (P) | 2058 VECTOR BALL EDITOR* (NP) |
| 1450 NEW SUPERKILLERS (P) | 2168 MESSYSID |
| 1451 ELECTROCAD V1.4 DEMO (P) | 2174 ANTI-VIRUS V3.14 (P) |
| 1452 AMIBASE (P) | 2176 KIDS PAINT (P) |
| 1536 NORTH C (PACKED) (NP) | 2180 TEXT ENGINE |
| 1537 NORTH C (UNPACKED) (2) (NP) | 2181 AMIGA FOX DTP |
| 1545 SPECTRAPAINT V3.0 | 2182 WINDOWS BENCH |

MUSIC DISKS

- 61 J M JARRE - DEFINITIVE (P)
 407 CD PLAYER DEMO* (P)
 713 FLASH! - QUEEN (2) (P)
 724 TECHNOTRONIC REMIX (P)
 746 CRUSADERS BACTERIA (P)
 941 SOUNDTRACKER JUKEBOX (NP)
 976 SCOPEX BEAST SONIX (NP)
 1026 DIGITAL CONCERT VI (P)
 1292 CRUSADERS: GENESIS (NP)
 1685 DEPECHE MODE MUSIC DISK
 1694 ART OF MED MUSIC (P)
 1695 SEAL CRAZY REMIX* (NP)
 1713 SPACED OUT VOLUME 1
 1714 SPACED OUT VOLUME 2 (P)
 1716 I THINK WE'RE ALONE (P)
 1717 EVERYBODY DANCE NOW (P)
 1718 DOING THE DO (P)
 1755 AMAZING TUNES 2 (3)* (NP)
 1993 CATS SING KYLIE! (NP)
 2006 SAMPLE SENSATIONS* (NP)
 2008 MOVE ANY MOUNTAIN* (P)
 2059 VIVALDI FOUR SEASONS (2)* (P)
 2159 CHARLY (P)
 2160 WHAT CAN YOU DO FOR ME? (P)

SLIDESHOWS

- 282 FORGOTTEN REALMS (P)
 617 NEIGHBOURS SLIDESHOW
 725 DIGGY PIGGIES (2) (NP)
 742 MADONNA SLIDESHOW (P)
 814 VIZ SLIDESHOW (P)
 891 CREEPSHOW (P)
 899 MADONNA SLIDESHOW 2 (2)* (NP)
 968 GOREZONE SLIDESHOW (X) (P)
 1051 TOTAL RECALL SLIDESHOW (NP)
 1085 COMIC SLIDESHOW (X) (NP)
 1103 SPORTS ILLUSTRATED GIRLS (P)
 1263 RICHTER S/SHOW (2) (2D) (P)
 1277 DIVINE VISIONS (2)* (NP)
 1279 FORGOTTEN REALMS '90 (P)
 1708 INVISIBLE WORLD (P)
 1719 YABBA DABBA CARTOONS (P)
 1876 REFLECTIONS 6 (NP)
 1835 NIGHT BREED SLIDESHOW (P)
 1901 LEEDS UNITED SLIDESHOW (P)
 1919 DEBBIE HARRY (2) (2D)* (NP)
 1781 REFLECTIONS (NP)
 1984 TERMINATOR SLIDESHOW (NP)
 1986 ALIENS SLIDESHOW (NP)
 1991 AQUARIUS IMAGES (P)

BLANK DISKS

Please call for latest prices!

DISK BOXES

- 10 capacity99p
 40 capacity£4.99
 80 capacity£6.99
 100 capacity£7.99

512K MEMORY

UPGRADES (NP)
 Non-clock £27.50
 With clock £31.50

A500 PLUS

1MB UPGRADES
 NOW IN STOCK!

Takes A500 Plus
 to 2Mb!
 £54.99

ACCESSORIES

- MASTERSOUND SAMPLER£34.99
 KEYBOARD COVER£2.99
 PRINTER COVER.....£4.99
 MONITOR DUST COVER.....£4.99
 MOUSE MAT£2.99
 2 PCE PRINTER STAND.....£4.99
 CENTRONICS PRINTER CABLE£6.99
 MODULATOR EXTEN'N CABLE.£12.99
 ACTION REPLAY III
 (PLUS OK)£56.99
 NAKSHA MOUSE.....£26.99
 ROCTEC DISK DRIVE£59.99
 CUMANA DISK DRIVE£59.99
 1000 DISK LABELS.....£12.99
 STEREO AUDIO LEADS£3.99
 FURRY MOUSE COVER.....£3.99
 PRINTER RIBBONS.....VARIOUS

We stock all

Deja Vu
 Licenceware
 Full written
 details on
 request

HOW TO ORDER

Please send cheque/P.O. payable to
 "Crazy Joe's" to:

CRAZY JOE'S,
 Dept. AS
 145 EFFINGHAM STREET
 ROTHERHAM
 SOUTH YORKSHIRE
 S65 1BL

CREDIT CARD ORDERS

(0709) 829286

FAX YOUR ORDER ON

(0709) 878308

DISK PRICES

1 to 9 disks
 £1.25 each
 10 or more
 99p each

POSTAGE

INCLUDED IN PRICE IN UK
 Europe, Eire...Add £2.50
 Rest of world...Add 4.00
 Overseas orders sent air mail
 Payment in Sterling please!

Send a stamped addressed envelope
 for our FREE list!
 Loads of titles to choose from!

VISIT OUR SHOP

We stock commercial games, acces-
 sories, blank disks, etc.
 Open Monday to Saturday
 9.30am - 5.30pm
 CALLERS WELCOME

KEY TO SYMBOLS USED

(2) = NUMBER OF DISKS
 * = 1Mb ** = 2Mb, ETC.
 (2D) = 2 DRIVES, (X) = ADULTS ONLY
 (P) = A500 PLUS COMPATIBLE
 (NP) = NOT A500 PLUS COMPATIBLE

PD PACKS

GAMES PACK 1

(Some 1Mb - not A500+)

37 titles including
 Invaders, Tetris, Asteroids, Missile
 Command and many more!
8 DISK SET ONLY £7.95!

GAMES PACK 2

(1Mb only - not A500+)

Balloonacy, Crossfire, Twintris, Wizzy's
 Quest, Arcadia
5 DISK SET ONLY £4.95!

GAMES PACK 3

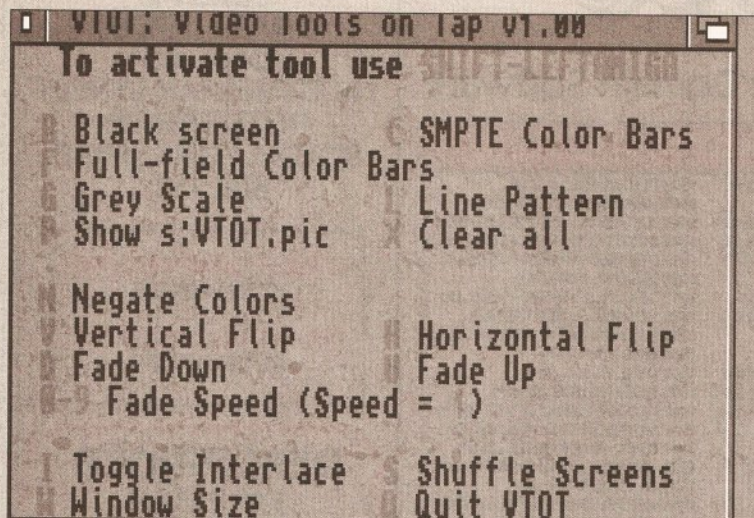
(Any Amiga - A500+ compatible)

Dragon Cave, Drip!, Zeus, Megaball, Air
 Ace II
5 DISK SET ONLY £4.95!

GAMES PACK 4

(Not A500+ compatible)

Card & Board Games, Shapes, Frantic
 Freddie, Serene II, Mental Image Games
5 DISK SET ONLY £4.95!



VTOT, one of the programs on the *Image Utils* collection, is a tool for anyone who uses the Amiga for video, providing a range of basic effects such as a fade to or from black at the touch of a key combination

continued from page 146

hand, if you've got a hard disk you can directly decompress the archives, using *LHarc*. It took me 10 minutes to decompress all the files, install the font and sort out the directory structure – the installers here will do this automatically.

Although A64 will work on a floppy-only 1Mb A500, the author (Cliff Dugan at QuesTronix) advises that you have at least 1.5Mb, and you really need either two floppy disk drives or (ideally) a hard disk from

"Image Utils is a sort of mini Art Department Professional."

which to run the program.

As well as the actual C64 emulator, the package includes 120+ pages of documentation (and a program to allow you to print it all out) and a set of utilities to allow you to convert C64 files to Amiga format for storage. And that's where the question of how to get your 64's files into the Amiga rears its head. But never fear – it's cheaper and easier than you probably thought. Just register the program by sending \$39.95, plus \$5 for shipping, to QuesTronix and you'll be supplied with a hardware interface and accompanying software which will let you hook your C64's disk drive and printer to your Amiga – far cheaper than junking all that software which you bought for the 64!

The other question which will be rearing its head by now is, "What about copyright? Surely the C64's ROMs are Commodore's copyright?"

Well, you're right – and TheA64Package doesn't rip them off. Instead, the program contains a C64 ROM emulator, which includes a version of the 64's BASIC. And it seems to work very well – I couldn't fault it during the time I used it, anyway. But there's even better news for C64 owners: when you've registered the program and obtained the interface, you can actually dump your C64's ROMs to disk and then load them into the A64 for full compatibility.

I only have one complaint with this program: the two keymaps which you can use are US and German, so even if you've set up your Workbench disk with the GB keymap you'll find that things like the speech marks, £ sign and # appear in the wrong places on your keyboard. But that's a small price to pay; I'd heartily recommend that everyone who owns both a Commodore 64 and an Amiga to get hold of, and register, this program – after all, you're unlikely to get an Amiga emulator on your 64!

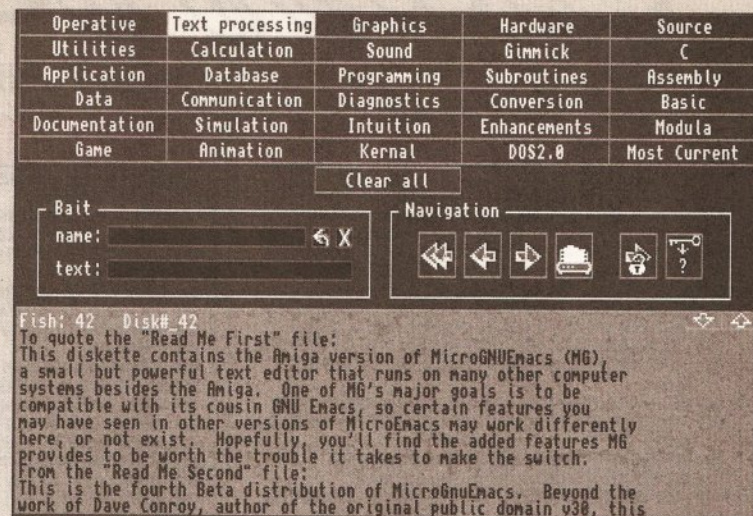
Program rating.....9/10

Update • Update • Update

Term, the rather excellent comms package reviewed last month, has undergone an upgrade. The latest version is 1.9c, and now requires **Workbench 2.x – Kickstart 37.175 and Workbench 37.67 or higher must be present for the program to run. A number of bugs have been fixed in this new release, which can be found on Fish disk 589 from Unique Computing.**

IMAGE UTILS PD Soft disk v518

Image Utils is a collection of image and video tools. The first program here is *ImageLab*, by Gary Milliorn. This is a brilliant image manipulation program, which includes things like filters (pixellate, sharpen, blur and so on), vertical and horizontal flips, fast Fourier transforms, palette changing



Now the contents of all the Fish disks can be yours – well, the contents listings. *Aquarium* allows you to search by file name, type of program or text within the description. Some of the programs are oddly classified, though

and so on and so on. Images can be saved after transformation, and there are functions available for producing graphs of colour usage and other such vital information. A sort of 'mini Art Department Professional', this is a great program for serious image manipulation or just for playing around and experimenting.

Next up is *VTOT*, or *Video Tools on Tap*, by Mike Berro. This is a collection of tools for video professionals, and includes *VTOT* itself, which will do things like flip the screen or fade to/from black when you press various key combinations. Also from Mike in this collection are programs which help to calculate SMPTE codes, generate test cards and switch your Amiga into interlace mode, regardless of whether a given program wants it to be or not.

ShowFont, by Arthur Jolinson Jr, is a tiny program which does just that – it displays all 256 characters of any font which your Amiga has installed. Not the most exciting application in the world, but some may find it useful.

Certainly ImageLab wins a place on my hard disk!

Value for money8/10

DISK MAGAZINES

I've only had a couple of disk magazines in for review this month – come on the rest of you, why aren't I seeing your efforts? So, here's what came my way this month...

AMIGA USERS GROUP – FYLDE NewsDisk issue 1

This is the first disk from AUGF, but is set to be a regular feature.

Membership of the group is free if you happen to live in the Fylde area. However a subscription to the *NewsDisk* will cost you £6 for six months, or £10 for a year.

Send your cash to 25 Glen Eldon Road, Lytham St Annes, Lancs.

The disk itself is rather different to many, in that it's not auto-booting and doesn't have a flashy menu. Instead there are tons of text files, including tips, tutorials and reviews, as well as a few pieces of PD (the issue I saw included *FreePaint*, *LHarc* (a compression utility) and *BootX* (a virus killer). The group's own PD library catalogue is also on the disk.

Although the grammar and spelling are not the best I've ever seen (there does seem to have been a serious outbreak of apostropheitis in the editorial office), the actual content is fairly good, interesting stuff, written by a number of different people.

What's more the group claims that if you write an article, it will get printed – the only censorship they'll do is to remove bad language and/or bad taste material.

continued on page 150



QUALITY AMIGA PUBLIC DOMAIN

THE BEST JUST GOT BETTER...

please note we do not stock pornographic material of any kind no matter how tame it might be we do not stock it, so please ignore any old listings and cat disks. If you do try to order such disks, you will not receive them. It is an offence to supply such material!!!!

£1
DISK

ORDER YOUR 3 CAT DISKS NOW
ONLY £2.00 FOR 17 BIT, AMOS, AND FISH CAT DISKS!!

17-BIT NOW STOCK FISH DISKS TO 590

TBAG TO 59

DEJA-VU TO 69

ALWAYS FIRST WITH THE BEST PD
AND PROBABLY THE CHEAPEST ESTABLISHED LIBRARY
IN THE LAND. TRY THE COWBOYS THEN COME TO US

**17-BIT SOFTWARE HAVE
MOVED OFFICES, YET AGAIN.
WE ARE NOW AT
1ST FLOOR OFFICES
2/8 MARKET ST
WAKEFIELD
WF1 1DH
EXPANSION WAS INEVITABLE
DUE TO THE SIZE OF OUR
-OPERATION .
WILL YOU PLEASE USE
THE ABOVE ADDRESS IN
ALL CORRESPONDENCE
FROM NOW ON, THANK YOU!**

LATEST PD....

1641 DEKSID, V CHECKER 5.40
1640 HYPertext
1639 GAMES GALORE 10
1638 MUTANT CAMELS (GAME)
1637A BUZZED BY E SCHWARTZ
1637B SPREAD OVER 3 DISKS
1637C AND 2 MEG ONLY....
1636A LANDING ANIM ON
1636B 4 DISKS, AND
1636C 4 MEG ONLY, VERY
1636D IMPRESSIVE.
1635 CRYSTAL-SILENTS DEMO
1634 COLORS MEGA DEMO
1633 GATOR GRAPHICS TUTOR
1632 PROTRACKER 1.1B
1631 ACTION MUSIC DISK
1630 CRUSADERS MUSIC
1629 VEGA MUSIC DISK 2
1628 A ZENITH JUST FOR
1628 B YOUR EARS MUSIC
1627 CULT PUBLIC ATTACK
1626 ADDICTS SILICON
DREAMS
1625 OUTLAW MUSIC
1624 JAMES BROWN IS DEAD
1623 CYBERSOUNDS
1622 TRACKERS
POWER+AGONY
1621 A HYPNOSIS SOUND BOX
1621 B ON 2 DISKS
1620 PRODIGY REMIX (+ ONLY)
1619 A SCENERY ANIMS
1619 B FRACTALY GENERATED
1618 VIRUS KILLERS
1617 TWILIGHT ZONE REMIX
1616 ROOBARB+CUSTARD
REMIX
1615 JAMES BROWN IS DEAD 2
1614 SAMPLE MAKER V1.0
1613 PROCALC V1.0

FISH DISKS

F440 3D PLOT
F366 TIC TAC TOE
F359 A BRIDGE
F517 AMIBANK
F120 INVADERS
F495 ANALYTICALC
F301 AQUARIUM
F208 ASTEROID FIELD
F94 AUDIO TOOLS
F120 BACKGAMMON
F537 BOOT GAMES
F361 BRUSH 4D
F375 CARD MAKER
F205 CHESS (GAME)
F269 CHESS TUTOR
F526 DATA EASY
F511 DIR WORK
F514 DKBTRACE
F391 FRACTAL LAB
F371 FRACTALS
F187 HACKLITE
F148 HANDY ICONS
F422 IMPLORDER
F383 MANDEL MOUNTAINS
F402 PCOPY

TRICKETT

BIG NICKS

**GALAGA 92
(DISK 1609)
AN EXCELLENT
SHOOT EM UP
THAT REALLY
DOES SHOW OFF
THE POWER OF
PD
ONLY £1**

TENT

RSI DEMO

DEJA VU(3.50)

LPD69-MAGICAL
LPD68-VIRUS B 2.1
LPD67-CYAD 2
LPD66-HOTEL MAN
LPD65-P PLANNER
LPD64-RESCUE 2
LPD63-W W W
LPD62-GAME
LPD61-F CHAPTER2
LPD60-TECHNO SN
LPD59-FUN PACK
LPD58-LOCKS KEY
LPD57-KIDS C ART
LPD56-L TEXT V3.2
LPD55-SPRITEX 1.3
LPD44-FORMULA 1
LPD43-LAZERZONE

Alcatraz Odyssey
a five disk demo that
puts Alcatraz at the top of the
tree...(not + compatible)
Only £4.00 for this
Astonishing 1 Meg only
Journey of a life time....
Not to be missed.

IF YOU HAVE JUST BOUGHT A NEW
AMIGA + MACHINE PLEASE
TELEPHONE BEFORE YOU ORDER
TO CHECK COMPATIBILITY.
THANK YOU.....
AGONY ANGIE AT YOUR SERVICE

**MED 3.20 (DISK 1572)
THE VERY BEST MUSIC
SEQUENCER AROUND
THIS IS THE VERY LATEST
VERSION, NOW EVEN MORE
REFINED.....(ALSO CHECK
OUT AMFM).**

**RADBENCH 1.4 (DISK 1565)
IS A RECOVERABLE WB
THAT STAYS IN RAM
ONCE INSTALLED UNTIL
YOU POWER YOUR MACHINE
OFF ONLY £1
(SORRY BUT THIS PROGRAM
IS NOT PLUS COMPATIBLE)**

ORDERING DISKS
ALL MAJOR CREDIT CARDS ARE
TAKEN, OPENING TIME ARE
MON - THURS 9am - 8pm
FRI - SAT 9am - 5.30pm
PLEASE MAKE CHEQUES AND
POSTAL ORDERS PAYABLE TO
17 BIT SOFTWARE
OUR ADDRESS IS
1ST FLOOR OFFICES 2/8 MARKET ST
WAKEFIELD WF1 1DH (DEPT AD)
TELEPHONE - (0924) 366982
We welcome foreign orders
(Add 20%)

WHY 17-BIT DISK MAGAZINE ??????

1-Always crammed full of the latest PD news and up to the minute programs
2-Fully + compatible, with an emphasis on pleasing new and seasoned users
3-It's only £1.50 an issue, we urge you to try it and feel sure you will be amazed
at the value and enjoyment factor.
The current issue is 24, with 2 years back issues still available at £1.00 each.
17-Bit bring you the very best in PD at right price with a service to match.
Can there really be any doubt that we are

THAT BIT BETTER THAN THE REST!

**WATCH THIS SPACE SOMETHING
VERY SPECIAL IS ABOUT TO HAPPEN????
MORE NEWS NEXT ADVERTISEMENT.**

If you want a PD disk not shown, we probably have it anyway, if not we will obtain it for you in a few days....

PLEASE HELP US TO HELP YOU, PLEASE QUOTE YOUR MEMBER NUMBER, (IF YOU HAVE ONE) ...

we also stock T-BAG TO 59
And FISH TO 590.....

VIRUS BUSTER 2.1
(DEJA-VU 68)
IS THE VERY BEST
VIRUS KILLER AROUND
ONLY £3.50
THE PROGRAM CHECKS
FILES, BOOT BLOCKS,
HARD DRIVES, AND
COMES WITH FULL
DOCUMENTATION
ON DISK.
DON'T GET CAUGHT OUT BY VIRUS!!!!

UPDATE 24, OUT NOW
CATCH YOURS FOR £1.50

Eric Schwartz is back

At the movies 2
is a 4 disk Anim that runs
on 1 meg, 2 meg, and 3 meg
Amiga's!!!!
Dont miss this superb
piece of Schwartz magic.
Only £3.00 for 4 disks
"Breath taking" says Ken

17 BIT PD - £1.00
SCHEME 17 - £1.50
DEJA VU - £3.50

* DENOTES NOT + COMPATIBLE

continued from page 148

All in all, certainly worth a tenner for a year's sub.

Value for money8/10

PREMIER 1 By Andrew Dunbar

This is the first disk mag for Andrew, and a good one it is too. It's autobooting, and uses one of the many menu creators to give it a neat front-end. The concept behind the disk seems to be: "Forget editorial, cram those programs on!" Although there's a message from the editor, there are no articles – just lots of PD. The programs are split fairly evenly between games and serious stuff, so to balance things like *PowerSnap* (reviewed in the last issue of *Amiga Shopper*) and *AmigUtil II*, a disk copier and general toolkit, are games like *3D Pool* and *Invaders*.

The first issue of *Premier* was free, in order to encourage people to get hold of it; from issue two (which should be out now) onwards, the price is £1.50, or £17 for a year's subscription.

Send cheques or postal orders to: Andrew Dunbar, 180 Mountsorrel Lane, Rothley, Leicester LE7 7PW.

QUICKIES

DISDF Fish disk 558

This tiny utility from Patrick F Misteli does one simple job – stops that bloody annoying clicking of your floppy disk drive when no disk is present.

Run *DISDF* once to disable the drives, run it again to re-enable them. It can be either run from the Shell or from the Workbench (if you've not got WB2 and thus can't 'show all icons' you'll have to create an icon for it, since none is supplied).

Floppy drives can be selectively disabled/enabled, or the command can apply to all at once. Don't do what I did, though, and try to disable the drive which contains the disk with the program on it – berk!

Program rating.....7/10

BLINK AND YOU'LL MISS IT

Don't miss next month's *Public Domain World* – I'll be doing a round-up of PD and shareware word processors. So if you've ever wondered what these cheapies have to offer make sure to reserve your copy of *Amiga Shopper* now!



One of the better images from the Cartoon brushes disk

AQUARIUM

Fish disk 559

Aquarium, by B Lennart Olsson, is a database of Fish disks – if you want to know what disk a program is on, or find, say, a text processing utility, this is the disk for you. Files can be searched for by type, name or text in the description, and a program is

"To view the lattices in Crystals you will need a pair of 3D glasses."

included to allow you to add the contents of new Fish disks as they appear. The contents of disks 1-550 are already in the database.

Although the program isn't the fastest in the world when searching by text in a description, and although you need a hard disk drive to use it (the database is too big to fit on a floppy), it's still the best way of finding out where that elusive program is in the vast Fish collection.

Program rating.....9/10

CARTOON BRUSHES

Software Expressions disk U092

The disk's name says it all, really – it contains a selection of cartoon characters saved as *DPaint* brushes,

ready for use. The disk also has 'Viewilbm', an IFF viewer, so that you can see the images without loading *DPaint*. And, frankly, you might as well do that then re-format the disk; the quality of the illustrations just isn't that great.

I'm sure that illustrator Gareth Lancaster spent a good deal of time on the cartoons, but I've seen far better. Still, one or two of them are pretty good, so if they happen to be the ones that you want, you'll end up happy.

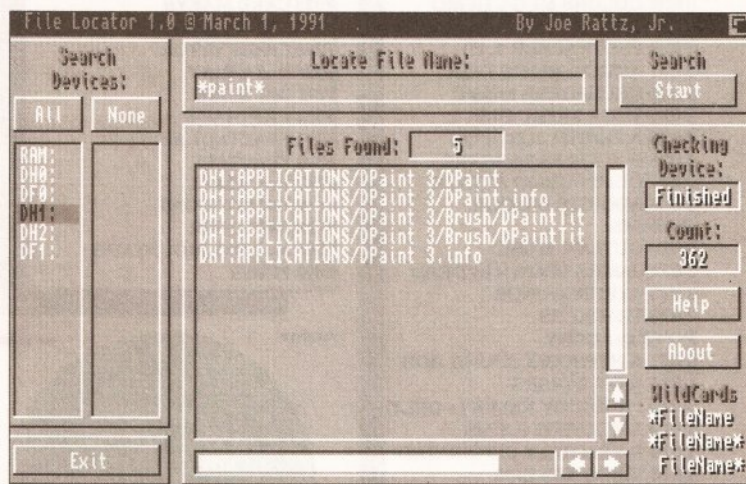
Value for money.....5/10

FILELOCATOR

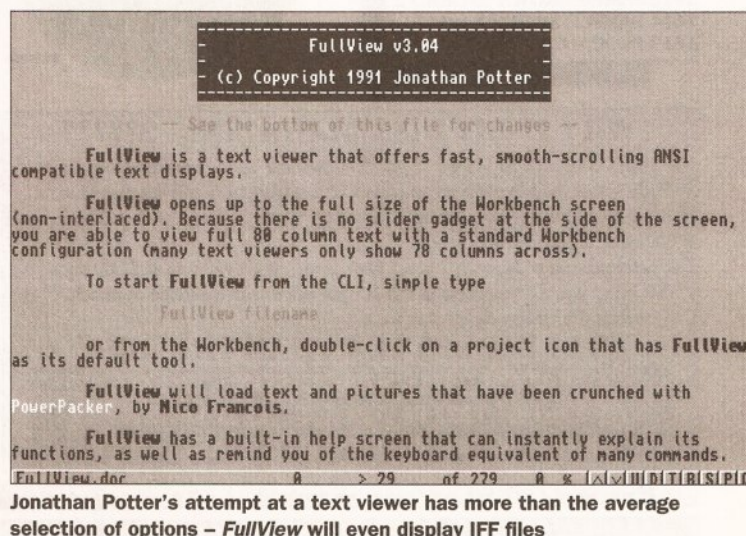
Fish disk 581

This \$5 shareware program, by Joe Rattz, Jr, is a major improvement on *FileSearch*, which I reviewed last month. *FileLocator* is a 'find file' program which provides everything that *FileSearch* was missing – a scrolling display of the filenames as it finds them, and on-line help. Select the drive or drives you wish to search, type in the filename (wildcards are supported in the form of '*', which represents any combination of characters) and hit 'Search'.

continued on page 152



Find those elusive files with *FileLocator*. No longer will Macintosh owners be able to scoff at the lack of a 'Find file' utility!



**ALL DISKS
STILL ONLY
99p EACH**

Anglia PD

**Catalogue Disk (P)
only 70p - Includes
a superb Scenery
Generator!**

(*) = 1 Meg

(P) = Works on A500 and A500 Plus

DESKTOP VIDEO PACK (P) 4 DISKS £3.96
Outstanding collection for video producers, includes
Rolling Credits, Slideshow, Video Backgrounds, Special
Effects, Pattern Generator and more!!

HOME MANAGEMENT PACK 3 DISKS (P) £2.97
Calendar, Mortgage, Spreadsheet, Grammar, Mileage,
World Time, Budget, Chequebook, Database, Typing Tutor,
Typewriter, Grocery, List Maker, Home Banking.

CLIPART PACKS 1, 2 OR 3 EACH PACK = 5 DISKS £4.95
3 different packs of 5 disks, all full of the very best clipart
for DPaint etc. (P)

FONTS PACK 1 OR 2 EACH PACK = 5 DISKS £4.95
2 different packs of 5 disks, pack 1 contains: Publisher
fonts, various fonts, fonts disk 2, Cosmopolitan fonts, large
fonts (loads of great fonts for DPaint etc.) (P)

ANGLIA COLOURFONTS (P) 5 DISKS £4.95
Contains 5 disks full of original colourfonts produced here
at Anglia, ideal for captions, titles, etc. Use with DPaint
III.

CARD & BOARD GAMES 4 DISKS £3.96
Cluedo, Cribbage, Monopoly (English version!),
Mastermind and much more!

GAMES GALORE PACK 5 DISKS £4.95
Over 30 Games on 5 disks! Includes great games such as
Sky Fight, Dad, Trek Trivia, Five-in-Line, Diplomacy,
Chess, Monopoly, Othello, Space Age, Air Traffic Control,
and loads more!

UTILITIES PACKS 1, 2, 3 OR 4 EACH PACK = 5 DISKS £4.95
4 different packs with all the utilities you will ever need! Pack
1 contains: Chet Solace disk (26 utils), Diskmaster v3.0,
Darkstar Utilities 2, 3 & 4.

EDUCATION PACK 1 5 DISKS £4.95
German, Globe, Geotime, Drawmap, Evolution, Clouds,
Formula, Airfoil, Gravity Sim, Weather, Wave Maker,
World Data Bank and more!! (This pack is one of our best
sellers and is incredible value for money).

ASTRONOMY PACK (P) 4 DISKS £3.96
Star Chart, Amigazur, Deepsky, Gravity Well, Grav Sim,
Orbit, Planet.

PRINTER USER PACK (P) 4 DISKS £3.96
Essential for all printer owners! Includes, Label Designer,
Label Printer, Printer Driver Generator, Print Studio, Plus
More!

ARTISTS PACK (P) 5 DISKS £4.95
Spectrapaint, C-Light, Image Lab, Filter Pics, Image
Tools, Direct Action, Clipart, Auto Pics, View Jff.

NEW! MUSICIANS PACK 5 DISKS £4.95
Med V3, Soundtracker Pro, Oktalizer (8 Channel!), Games
Music Creator and Loads of Samples!!

FRACTALS PACK (*) (P) 4 DISKS £3.96
If you want to explore fractals then here's everything you'll
need! CPlot - SMan - Mandelpaig - Polysys - CPM -
ZPlot - Fractal Lab - Mandanin - Mandelblitz -
Polysysexamples - Julia - FCS - Mandelmountains

PUZZLES PACK II (*) (P) 2 DISKS £1.98
Superb new pack for fans of crossword type puzzles, includes:
Wordsearch - Reader - Wordhat - Wordgame - Crosswords -
CWP - Scrazzle - Disearch

ERIC SCHWARTZ CARTOON PACK (*) (P) 5 DISKS £4.95
Brilliant cartoons just click and run! : The History of
Amy - Aggressor - Batman - Skydive - Terminal - Amy
Jogs - Amy Walks - The Big Sneeze - Coyote 2 - How To
Run Wall.

SIMULATIONS PACK (*) (P) 5 DISKS £4.95
All of the best PD simulations in one pack! Metro - Be a
city planner, King Oil - you are J.R.! Nuke - Nuclear arms
race, Imperium Romanum - Grab ancient Mediterranean
power, Sealance - Save the world with your nuclear sub,
Truckin' - Run your own truckin' company, DC10 - Learn to
fly a DC10 jet, Lore of Conquest - Two players: take over
the galaxy!, Insiders Club - Superb stockmarket
simulation, Air Warrior - Take your pick from a huge
range of aircraft with this excellent flight simulator!

EASY BUSINESS PACK (P) 5 DISKS £4.95
All programs included are powerful but easy! Includes:
Text Engine V3 (The very latest wordprocessor), Spread
V1 (Spreadsheet), QBase (Simple Database), BBase II
(Good Database), Bank (Great accounts package), X-
Spell (Spell checker), Print Studio, Business card maker.

INTERMEDIATE BUSINESS PACK (P) 5 DISKS £4.95
Wordwright (Wordprocessor including Mail Merge and
Macros!), S-Calc (Good Spreadsheet), Amibase Pro 2
(Stunning PD Database - New!), Amigaspell (Spell
Checker), LS Label (Infinite label control), Messysid V2
(Amiga File Management + PC File Transfer), Amiga
Fox (Desktop Publishing)

DISK EXPERT PACK 5 DISKS £4.95
If you want to learn more about your Amiga, get this
pack! - You'll be a disk expert in no time! Includes Power
Packer (Easy file compacter), Sid (Brilliant CLI
Replacement Tool!), Iconmania (Change any Icon in
seconds), Pidisk, Viruschecker V5.3, D-Copy (Copies,
Repairs, Formats and more), CLI Tutorial (All you need
to know) and 202 other utilities!!!

"C" PROGRAMMERS PACK (P) 6 DISKS £5.94
A complete "C" language and superb instruction manual
provide all you need to learn the "C" language, includes
North C (2 disks) and the C Manual (4 disks)

MED V3.2 MUSIC PACK (P) 4 DISKS £3.90
MED is widely recognised as the best music package, PD
or otherwise!! This pack contains V3.2, the latest version
complete with loads of digital samples, a disk full of
MED music scores and some great MED music to load
and play! Listen to what your machine is capable of!

Please note all pack disks may be bought singly at 99p!
SINGLE DISKS AT ONLY 99p!

BUSINESS

B301 Bank (Excellent home banking package) (P)
B303 Flexibase (Good DBase with form designer) (P)
B321 Amigafox (English Desk Top Publishing) (P)
B322 600 Business Letters (Superb! - Ready to use) (P)
B324 Q Base (The perfect database for beginners) (P)
B314 Business Card Maker (Design Your Own)
B330 Amicash (P) (Superb new bank account manager)
B331 QED (P) (Very good wordprocessor for beginners)
B332 U-Edit V2.6H (P) (Latest and greatest word pro)
B333 Amibase Professional 2 (P) (Now PD! - Superb
database)

UTILITIES

U402 Master Virus Killer v2.1 (The best Virus Killer)
U413 Sid v1.6 (makes you a master of CLI) (P)
U416 Ch Tutorial (Learn all about it) (P)
U427 Demolisher Utilities (over 200 utilities on one disk) (P)
U437 D-Copy (P) (As good as X-Copy)
U471 X Copy III (PD version of commercial prog: Save £30!!)
U478 Typing Tutor (New! Great features) (P)
U475 Messysid (Read + write MSDOS disks-simple!) (P)
U415 Hard Disk Utilities (Wonderful for HD Users) (P)
U414 Easy Backup + View 80 (Good HD backup to floppy) (P)
U494 Pascal (2 disks - brilliant language) (P)
U495 Viruschecker V5.3 (P) (The latest - For the plus too!)
U496 Messysid V2 (P) (Reads and writes PC disks)
U497 AS500+ Utilities (P) (For the AS500+ only!)
U498 Turbotitle (P) (Add subtitles to your videos!)
U499 S-Movie (P) (Smooth scrolling video titler)
U4001 Graphs (P) (Several programs to produce + print
graphs)

U4003 Drawmap V3.1 (Latest version, save and print maps)

GAMES - (*=1MEG)

G6012 Backgammon (P) (Great version of a great game)
G6013 Chess Tutor (P) (Improve your skill)
G6014 Ultimate Card Games (P) (Cribbage, Hearts,
Blumoon, Patience and Solitaire)
G6015 Super Skoda Challenge (P) (New car race game)
G6017 Star Trek Next Generation (P) (Strategy Game)
G6018 Dominos and Connect 4 (P) (Good versions of the
originals)
G6019 AS500+ Games (P) (21 Games for the Plus!)
G677 Amigos (The best Asteroids Game) (P)
G625 Drip! (*) (You must get this classic game!) (P)
G624 Blizzard (*) (PD's best shoot em up) (P)
G689 Pom Pom Gunner V2 (Latest - New levels)

CHILDRENS

C701 Learn + Play (2 disks-super education for 4-10yrs) (P)
C704 Simon Says/Space Maths (P)
C705 Treasure Island X marks the spot - with speech! (P)
C706 Snakes + Ladders (Classic board game fun)
C707 Pair It (*) (Match the cards-great fun!) (P)
C708 Crossfire (*) (Hectic arcade game) (P)
C709 Pixie Kingdom (2 disks - save the pixies) (P)
C710 Number Funder (sliding block puzzle) (P)
C712 Colour Pad (New colouring book for youngsters) (P)
C713 Peters Quest (P) (Lots of fun platform game)
C714 Storyland III (P) (Brilliant kids game)

PUBLIC DOMAIN SOFTWARE

ANGLIA PUBLIC DOMAIN LIBRARY
(Dept ASH), 115 Ranelagh Road, Felixstowe, Suffolk, IP11 7HU

TELEPHONE 0394 283 494

Access VISA CREDIT CARD ORDERS

digitz

**P.O. Box 144, Mexborough,
South Yorkshire, S64 9SL
Tel: (0709) 571748
9am - 9pm Mon-Sat**

OVER 2200 PUBLIC DOMAIN DISKS TO CHOOSE FROM.

We carry the complete Fred Fish, T-BAG, Topik, Macro,
Scope, N.Z.A.U.G., AMOS P.D., & Deja Vu Licenseware.

DISK PRICES

1-9.....£1.25 each
10-19.....£1.10 each (+1 disk free)
20 or more.....£1.00 each (+2 disks free)

Catalogue disk 50p Fish Lists on disk 50p

10 Blank disks £4.50
10 Blanks + box £5.50

**Licenseware £3.50 each,
£5.50 for a two disk set.**

**All Licenseware is supplied with the official
Deja Vu label, and a free single disk case.**

Please make cheques/P.O's payable to Digitz

*** ALL MAJOR CREDIT CARDS ACCEPTED ***

No minimum order, same day despatch
We pay the postage (UK)

European orders please add 20p per disk.
Rest of world please add 50p per disk.

PD BUSINESS PACK

A500 Plus compatible. Includes a text
editor, spell checker, databases, spread
sheet, copier etc.6 disks £6.00

GAMES PACK

A500 Plus compatible. Includes Air Ace
2, Tricky, Go-Moku, Nestor, Tiles, Ball,
Sys and Euchre5 disks £5.00

JUNIOR GAMES PACK

Includes Drip, Frog, Ladybug, Pac,
Shark, Galactic Worm, Cat & Mouse &
Five In Line.5 disks £5.00

HAM RADIO PACK

Full of Ham Radio utilities6 disks £6.00

UTILITIES

RBASE II V5.....friendly data-base
TEXTENGINE V3.....tidy text editor
SID V1.6.....the best directory util
OPTI UTILS 2.....with diskmaster V3.2
PCQ PASCAL.....a pascal compiler
A68K.....68000 assembler
KWICKBACKUP.....hard disk backup
M.V.K. V2.1.....virus killer
ZEROVIRUS & BOOTX V4.30...good killers
A64.....a C64 emulator
ST EMULATOR.....english version
SPECTRUM EMULATOR.....oh! memories
TEXTPLUS 2.2E.....nice word processor
AMIBASE V3.67.....very good database
ELECTRO CAD.....design your circuits
M-CAD.....amiga cad program
C MANUAL V2.00.....all you need for C
MED V3.11.....new version music editor
ANALYTICALC.....powerful spreadsheet
ICONMANIA.....icons & tool
MESSYSID II.....handles PC files
SUPER-DUPER.....a copier that knows
INSANITY TOOLS.....203 utilities
IMPLORDER V4.0.....good cruncher
HAM RADIO UTILS17 disks to choose
N-COMM V1.921...a very good comms disk

MUSIC

BRUNOS MUSIC BOX2 disks - amusing
AMIGA DEUSgreat classical sounds
MANIC RAVES2 disks - good beat
STAR TREK2 disk comedy
JOURNEY INTO SOUNDand so it is
LOONY TUNES.....neat gfx & catchy beat
VOGUE CD PLAYER.....looks and sounds good
VIVALDI2 disk classical
BABY SITTIN BOOGIE...funny sampled song
FLASHING BYTESbrilliant

ANIMATIONS

VIETNAM CONFLICT (1 meg) ..plane combat
AT THE MOVIES 2 (1 meg) .4 disks of Amy
THE LEMMINGS (1meg) .anim with a moral
ATF AGILITY (1 meg)antics in the sky
PUGGS IN SPACEcute little alien
TIRRENO (1meg).....good ray traced anim
SHUTTLECOCK (1meg)very amusing
TERMINAL (1meg)doctor help
THE BOINGS (1meg) .cute ray traced guys
CONGAMAN (1meg)beat dem drums
DOCTOR A (1meg)good sculpt anim
THE DATING GAME (3meg) ..animal antics

GAMES

BOUNCE N BLASTbrilliant
JETMANtidy arcade game
EAT MINEaddictive boulderdash
ESCAPE (1meg)great game tidy fpx
BIP.....neat 2 player shoot out
NADROJin d & d style
QUIK AND SILVA.....a real addictive game
ARCADIA.....good Amos breakout
ETHOStidy text/gfx adventure
PROPERTY MARKETmake your millions
MAHJONGnice gfx good game
STAR TREK2 disk space voyage
SHAPES (1meg).....addictive puzzle
DIPLOMACYtidy strategy game
MEGABALL.....a great game of breakout

LAZER-ZONE.....arcade blast em!
DUNGEON DELIVER..2 disk arcade adventure
HOLLYWOOD TRIVIA.....an interesting quiz
CHESS PUZZLEuse those grey cells
TILE TRAIL (1meg).....tidy puzzle game
PIXIE KINGDOM.....2 disk arcade quest
SEA LANCEstrategy at sea
POM POM.....a very good blast em game
TWINTRIStetris for two
LIGHTS OUTgood aim needed
LLAMATRON.....a great jeff minter game
PROJECT 1blast the enemy
SEVEN TILES.....futuristic football
TRICKYa neat puzzle
BLIZZARDan arcade type space game
JEOPARD (1meg)classic strategy

SLIDE-SHOWS

WRESTLEMANIA.....muscle filled 2 disker
THE INVISIBLE WORLDvery interesting
NAGELESQUEbrilliant artwork
DEMONS IIIgreat music & pics
HYPERDISK 1good pics and story
AMEGA PARTY GRAPHICS...neat comp piccys
APOLS DIGISHOW.....tidy digitised pics
NEPTUNE PIX.....2 disks of satellite pics

DEMOS

HARDWIRED (1 meg).....cool 2 disk demo
CDTV ATTACK.....2 disks - great sounds
GUARDIAN DRAGON..tidy gfx from Kefrens
SKIZZO (1meg)entertaining 2 disker
INFINITE DREAMScool demo
PULLING THE TRIGGER (1meg)love this
BEATLES DEMO (1meg).....unusual 2 disker
REBELS MEGA II.....neat gfx
PLASMUTEX.....the greatest plasma
DIGITAL INNOVATIONS...nice one anarchy
DECAYING PARADISE (1meg) ..great vectors

PD PAYMENT

Is PD for free? Well PD is, but disks, postage and the wages of the men who sit at the machines all day aren't - so be prepared to pay from 99p to £2.50 per disk, although price can vary depending on where disks are bought and from whom. It may depend on how the disks are copied. Obviously if there's an office and a duping machine, then it costs money to run. In any case the only way to find out if it's good value is to spend the cash or read *Amiga Shopper*, of course.

continued from page 150

The program is fast - it found 300-odd instances of '.info' in just a few seconds. I've only one complaint: when you click on the arrows below the scroll bar, the text only moves up or down by one line. You have to release the mouse button and then click again to see another line; why clicking on the arrow couldn't provide a continuous scroll, I don't know. Still, damn good all the same.

Program rating9/10

FULLVIEW

Fish disk 583

Yes, yet another text viewer, but Jonathan Potter's offering has a few extras that many of the others don't offer.

All gadgets are at the bottom of the screen, and are only one line deep, which maximises the amount

of screen area available for viewing the text. Files can be searched for specific text strings, ANSI colour is supported and the program can cope with files which have been compressed by *PowerPacker*. As an added bonus, *FullView* can also display IFF files.

Program rating7/10

CRYSTALS

Fish disk 590

Crystals, by David McKinstry, is an example of the fact that you can find just about any kind of program you can think of if you try hard enough. It is a 3D simulation of crystal lattices, which you can move around using a joystick. To view the lattices (there are fourteen different Bravais lattices), you will need a pair of 3D (red and green) glasses.

The speed at which the lattices rotate depends very much on the Amiga you are using (you need at

least 1Mb of RAM); the frame rate varies between 10 and 30 frames per second. Although basically intended for "educators and students in physics, chemistry and geology", it really is quite an attractive display, and certainly worth a look.

Program rating.....6/10

IT'S GOODNIGHT FROM HIM...

And it's goodnight from me. Next month, we'll definitely be having the PD wordprocessor roundup, along with the usual look at the best PD and shareware available for the Amiga. If you want to get in touch with me, either write c/o *Amiga Shopper*, Future Publishing, 30 Monmouth Street, Bath BA1 2BW or e-mail me on CIX as 'iwrigley'.

Oh, and to any PD houses out there... if you don't send me stuff, I can't review it! **AS**

UK PD HOUSES

Amiga Mouse PD
182a High Street
Margate, Kent
☎ 0843 228166

Amiganuts United
169 Dale Valley Road
Hollybrook
Southampton
SQ1 6QX

Akore Shareware
7 Fishergate Point
Lwr Parliament Street
Nottingham NG1 1GD
☎ 0800 252221

AMOS PD Library
(also *Deja Vu*)
25 Park Road
Wigan WN6 7AA
☎ 0942 495261

Anglia PDL
115 Ranelagh
Felixtowe
Suffolk IP11 7HU
☎ 0394 283494

Blitterchips
Cliffe House
Primrose Street
Keighley BD21 4NN
☎ 0535 667469

CanDo PD Library
128 Portland Crescent
Stanmore
Middlesex
HA7 1NA
☎ 081-204 3954

CLS
PO Box 7
Bletchley
Milton Keynes
MK2 3YL
☎ 0908 640763

Crazy Joe's
145 Effingham Street
Rotherham
South Yorks S65 1BL
☎ 0709 829286

EdLib
Scotland Farm
Stockwood Road
Brislington
Bristol BS4 5LU
☎ 0272 723489

Electriclown
90 Notley Road
Lowestoft
Suffolk NR33 0OG
☎ 0502 566752

EMPDL
54 Watnall Road
Hucknall
Nottingham NG15 7LE
☎ 0602 630071

Essex Computer Systems
118 Middle Crockerford
Basildon
Essex SS16 4JA
☎ 0268 553963

George Thompson Services
Cucumber Hall Farm, Cucumber Lane
Essendon
Herts AL9 6JB
☎ 0707 664 654

Goldstar Computers
PO Box 2
Tyldesley
Manchester M29 7BN
☎ 0942 895320

ICPUG
PO BOX 1309
London N3 2UT
☎ 081-346 0050

Kernow Software PD Library
51 Ennors Road
Newquay, Cornwall

Lazerdisk
57 Adamthwaite Drive
Blythe Bridge
Stoke On Trent ST11 9HL

NBS
1 Chain Lane, Newport
Isle Of Wight PO30 5QA
☎ 0983 529594

Office Choice (OC-PD)
Suite 14 Avon House,
Town Centre Cumbernauld G67
☎ 0236 737901

PD Soft
1 Bryant Avenue
Southend-On-Sea
Essex SS1 2YD
☎ 0702 612259

Public Dominator
PO BOX 801
Bishop's Stortford
Herts CM23 3TZ
☎ 0279 757692

Riverdene PDL
30a School Road
Tilehurst
Reading
Berkshire RG3 5AN
☎ 0734 452416

Scanner Disk Magazine
Telescan Computer Services
Handsworth Road
Blackpool FY5 1SB
☎ 0253 22296

Sector 16
160 Hollow Way
Cowley, Oxford
☎ 0865 774472

Seventeen Bit Software
PO BOX 97
Wakefield
West Yorks WF1 1XX
☎ 0924 366982

Software Express
Hebron House, Sion Road
Bedminster
Bristol BS3 3BD
☎ 0272 637634

Softville
Unit 5, Stratfield Park
Elettra Avenue,
Waterlooville
Hants
PO7 7XN
☎ 0705 266509

Start Computer Systems
Barbican House
Bonnersfield
Sunderland SR6 0AA
☎ 091 564 1400

Unique Computers
114 Salters Road
Gosforth
Newcastle on Tyne NE3 3UP
☎ 091-284 7976

Vally PD
PO BOX 15, Peterlee
Co Durham SR8 1NZ
☎ 091-587 1195

Virus Free PD
23 Elborough Road
Moredon, Swindon
Wilts SN2 2LS
☎ 0793 512321

Workbench PD
1 Buccleuch Street
Barrow-In-Furness
Cumbria LA14 1SR
☎ 0229 870000

BUYING ADVICE FOR SHOPPERS

Whether buying over the phone or at a local store, here's our advice on how to get what you want

BUYING IN PERSON

- Where possible, always test any software and hardware in the shop before taking it home, to make sure that it works properly.
- Make sure you have all the necessary leads, manuals or other accessories you need.
- Don't forget to keep your receipt.

BUYING BY PHONE

- Be as clear as possible when stating what you want to buy. Make sure you confirm all the technical details of what you are buying. Some things to bear in mind are version numbers, memory requirements, other required hardware or software and compatibility with your particular model of Amiga (that is, make sure you know which version of Kickstart you have).
- Check the price you are asked to pay, and make sure that it's the same as the price advertised.

- Check that what you are ordering is actually in stock.
- Check when and how the article will be delivered, and that any extra charges are as stated on the advert.
- Make a note of the date and time when you order the product.

BUYING BY POST

As with buying by phone, you should clearly state exactly what it is you are buying, at what price (refer to the magazine, page and issue number where it's advertised) and give any relevant information about your system set-up where necessary. You should also make sure you keep copies of all correspondence both to and from the company concerned.

MAKING RETURNS

Whichever method you buy by, you are entitled to return a product if it fails to meet any one of the following three criteria:

- The goods must be of 'merchantable quality'.
 - The goods must be 'as described'.
 - The goods must be fit for the purpose for which they were sold. If they fail to satisfy any or all of the criteria, then you are then entitled to:
 - Return them for a refund.
 - Receive compensation for part of the value.
 - Get a replacement or free repair.
- When returning anything, ensure that you have proof of purchase and that you return the item as soon as possible after receiving it. For this reason it is important that you check the hardware or software as soon as it is delivered to make sure everything you ordered is there and works as it is supposed to.

HOW TO PAY

Paying by credit card is the most sensible way, whether buying in person, by post or on the phone, because you may be able to claim the money from the credit card company even if the firm you ordered from has gone bust or refuses to help sort out your problem.

Otherwise, you should pay by crossed cheque or postal order – never send coins or notes through the mail.

GETTING REPAIRS

Always check the conditions of the guarantee, and servicing and replacement policy, so that you know what level of support to expect. Always fill in and return warranty cards as soon as possible, and make sure that you are aware of all the conditions contained in the guarantee.

BUYING PD

Even though PD software is relatively inexpensive, you should still apply the guidelines set out above, making sure that you confirm all orders as clearly as possible.

Shopping around is still important when buying PD because different houses charge different prices for the same disks. There is no set pricing structure for disks, but bear in mind that PD houses are, in theory, supposed to be non-profit making operations. **AS**

ADVERTISERS INDEX

1st Choice (Leeds)	113-115
3 Amigos	122
16 Bit Centre	42
17 Bit Software	149
Accelators	77
Ace	122
Amiganuts	90
Analogic	94
Anglia PD	151
Aquarian PD	138
Ark	111
Artworks	58
Astrocalc	58
BCS	72
Best Prices	80
Bitcon Devices	93
BJ Printing	108
Calculus	53-55
Checkmate	85
Complex	49
Computatech	72
Comutator	72
Crazy Joes	147
Dataplex	90
Dataschool	108
Datel	130
Delta Pl.	34
Deltrax	122
Diamond	104-17
Digit	9, 33
Digitz	151
Direct Computers	126
Dynamite	100-101
Evesham Micros	120-121
FCC	17
Future World	128-129
Global	85
Grapevine	34
Greenwich	94
Harwoods	60-65
Hobbyte	12
Hydra Systems	77
ICPUG	111
Kosmos	72
Ladbroke Computing	116
Media Direct	38-41
Merlin	4
MJC Supplies	28
Neural Images	138
Omega Projects	88
PD Soft	135
Pentire PD	138
PLC	108
Power	IFC, IBC, OBC
Psychotech	58
SoftMachine	58
Softstore	77
Startronics	85
Swift	86
Switchsoft	111
Technomania	90
Time & Space	122
TK Computer Supplies	34
Trilogic	50-51
TTPD	94
Unique Computing	141
Virgo	74
We Serve	6
WTS Electronics	69
WTS Electronics	111
Zone	126

A CHECK LIST FOR MAIL ORDER BUYING

- 1 Make sure you know exactly what you want. Draw up a checklist of the specifications you are looking for and what you want it to be able to do. Check with the suppliers that their product matches your list
- 2 Will the product you have in mind work with your existing set-up, and anything else you are planning to buy?
- 3 Can you see a demonstration? Many products are on display at computer shows around the country.
- 4 Are there any hidden extras? Does it need 1Mb to run, or a hard disk?
- 5 What technical support is provided by the supplier? Does the manufacturer offer after-sales advice? Check before you buy.
- 6 Check the guarantee terms. How long is the free warranty? What does it offer?
- 7 Draw up a list of these details and make them a condition of your order.
- 8 Check the price and delivery details when you order, and make a note of them.
- 9 Note down when you placed the order and who you spoke to.
- 10 When it arrives, check everything carefully. If anything is missing, don't use the product at all – contact the supplier. If it doesn't work, make the obvious checks such as the fuse. If it still doesn't work don't try to fix it – contact the supplier.

WIN • WIN • WIN • WIN • WIN • WIN • WIN • WIN

Get your paws on a free GVP hard drive

Life is so much easier with a hard drive. Once you have one, you won't believe you ever managed without one. And, as hard drives go, the GVP Impact II+ is one helluva hard drive to have.

When we reviewed the GVP Impact II+ as part of our hard drive round-up in issue one, we described it as 'the only choice for the power user with money to burn'. Now, thanks to the enormous generosity of the people at Gordon Harwood, you won't have to burn any money – just have a gander at our three questions to the right.

The drive comes in two configurations: in an external case which plugs into an A500's side through-port; and as a card to plug into the expansion slot of an A1500/2000/3000. Both versions have space on-board for up to 8Mb of expansion memory.

We hope you've got your reference works to hand, because this month's challenge is more than a little tricky. But, don't be deterred – give them a go!

Stick your answers on the back of a postcard or sealed envelope, and send it to:
Hard Drive Competition
Amiga Shopper
29 Monmouth Street
Bath BA1 2DL

The closing date is May 8. Don't forget to state which type of Amiga you have, so we know which type of hard drive to send you. **AS**



The GVP Impact drive – it's the short cut to improved Amiga performance. Act now and you could win yourself one of these. A great prize we think you'll agree!

THE CHALLENGE

QUESTION 1

What club do you select when teeing off in golf?

- a) Manchester United
- b) A putter
- c) A driver

QUESTION 2

What is the popular name for American open-air cinemas?

- a) An open-air cinema
- b) A field
- c) A drive-in

QUESTION 3

Which incredibly clever genius-type chappie invented the wheel?

- a) Alexander Graham Bell
- b) Socrates
- c) None of the above

Don't let floppies drive you up the wall – get tough, get HARD, get answering our questions and win yourself a GVP Impact drive from Gordon Harwood Computers!

WHO WON WHAT?

Ten copies of *Deluxe Paint IV*, kindly donated by Electronic Arts, were up for grabs. As many of you noticed, our questions are normally far too easy – so that month we decided to include a deliberate mistake (for which, we'd like to emphasise, no-one has been sacked). Thanks to the many millions who tirelessly phoned, faxed and wrote to point it out. The answers are:

- 1) Andy Warhol is associated with Campbell's soup.
- 2) Don McLean wrote the song *Vincent*.
- 3) Matisse and Derain were Fauves.

The winners: David Lewry of Paddock Wood in Kent, Ed Meij from Holland, Bob Franklin of Southsea, Malcolm Rogers of Halesworth in Suffolk, D Hill of Hull, Brian Thomas of Pembroke, S Gaunt of Ipswich, S Josho of London, S Restorick of Liverpool, and J Smith of North Road, London.

GUARANTEE YOUR COPY OF AMIGA SHOPPER – RESERVE IT AT YOUR NEWSAGENT

Please reserve/deliver me a copy of **Amiga Shopper**
Name _____

Address _____

TO THE NEWSAGENT – Amiga Shopper goes on sale the first Thursday in the month. It's from Future Publishing and available from your local wholesaler.

TWO SHORT YEARS AGO...

A glimpse through the pages of the Amiga's glorious history...

- Gigatron, a German company working on a portable Amiga, seemed to be running into trouble with Commodore over patents.
- Meanwhile, plans for a portable Amiga leaked from Commodore. There's still no sign of either.

● The Art Department, saviour of Amiga graphics bods everywhere, was announced by ASDG.

● The Amiga was voted best computer at the European Computer Leisure Awards.

● Michtron released Fast Fax, a plug-in card for the Amiga capable of transmitting at 9,600 baud.

... AND NEXT MONTH

Next month's *Amiga Shopper* is going to be a goodie, and no mistake. As well as our usual seriously deep coverage of the Amiga scene, there'll be:

- A super-duper mystery free gift.
- The first of a two part practical, no-nonsense *Amiga Shopper* guide to animation.

● RAM – everything (and we mean everything) that you ever wanted to know about memory expansion.

● Jon Bates looking at the Miracle Piano Teaching System.

● Ian Wrigley taking the RocTec RocHard disk for a spin.

● See you on 2nd April!

POWER COMPUTING

Economy Packs

1 PC880E + 10 Maxell Disks	£52
2 PC880E + 10 Maxell Disks and Zip Stick	£61
3 PC880E + 10 Maxell Disks and 512K RAM with clock	£79
without clock	£76
4 PC880E + 10 Maxell Disks, 1MB RAM (For A500+ only)	£92
5 PC880E + 10 Maxell Disks and 1.5MB	£101
6 PC880E + 40 Maxell Disks, DD40 diskette box, Power Mouse, Zip Stick & 512K RAM	£114
7 PC880E + 40 Maxell Disks, DD40 diskette box, Power Mouse, Zip Stick & 1MB RAM (for A500+ only)	£129
8 PC880E + 40 Maxell Disks, DD40 diskette box, Power Mouse, Zip Stick & 1.5MB RAM	£169

Home Packs

1 PC880B + 10 Maxell Disks	£75.95
2 PC880B + 10 Maxell Disks & Zip Stick	£84.95
3 PC880B + 10 Maxell Disks, 512K RAM with clock	£97.95
without clock	£91.95
4 PC880B + 10 Maxell Disks & 1MB (for A500+ only)	£112.95
5 PC880B + 10 Maxell Disks & 1.5MB RAM	£152.95
6 PC880B + 40 Maxell Disks, DD40 diskette box, Power Mouse, Zip Stick & 512K RAM	£148.95
7 PC880B + 40 Maxell Disks, DD40 diskette box, Power Mouse, Zip Stick & 1MB RAM (for A500+ only)	£163
8 PC880B + 40 Maxell Disks, DD40 diskette box, Power Mouse, Zip Stick & 1.5MB RAM	£199

Executive Packs

1 Dual Drive inc. PSU + 10 Maxell Disks	£125
2 Dual Drive + 10 Maxell Disks & Zip Stick	£134
3 Dual Drive + 10 Maxell Disks & 512K with clock	£159
4 Dual Drive + 10 Maxell Disks & 1MB RAM	£174
5 Dual Drive + 10 Maxell Disks & 1.5MB RAM	£214
6 Dual Drive + 40 Maxell Disks, DD40 diskette box, Power Mouse, Zip Stick & 512K RAM	£203
7 Dual Drive + 40 Maxell Disks, DD40 diskette box, Power Mouse, Zip Stick & 1MB RAM	£219
8 Dual Drive + 40 Maxell Disks, DD40 diskette box, Power Mouse, Zip Stick & 1.5MB RAM	£258

GVP Series 2 Hard Disk (A500)

Up to 8MB FAST RAM on-board
 52QMB 0MB £379 105QMB 0MB £579
 52QMB 2MB £439 105QMB 2MB £631
 52QMB 4MB £469 105QMB 4MB £691
 52QMB 8MB £649 105QMB 8MB £840

GVP Series 2 Hard Card or Nexus Hard Card

High speed 'FAASTROM' controller
 Up to 8MB Simm RAM on board fully auto booting
 Supports external SCSI devices
 For A1500/A2000

Bare	£199
52QMB	£279
105QMB	£479
52QMB 2MB	£339
105QMB 2MB	£539
52QMB 4MB	£399
105QMB 4MB	£599
52QMB 8MB	£469
105QMB 8MB	£749

GVP Combo Board

22MHz 1MB RAM	£549
33MHz 4MB RAM	£1199
50MHz 4MB RAM	£1685
SIMM 32 x 1MB-60	£65
SIMM 32 x 4MB-60	£234
Hard drive mount kit	£35

GVP A2000 RAM Expansion

2MB RAM installed	£159
4MB £219 6MB £279 8MB £339	

GVP Sound Sampler £73

(All GVP products come with 2 year guarantee)

Kickstart Switcher

The Power Kickstart Switcher fits into any A500 or A500+ and can be fitted with up to three Kickstart ROMs and can be enabled when you switch on your Amiga. This gives you all the benefits of the new versions of Kickstart while still being able to use your old games and software.

Kickstart Switcher (bare)	£14.95
Switcher with Kickstart 1-3	£44
Switcher with Kickstart 2-04	£64
Switcher with Kickstart 1-3 and 2-04	£94

PC501 + RAM Card

Our RAM board is designed specially for the new A500+ computer and comes with 1MB of RAM on board to expand your memory to 2MB of chip RAM. Plug in and go operation - fits into the trapdoor. Gives you a total of 2MB of chip RAM £49
 32 chip RAM card £39.95

8MB A500 RAM Board

Plugs into the side slot
 Fully auto-config
 Full thru'port
 Expand 2MB-8MB
 Plug in and go operation £POA

1.5MB RAM Board

Plugs easily into your Amiga
 Fully supports 1MB chip RAM
 Fully compatible with 'Fatter Agnus' £79
 (Kickstart 1-3 and above) (not compatible with A500+)

A500 RAM Card

A half Megabyte RAM expansion with battery backed up clock and a free disk packed with useful software (4 chip RAM) £29
 A500 512K RAM Card without clock £24
 16 chip RAM card with clock £24
 16 chip RAM card without clock £19

PC880B Disk Drive

Built-in Blitz hardware copier
 Built-in virus blocker
 No annoying clicking when drive is empty £69.95

Dual Drive

High spec, low power NEC mechanism
 Whisper quiet operation
 Blitz copier built-in (switchable)
 Virus blocker built-in (switchable)
 Anti click
 Power supply included
 PC880E disk drive £45.95
 PC881 A500 internal drive £40
 PC882 A2000 internal drive £45
 52QMB Slimline hard drive £299
 (Amiga must be opened for simple internal fitting)
 A500 Internal Anti-click board
 Stop that internal drive clicking £9.95

Send your order to Power Computing Ltd, Unit 8 Railton Road, Woburn Road Industrial Estate, Kempston, Bedford MK42 7PN
 Ring your credit card order through on 0234 843388 (10 lines) or fax your order on 0234 840234. Technical Helpline 0234 841882

All prices include VAT, delivery and are subject to change. Specifications are subject to change without notice. Next day delivery £4.50 (U.K. mainland only), all trademarks acknowledged.

POWER COMPUTING

Power Scanner v1.7



Features

100-400 DPI scanning resolutions
64 Greyscales
Thru'port for printer

Software

Full screen image editor
Interlace mode on/off
Edit true greyscale & colour images
Fully multi-tasking

Editing

Cut rectangle, cut lasso, crop, flip,
rotate, scale, draw, lines, circles,
boxes ellipses, freehand, zoom mode

Scanning

Unique 'True feel' real time scan
mode - Know instantly if you are
scanning the image too quickly
Automatic selection of 100-400 DPI
Produce true greyscale images



Actual Amiga Screen Shots

£99 inc. VAT **£239** inc. VAT
GREYSCALE C O L O U R

PC880B Power Drive



£69.95

Viruses, diskswapping, clicking drives,
disks which won't back up. Is there no
end to the whingeing of the Amiga
user?

At Power, we want to tell you just
where you can stick your disks and
worries. In fact we will show you. The
slot in this picture belongs to our
PC880B, the first intelligent disk
drive. Insert a disk.

Now you can back up at lightning
speeds using the inbuilt Blitz Amiga
hardware*, with free software, (even
if the disk is Atari or PC) and if your
computer has a virus the PC880B will
stop it being written to the bootblock
of any of your drives, though you can
still save files as normal.

When you do not want these features,
switch them off and the PC880B will
sit quietly, without clicking,
pretending to be simply an extra drive.

The PC880B, the only drive to
introduce Blitz Amiga, the Power
anti-click device and to combat
viruses, is only available direct from
Power, priced at just **£69.95**

We have noticed how pricey unintell-
igent drives are. Perhaps, it's your
turn to tell people where to stick it.

* Due to the precision nature of the Blitz copier high
density disks may be required with some internal
drives.

Dual Drive



Our latest dual drive uses the slimline,
ultra low power NEC drive
mechanism. This drive takes less than
half the power of a normal floppy
drive. The new dual drive includes all
the features you would expect from a
Power Computing Drive.

The NEC drive mechanism is able to
access high density 1.44MB disks.
While this may not be of use to you at
the moment (the Amiga can only
access 880K), watch this space for our
new 'high density' Interface, on the
market soon!

Whisper quiet operation

Blitz Copier built-in (switchable)

Virus blocker built-in (switchable)

Anti-click

PSU included

£125

New Products

released or available soon
1MB with thru'port
512K 16 chip RAM
8MB board with thru'port
Kickstart ROM Switch
1.44MB Interface
1.44MB Disk Drive

Name

Address

Postcode

Telephone No.

System owned

Description

Credit card No.

Expiry date

I enclose a cheque/postal order for
£

Signature

Make cheques payable to **Power Computing Ltd**

Power Computing Ltd

Unit 8 Railton Road

Woburn Road Industrial Estate

Kempston Bedford MK42 7PN

Ring your credit card order through
on **0234 843388** or fax your order on

0234 840234

All prices include VAT, delivery and are subject to change. Specifications are subject to change without notice. Next day delivery £4.50 (U.K. mainland only), all trademarks acknowledged.

Power Computing SRL Italy, Via Delle Baleari, 90, 00121 Ostia Lido, Roma
Tel (06) 5646310 (2 lines) Fax 5646301

Power Computing France, 15 Bld Voltaire 75011, Paris France
Tel (1) 43570169 (6 lines) Fax (1) 43380435

Power Computing U.S.A., 21 South 5th Street, Suite 900, Philadelphia, PA 19106
Tel 215 922 0050 Fax 215 922 0116